

Student Travel Tally Report: One School in One Data Collection Period

School Name: Mount Tamalpais School

Set ID: 13249

School Group: Safe Routes to School

Month and Year Collected: September 2013

School Enrollment: 300

Date Report Generated: 12/09/2013

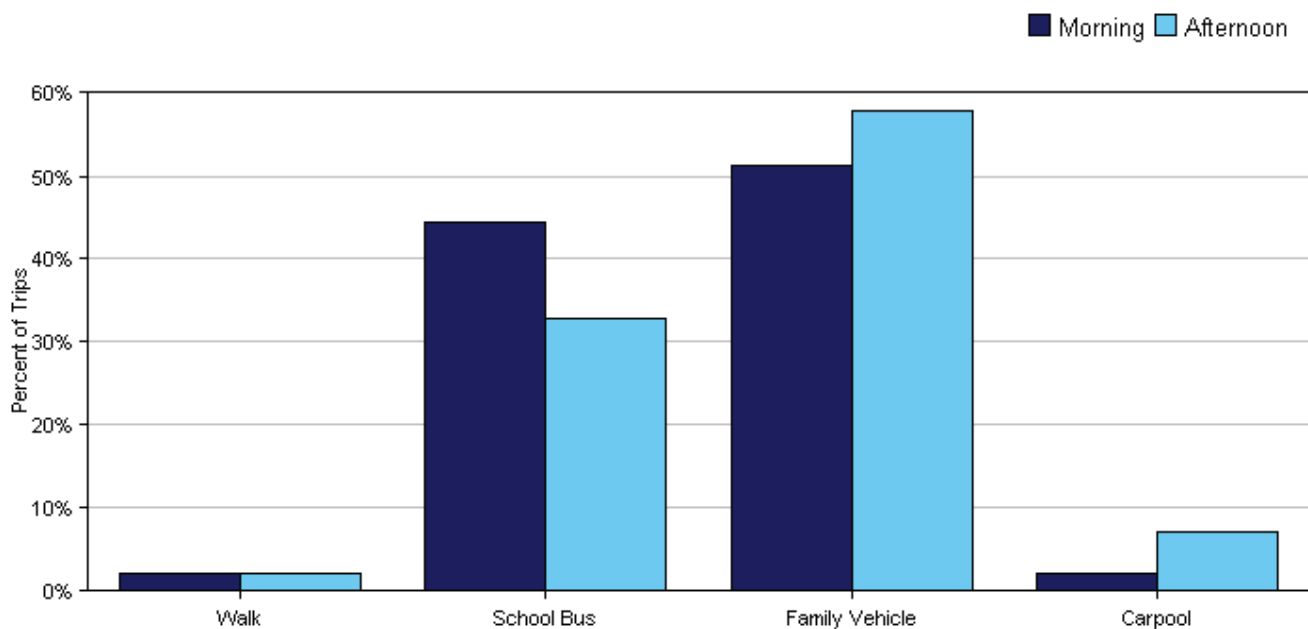
% of Students reached by SRTS activities: 76-100%

Tags:

**Number of Classrooms
Included in Report:** 9

This report contains information from your school's classrooms about students' trip to and from school. The data used in this report were collected using the in-class Student Travel Tally questionnaire from the National Center for Safe Routes to School.

Morning and Afternoon Travel Mode Comparison

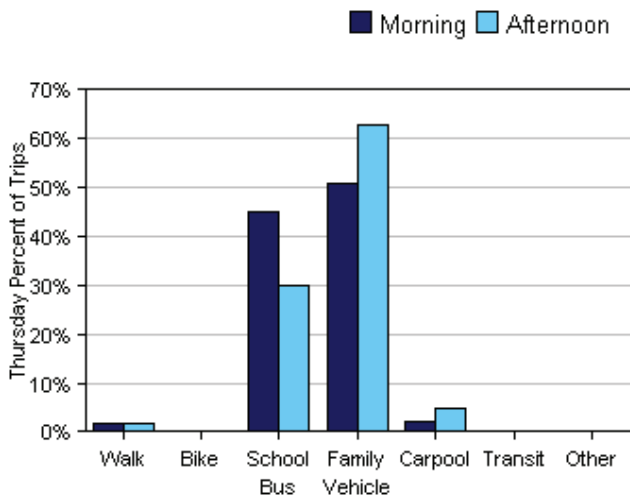
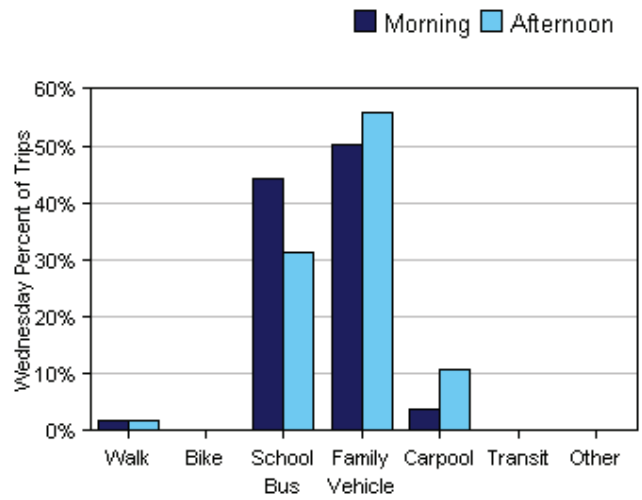
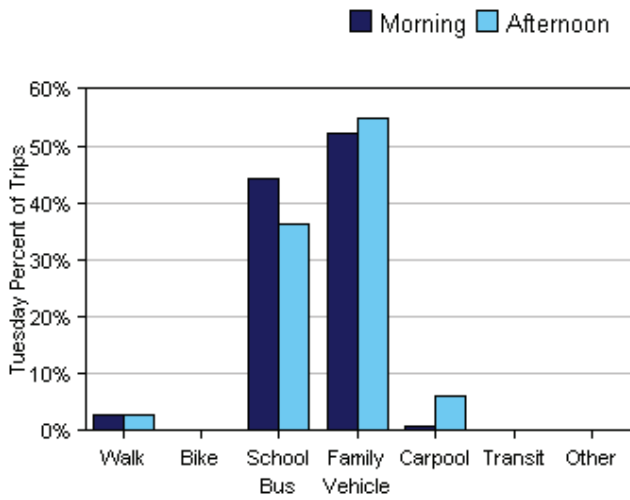


Morning and Afternoon Travel Mode Comparison

	Number of Trips	Walk	Bike	School Bus	Family Vehicle	Carpool	Transit	Other
Morning	692	2%	0%	45%	51%	2%	0%	0%
Afternoon	684	2%	0%	33%	58%	7%	0%	0%

Percentages may not total 100% due to rounding.

Morning and Afternoon Travel Mode Comparison by Day

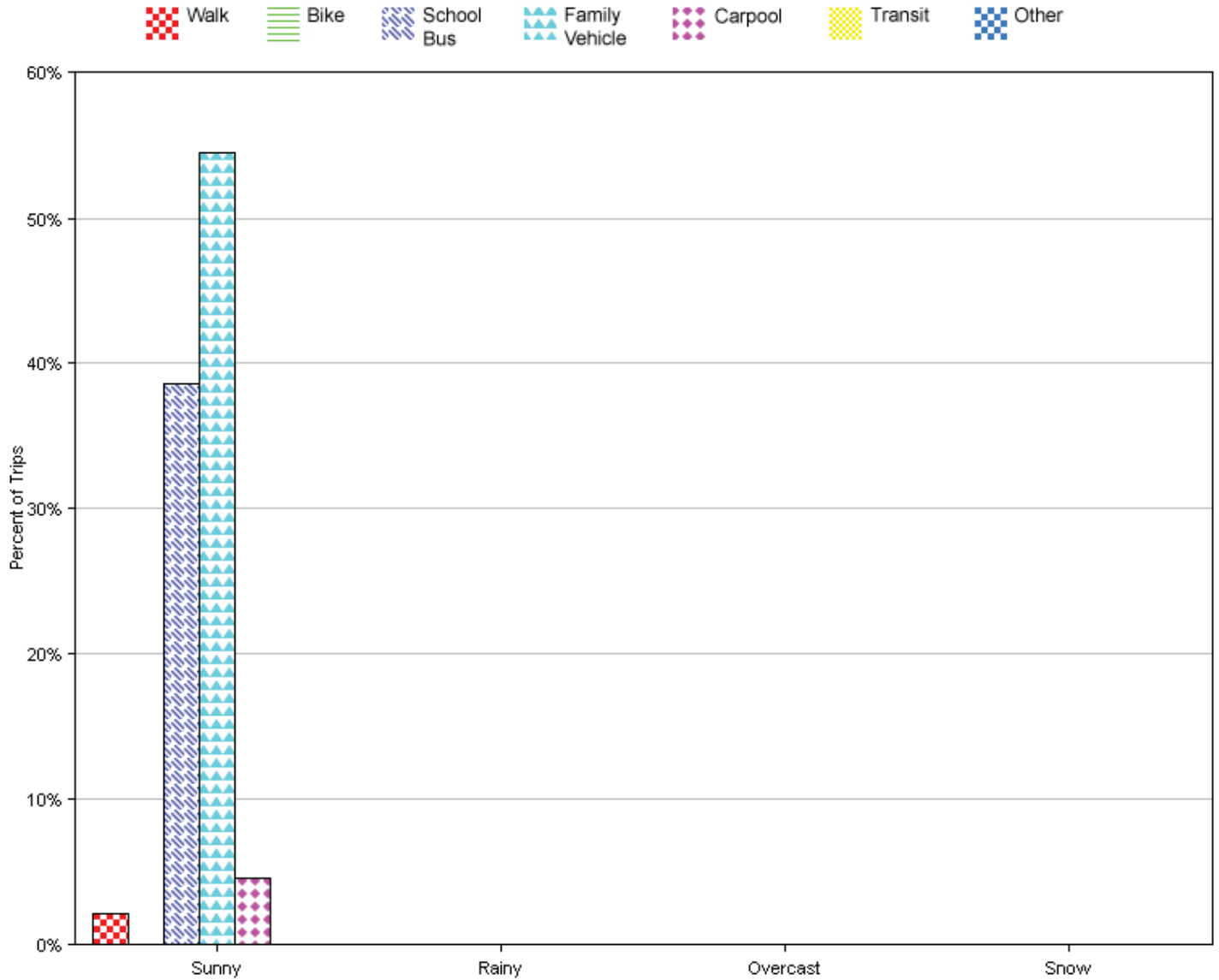


Morning and Afternoon Travel Mode Comparison by Day

	Number of Trips	Walk	Bike	School Bus	Family Vehicle	Carpool	Transit	Other
Tuesday AM	251	3%	0%	44%	52%	0.8%	0%	0%
Tuesday PM	249	3%	0%	36%	55%	6%	0%	0%
Wednesday AM	219	2%	0%	44%	50%	4%	0%	0%
Wednesday PM	216	2%	0%	31%	56%	11%	0%	0%
Thursday AM	222	2%	0%	45%	51%	2%	0%	0%
Thursday PM	219	2%	0%	30%	63%	5%	0%	0%

Percentages may not total 100% due to rounding.

Travel Mode by Weather Conditions



Travel Mode by Weather Condition

Weather Condition	Number of Trips	Walk	Bike	School Bus	Family Vehicle	Carpool	Transit	Other
Sunny	1376	2%	0%	39%	55%	5%	0%	0%
Rainy	0	0%	0%	0%	0%	0%	0%	0%
Overcast	0	0%	0%	0%	0%	0%	0%	0%
Snow	0	0%	0%	0%	0%	0%	0%	0%

Percentages may not total 100% due to rounding.