

# Student Travel Tally Report: One School in One Data Collection Period

**School Name:** Mount Tamalpais School

**Set ID:** 15945

**School Group:** Safe Routes to School

**Month and Year Collected:** September 2014

**School Enrollment:** 300

**Date Report Generated:** 12/02/2014

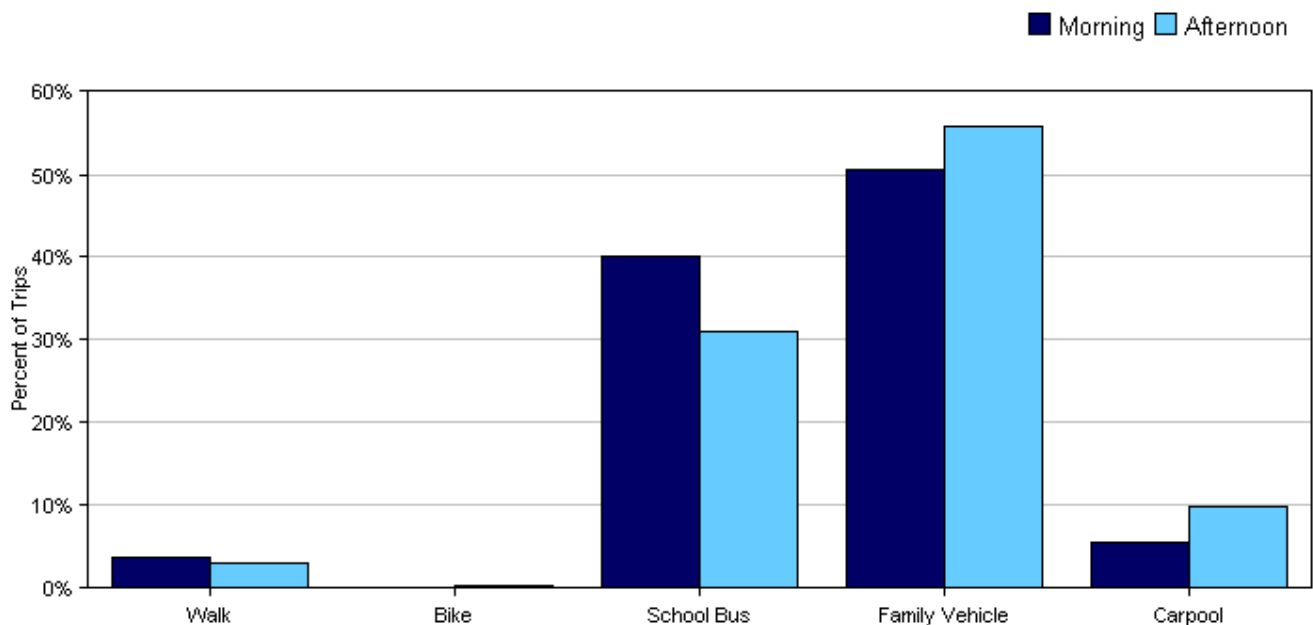
**% of Students reached by SRTS activities:** Don't Know

**Tags:**

**Number of Classrooms  
Included in Report:** 9

This report contains information from your school's classrooms about students' trip to and from school. The data used in this report were collected using the in-class Student Travel Tally questionnaire from the National Center for Safe Routes to School.

## Morning and Afternoon Travel Mode Comparison

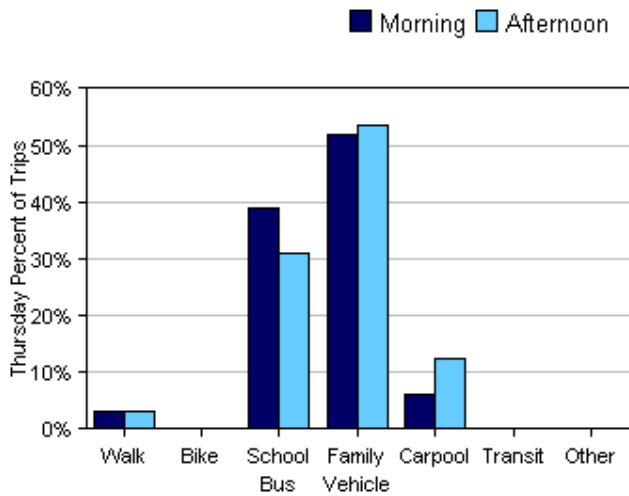
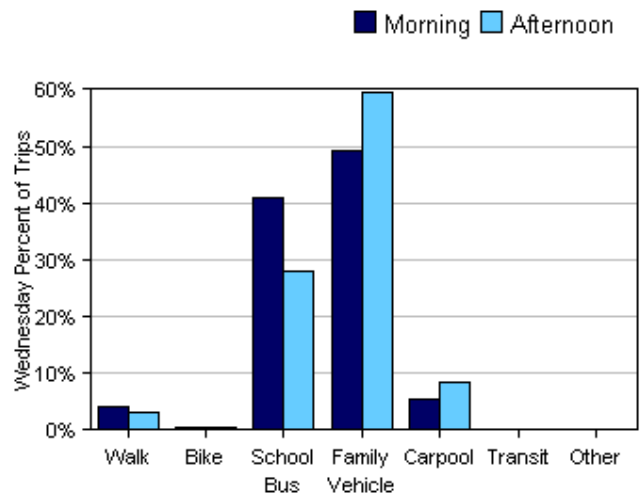
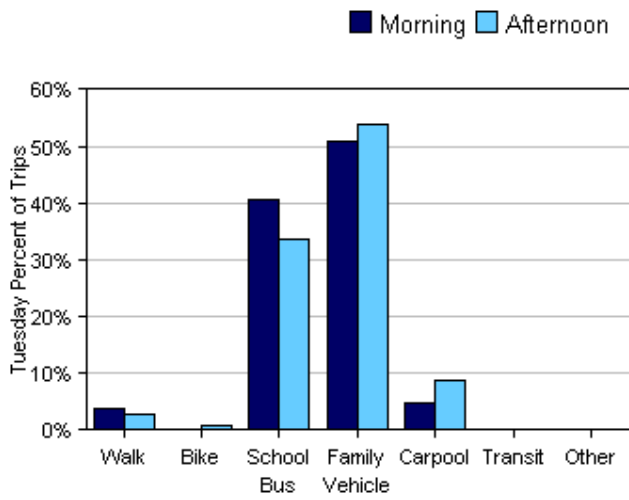


## Morning and Afternoon Travel Mode Comparison

|           | Number of Trips | Walk | Bike | School Bus | Family Vehicle | Carpool | Transit | Other |
|-----------|-----------------|------|------|------------|----------------|---------|---------|-------|
| Morning   | 751             | 4%   | 0.1% | 40%        | 51%            | 5%      | 0%      | 0%    |
| Afternoon | 723             | 3%   | 0.4% | 31%        | 56%            | 10%     | 0%      | 0%    |

Percentages may not total 100% due to rounding.

## Morning and Afternoon Travel Mode Comparison by Day

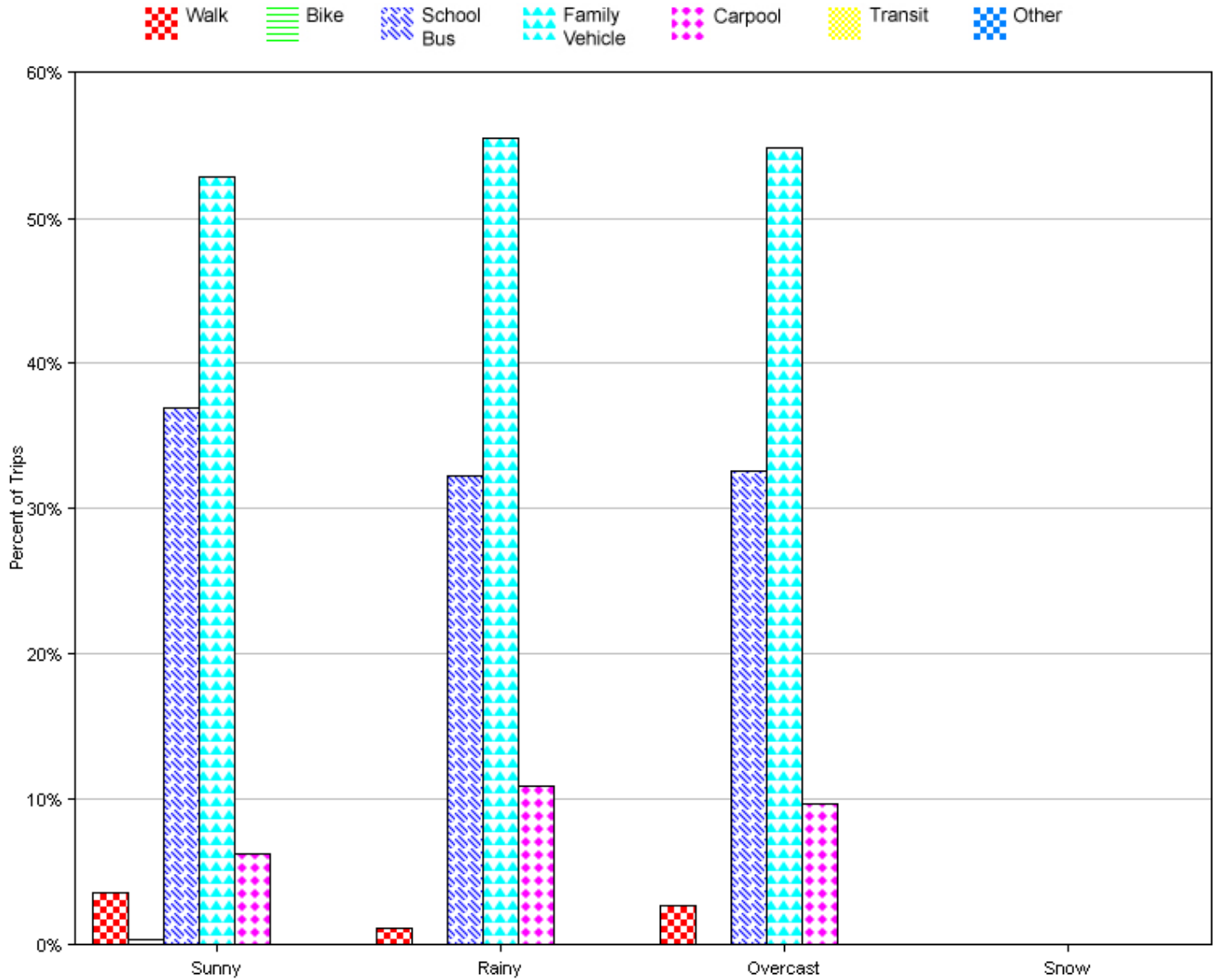


## Morning and Afternoon Travel Mode Comparison by Day

|              | Number of Trips | Walk | Bike | School Bus | Family Vehicle | Carpool | Transit | Other |
|--------------|-----------------|------|------|------------|----------------|---------|---------|-------|
| Tuesday AM   | 254             | 4%   | 0%   | 41%        | 51%            | 5%      | 0%      | 0%    |
| Tuesday PM   | 250             | 3%   | 0.8% | 34%        | 54%            | 9%      | 0%      | 0%    |
| Wednesday AM | 242             | 4%   | 0.4% | 41%        | 49%            | 5%      | 0%      | 0%    |
| Wednesday PM | 245             | 3%   | 0.4% | 28%        | 60%            | 9%      | 0%      | 0%    |
| Thursday AM  | 255             | 3%   | 0%   | 39%        | 52%            | 6%      | 0%      | 0%    |
| Thursday PM  | 228             | 3%   | 0%   | 31%        | 54%            | 12%     | 0%      | 0%    |

Percentages may not total 100% due to rounding.

## Travel Mode by Weather Conditions



## Travel Mode by Weather Condition

| Weather Condition | Number of Trips | Walk | Bike | School Bus | Family Vehicle | Carpool | Transit | Other |
|-------------------|-----------------|------|------|------------|----------------|---------|---------|-------|
| Sunny             | 946             | 4%   | 0.4% | 37%        | 53%            | 6%      | 0%      | 0%    |
| Rainy             | 164             | 1%   | 0%   | 32%        | 55%            | 11%     | 0%      | 0%    |
| Overcast          | 297             | 3%   | 0%   | 33%        | 55%            | 10%     | 0%      | 0%    |
| Snow              | 0               | 0%   | 0%   | 0%         | 0%             | 0%      | 0%      | 0%    |

Percentages may not total 100% due to rounding.