

Student Travel Tally Report: One School in One Data Collection Period

School Name: Neil Cummins

Set ID: 29514

School Group: Marin Safe Routes to Schools

Month and Year Collected: September 2019

School Enrollment: 599

Date Report Generated: 11/05/2019

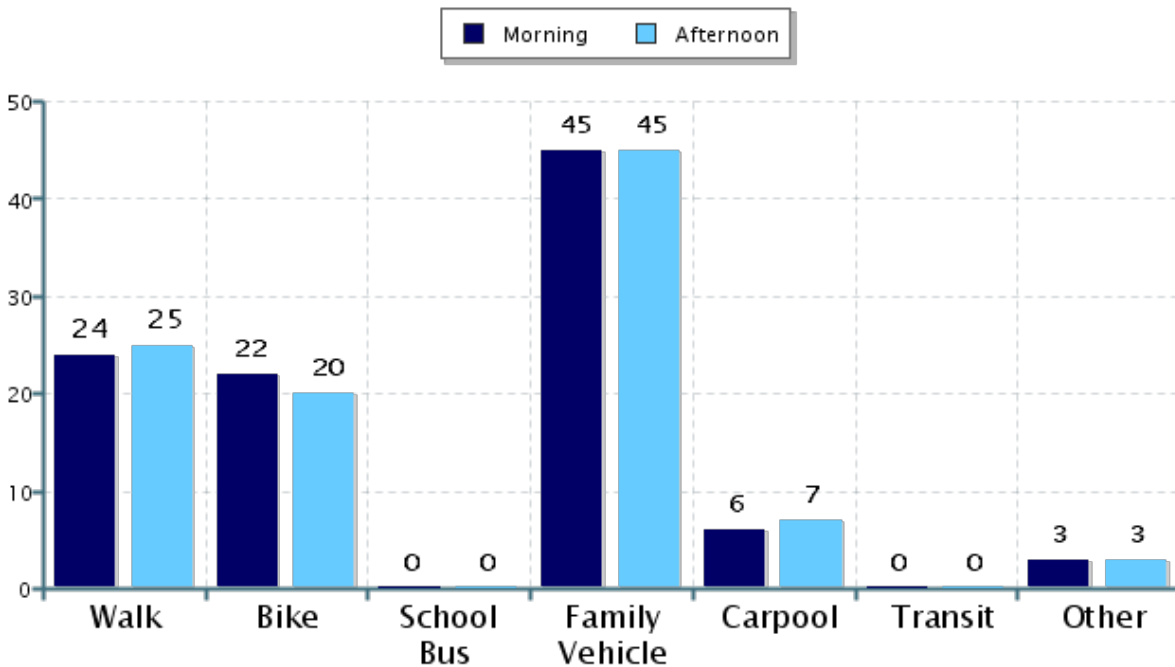
% of Students reached by SRTS activities: Don't Know

Tags:

**Number of Classrooms
Included in Report:** 25

This report contains information from your school's classrooms about students' trip to and from school. The data used in this report were collected using the in-class Student Travel Tally questionnaire from the National Center for Safe Routes to School.

Morning and Afternoon Travel Mode Comparison



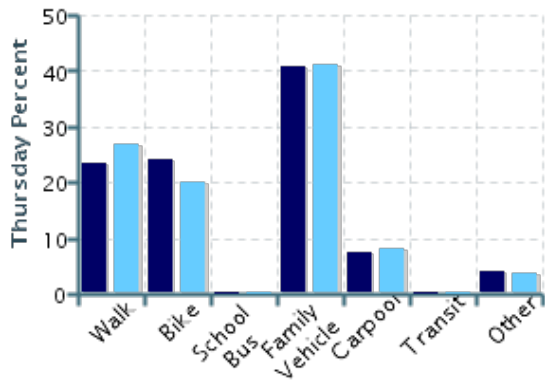
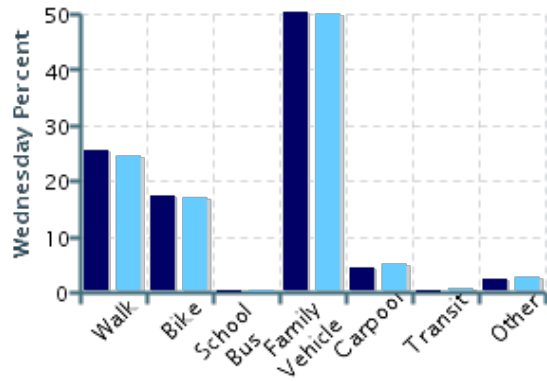
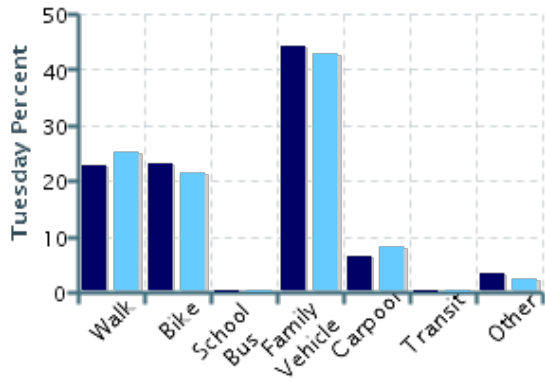
Morning and Afternoon Travel Mode Comparison

| | Number of Trips | Walk | Bike | School Bus | Family Vehicle | Carpool | Transit | Other |
|-----------|-----------------|------|------|------------|----------------|---------|---------|-------|
| Morning | 974 | 24% | 22% | 0% | 45% | 6% | 0% | 3% |
| Afternoon | 902 | 25% | 20% | 0% | 45% | 7% | 0.2% | 3% |

Percentages may not total 100% due to rounding.

Morning and Afternoon Travel Mode Comparison by Day

■ Morning ■ Afternoon

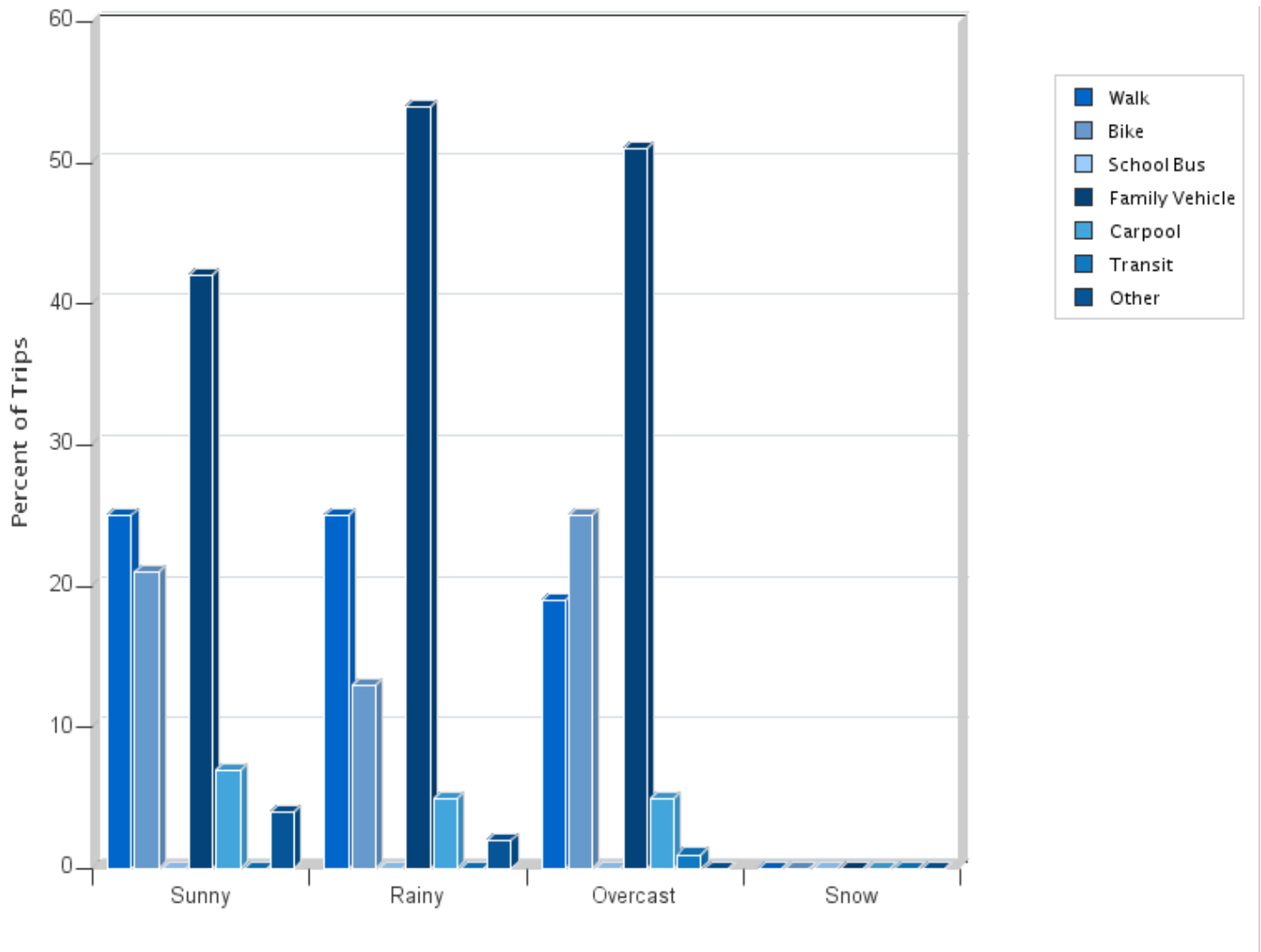


Morning and Afternoon Travel Mode Comparison by Day

| | Number of Trips | Walk | Bike | School Bus | Family Vehicle | Carpool | Transit | Other |
|--------------|-----------------|------|------|------------|----------------|---------|---------|-------|
| Tuesday AM | 348 | 23% | 23% | 0% | 44% | 6% | 0% | 3% |
| Tuesday PM | 324 | 25% | 21% | 0% | 43% | 8% | 0% | 2% |
| Wednesday AM | 320 | 26% | 17% | 0% | 50% | 4% | 0% | 3% |
| Wednesday PM | 295 | 24% | 17% | 0% | 50% | 5% | 0.7% | 3% |
| Thursday AM | 306 | 24% | 24% | 0% | 41% | 8% | 0% | 4% |
| Thursday PM | 283 | 27% | 20% | 0% | 41% | 8% | 0% | 4% |

Percentages may not total 100% due to rounding.

Travel Mode by Weather Conditions



Travel Mode by Weather Condition

| Weather Condition | Number of Trips | Walk | Bike | School Bus | Family Vehicle | Carpool | Transit | Other |
|-------------------|-----------------|------|------|------------|----------------|---------|---------|-------|
| Sunny | 1404 | 25% | 21% | 0% | 42% | 7% | 0% | 4% |
| Rainy | 272 | 25% | 13% | 0% | 54% | 5% | 0% | 2% |
| Overcast | 200 | 19% | 25% | 0% | 51% | 5% | 1% | 0% |
| Snow | 0 | 0% | 0% | 0% | 0% | 0% | 0% | 0% |

Percentages may not total 100% due to rounding.