

Student Travel Tally Report: One School in One Data Collection Period

School Name: Neil Cummins

Set ID: 17953

School Group: Marin Safe Routes to Schools

Month and Year Collected: May 2015

School Enrollment: 505

Date Report Generated: 09/22/2015

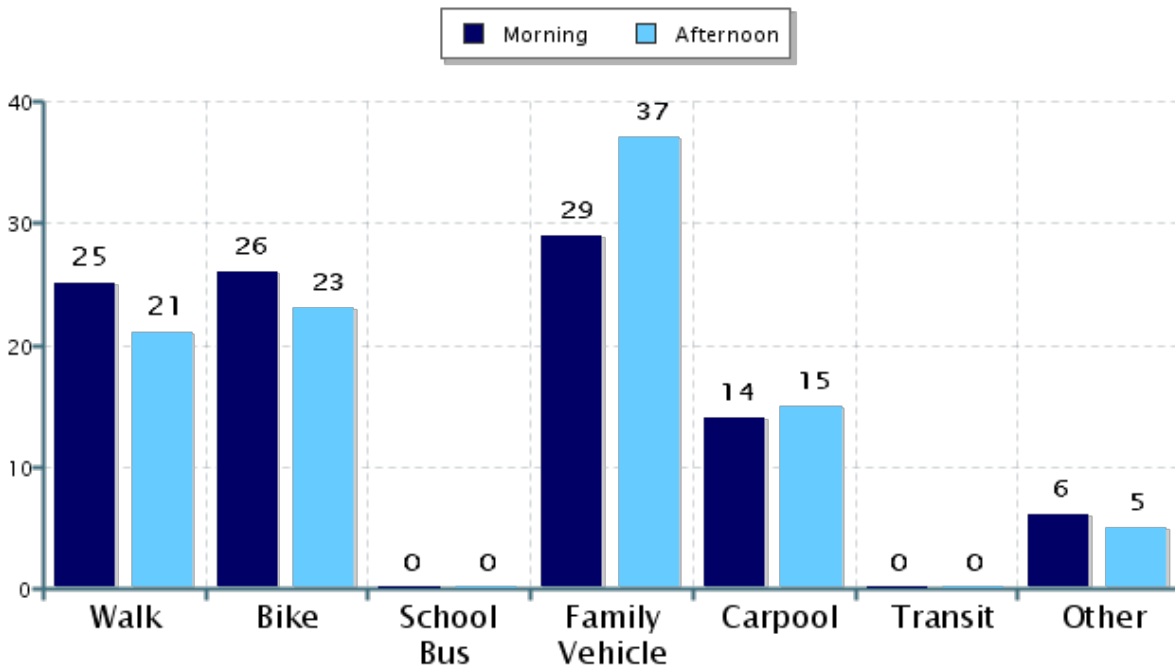
% of Students reached by SRTS activities: 76-100%

Tags:

**Number of Classrooms
Included in Report:** 18

This report contains information from your school's classrooms about students' trip to and from school. The data used in this report were collected using the in-class Student Travel Tally questionnaire from the National Center for Safe Routes to School.

Morning and Afternoon Travel Mode Comparison



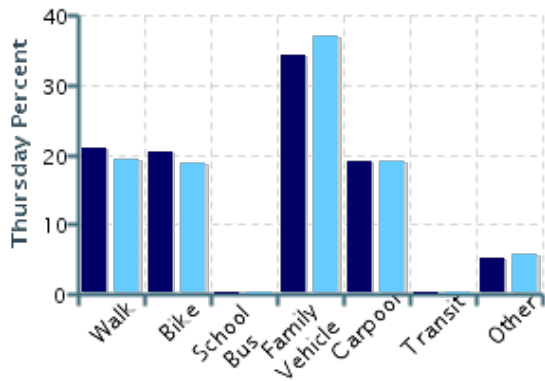
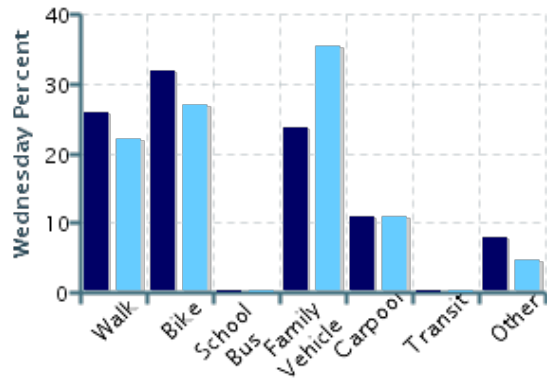
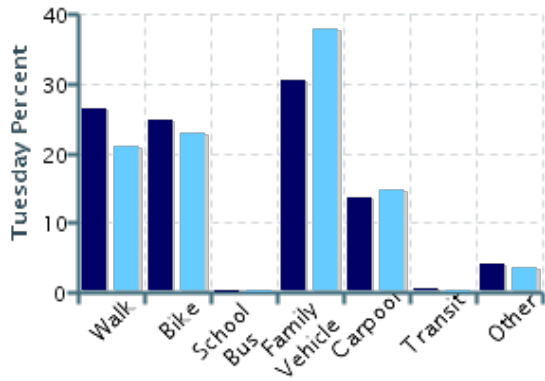
Morning and Afternoon Travel Mode Comparison

	Number of Trips	Walk	Bike	School Bus	Family Vehicle	Carpool	Transit	Other
Morning	1202	25%	26%	0%	29%	14%	0.2%	6%
Afternoon	1088	21%	23%	0%	37%	15%	0%	5%

Percentages may not total 100% due to rounding.

Morning and Afternoon Travel Mode Comparison by Day

■ Morning ■ Afternoon

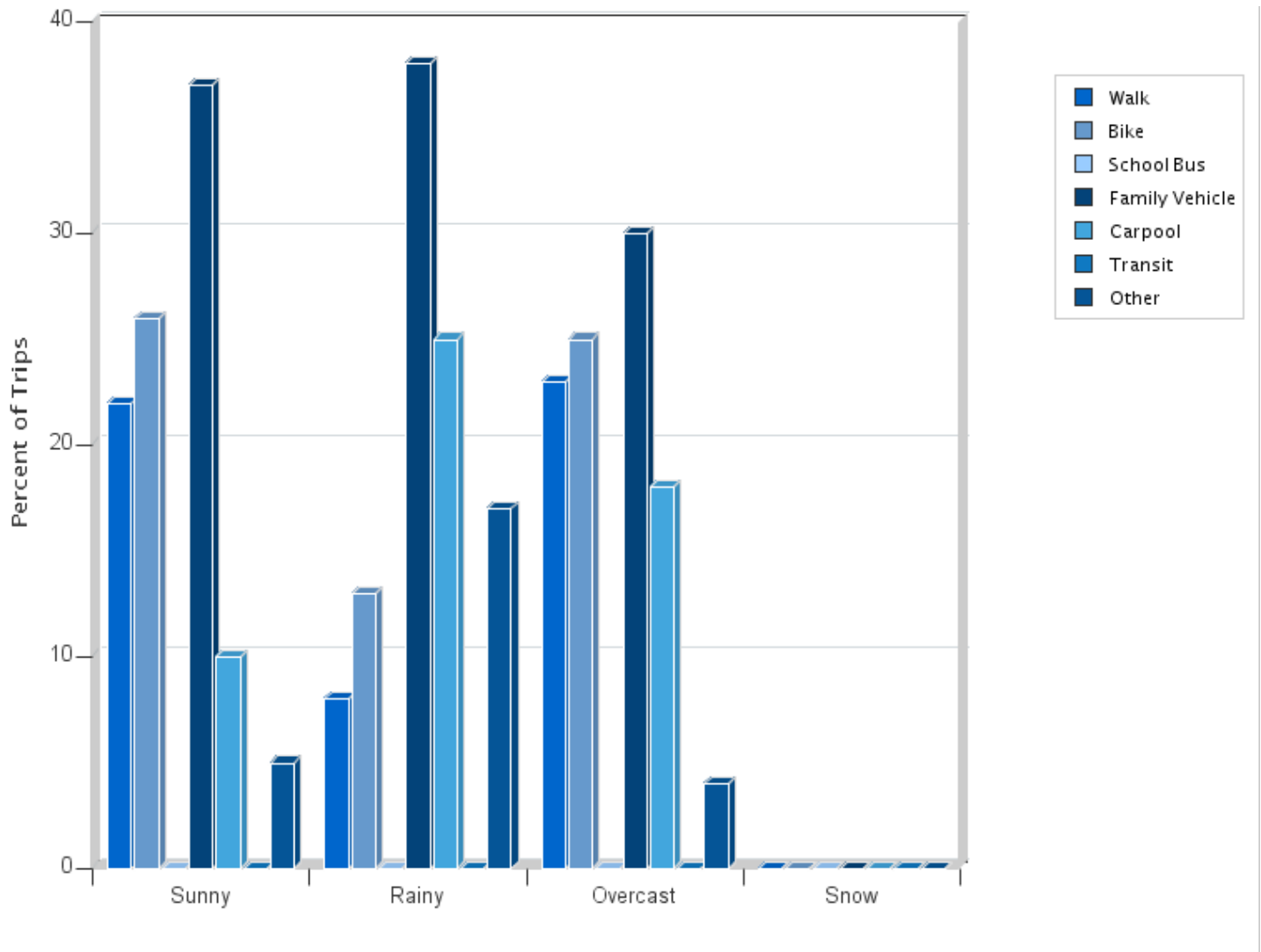


Morning and Afternoon Travel Mode Comparison by Day

	Number of Trips	Walk	Bike	School Bus	Family Vehicle	Carpool	Transit	Other
Tuesday AM	416	26%	25%	0%	31%	14%	0.5%	4%
Tuesday PM	367	21%	23%	0%	38%	15%	0%	4%
Wednesday AM	409	26%	32%	0%	24%	11%	0%	8%
Wednesday PM	366	22%	27%	0%	35%	11%	0%	5%
Thursday AM	377	21%	20%	0%	34%	19%	0%	5%
Thursday PM	355	19%	19%	0%	37%	19%	0%	6%

Percentages may not total 100% due to rounding.

Travel Mode by Weather Conditions



Travel Mode by Weather Condition

Weather Condition	Number of Trips	Walk	Bike	School Bus	Family Vehicle	Carpool	Transit	Other
Sunny	1151	22%	26%	0%	37%	10%	0.2%	5%
Rainy	48	8%	13%	0%	38%	25%	0%	17%
Overcast	874	23%	25%	0%	30%	18%	0%	4%
Snow	0	0%	0%	0%	0%	0%	0%	0%

Percentages may not total 100% due to rounding.