

Student Travel Tally Report: One School in One Data Collection Period

School Name: Neil Cummins

Set ID: 28247

School Group: Marin Safe Routes to Schools

Month and Year Collected: May 2019

School Enrollment: 599

Date Report Generated: 06/05/2019

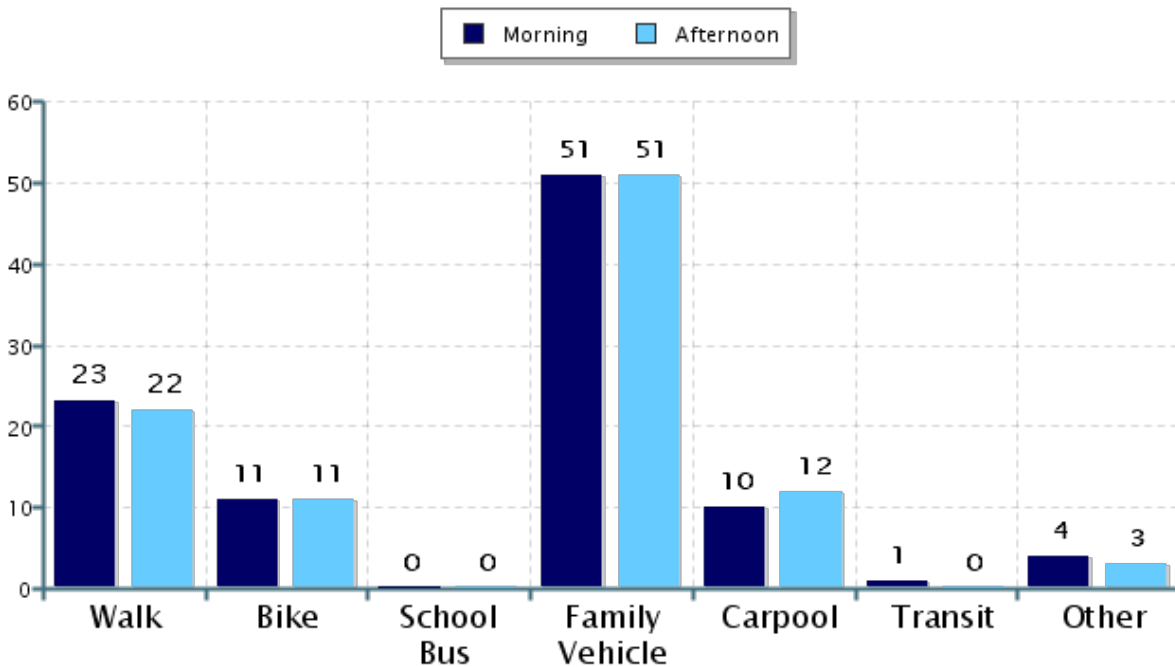
% of Students reached by SRTS activities: Don't Know

Tags:

**Number of Classrooms
Included in Report:** 24

This report contains information from your school's classrooms about students' trip to and from school. The data used in this report were collected using the in-class Student Travel Tally questionnaire from the National Center for Safe Routes to School.

Morning and Afternoon Travel Mode Comparison



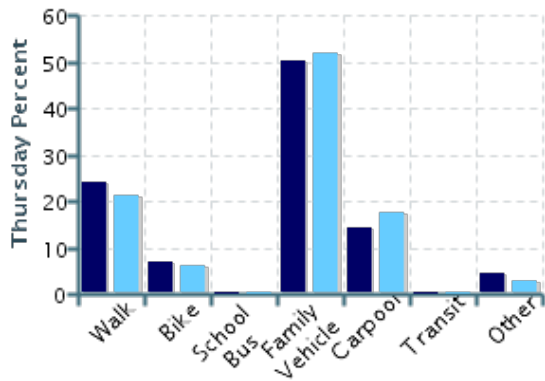
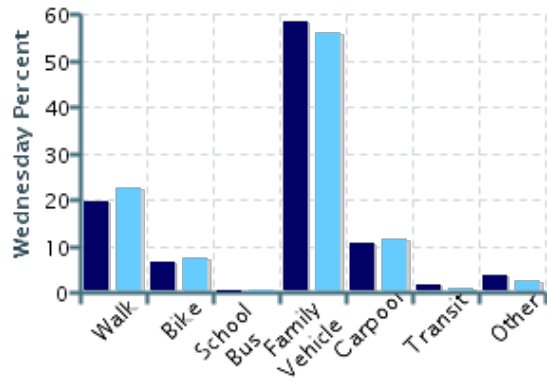
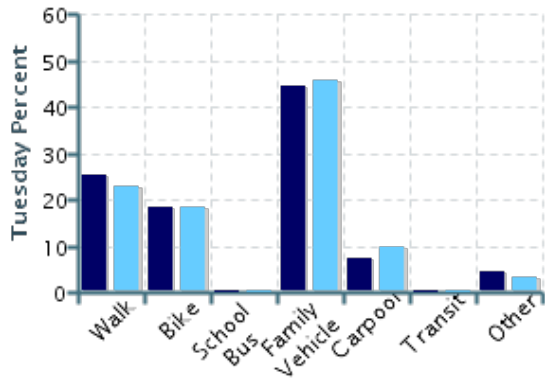
Morning and Afternoon Travel Mode Comparison

	Number of Trips	Walk	Bike	School Bus	Family Vehicle	Carpool	Transit	Other
Morning	931	23%	11%	0%	51%	10%	0.5%	4%
Afternoon	886	22%	11%	0%	51%	12%	0.1%	3%

Percentages may not total 100% due to rounding.

Morning and Afternoon Travel Mode Comparison by Day

■ Morning ■ Afternoon

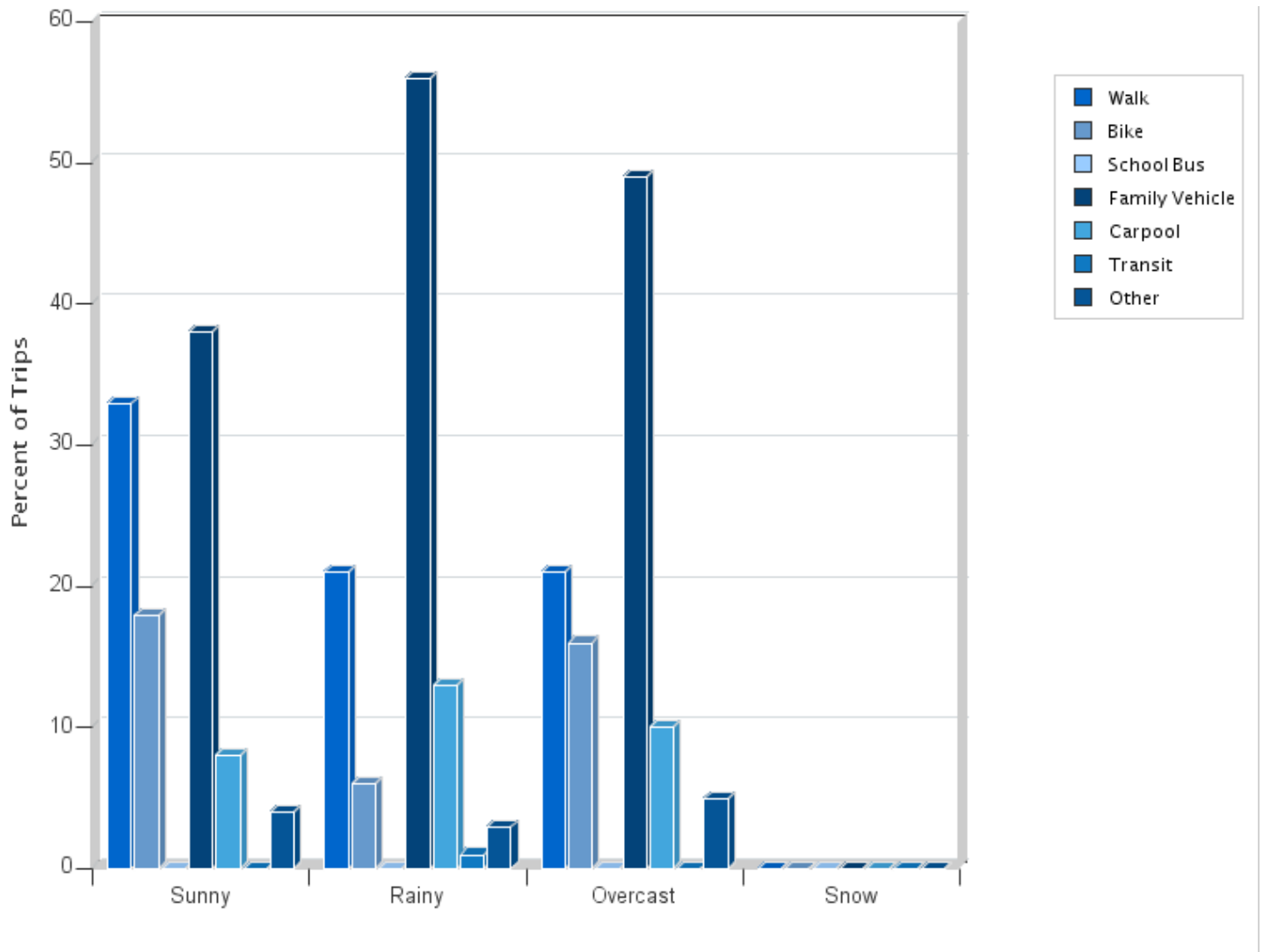


Morning and Afternoon Travel Mode Comparison by Day

	Number of Trips	Walk	Bike	School Bus	Family Vehicle	Carpool	Transit	Other
Tuesday AM	366	25%	18%	0%	45%	7%	0%	5%
Tuesday PM	349	23%	18%	0%	46%	10%	0%	3%
Wednesday AM	311	20%	6%	0%	58%	11%	2%	4%
Wednesday PM	306	23%	7%	0%	56%	11%	0.3%	3%
Thursday AM	254	24%	7%	0%	50%	14%	0%	4%
Thursday PM	231	21%	6%	0%	52%	18%	0%	3%

Percentages may not total 100% due to rounding.

Travel Mode by Weather Conditions



Travel Mode by Weather Condition

Weather Condition	Number of Trips	Walk	Bike	School Bus	Family Vehicle	Carpool	Transit	Other
Sunny	278	33%	18%	0%	38%	8%	0%	4%
Rainy	940	21%	6%	0%	56%	13%	0.6%	3%
Overcast	599	21%	16%	0%	49%	10%	0%	5%
Snow	0	0%	0%	0%	0%	0%	0%	0%

Percentages may not total 100% due to rounding.