

Student Travel Tally Report: One School in One Data Collection Period

School Name: Old Mill School

Set ID: 17969

School Group: Marin Safe Routes to Schools

Month and Year Collected: May 2015

School Enrollment: 338

Date Report Generated: 09/22/2015

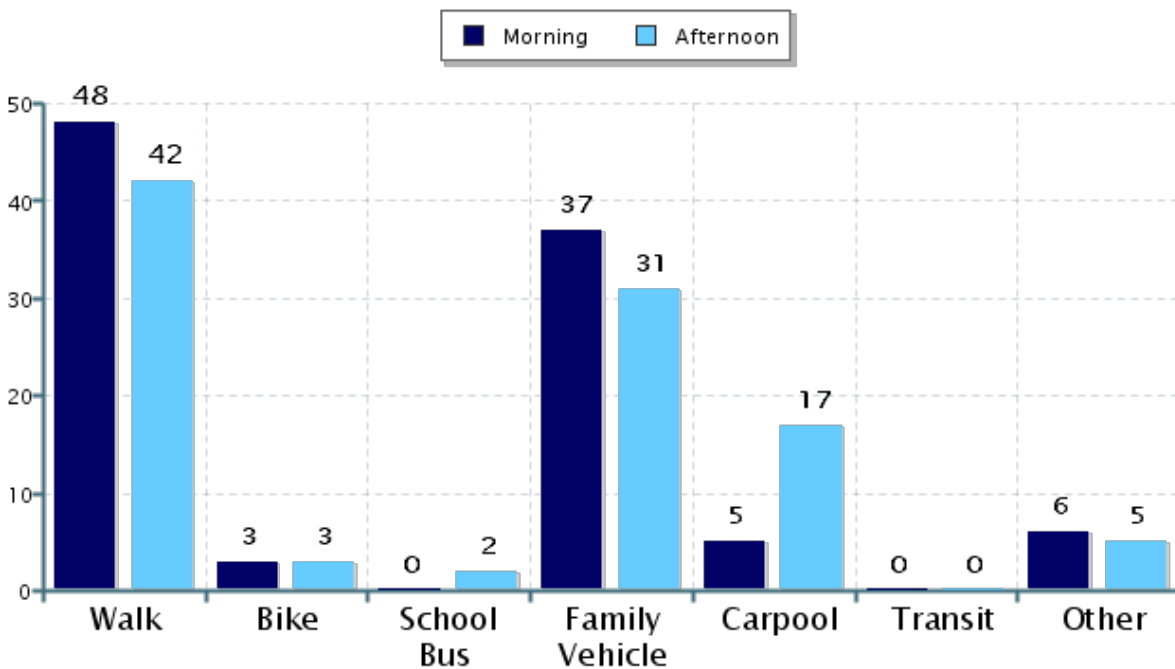
% of Students reached by SRTS activities: 76-100%

Tags:

**Number of Classrooms
Included in Report:** 8

This report contains information from your school's classrooms about students' trip to and from school. The data used in this report were collected using the in-class Student Travel Tally questionnaire from the National Center for Safe Routes to School.

Morning and Afternoon Travel Mode Comparison



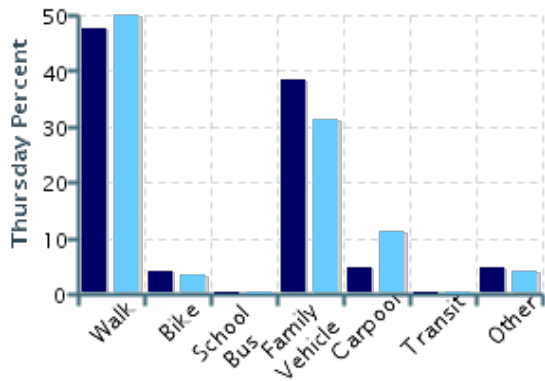
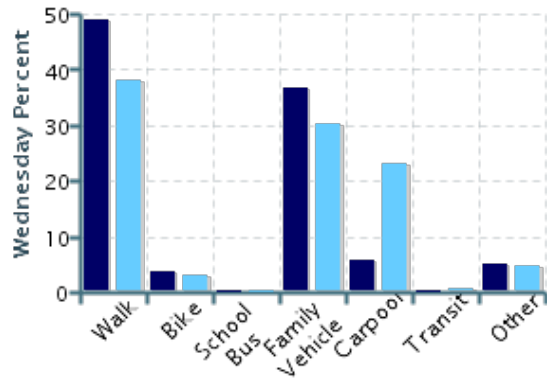
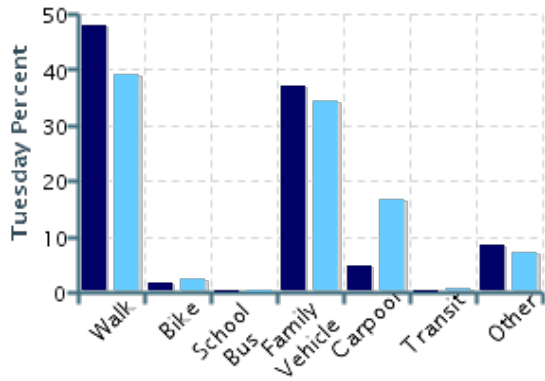
Morning and Afternoon Travel Mode Comparison

	Number of Trips	Walk	Bike	School Bus	Family Vehicle	Carpool	Transit	Other
Morning	549	48%	3%	0%	37%	5%	0%	6%
Afternoon	531	42%	3%	2%	31%	17%	0.4%	5%

Percentages may not total 100% due to rounding.

Morning and Afternoon Travel Mode Comparison by Day

■ Morning ■ Afternoon

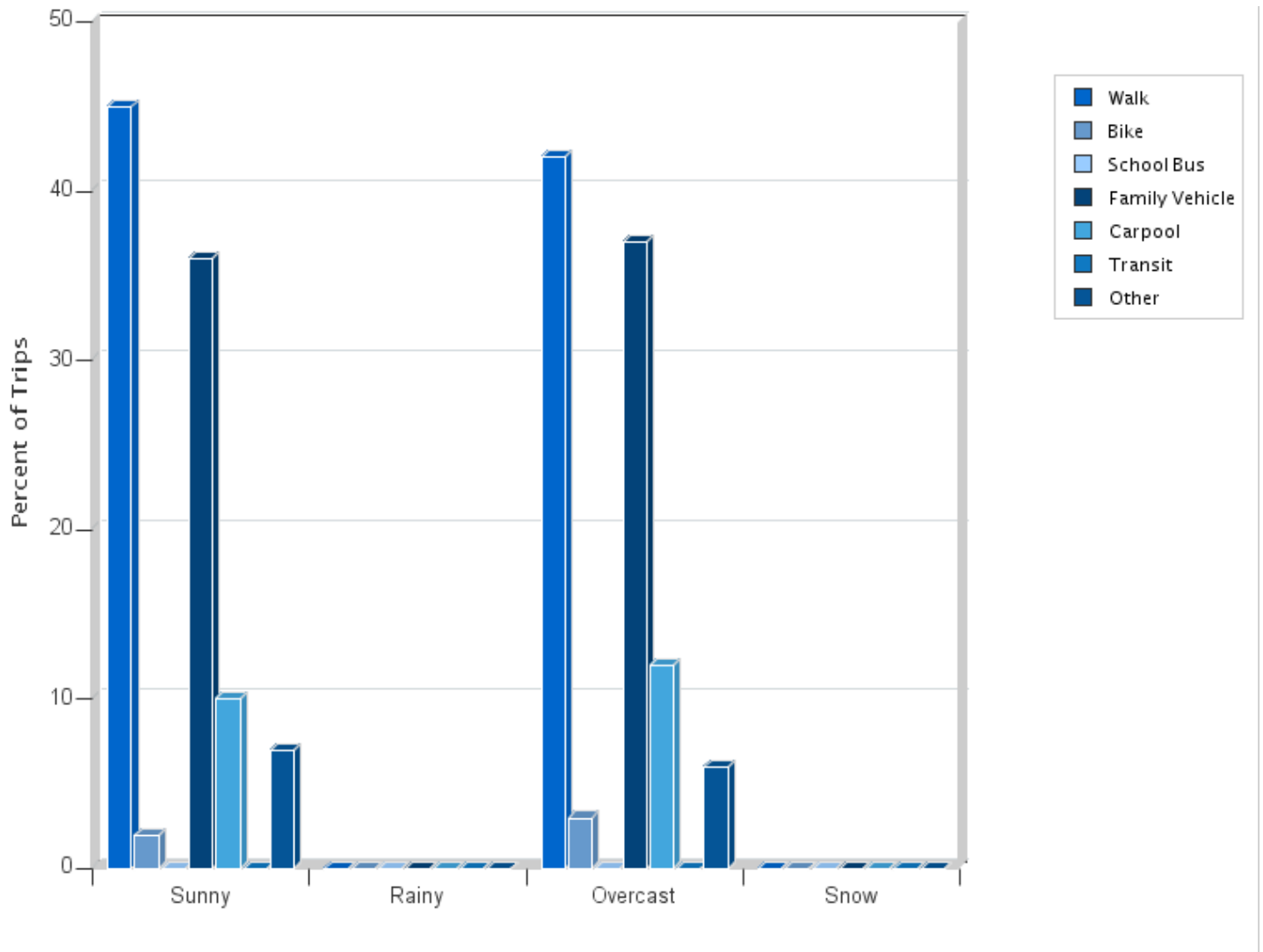


Morning and Afternoon Travel Mode Comparison by Day

	Number of Trips	Walk	Bike	School Bus	Family Vehicle	Carpool	Transit	Other
Tuesday AM	167	48%	2%	0%	37%	5%	0%	8%
Tuesday PM	169	39%	2%	0%	34%	17%	0.6%	7%
Wednesday AM	194	49%	4%	0%	37%	6%	0%	5%
Wednesday PM	191	38%	3%	0%	30%	23%	0.5%	5%
Thursday AM	166	48%	4%	0%	39%	5%	0%	5%
Thursday PM	150	50%	3%	0%	31%	11%	0%	4%

Percentages may not total 100% due to rounding.

Travel Mode by Weather Conditions



Travel Mode by Weather Condition

Weather Condition	Number of Trips	Walk	Bike	School Bus	Family Vehicle	Carpool	Transit	Other
Sunny	661	45%	2%	0%	36%	10%	0%	7%
Rainy	0	0%	0%	0%	0%	0%	0%	0%
Overcast	195	42%	3%	0%	37%	12%	0%	6%
Snow	0	0%	0%	0%	0%	0%	0%	0%

Percentages may not total 100% due to rounding.