

# Student Travel Tally Report: One School in One Data Collection Period

**School Name:** Old Mill School

**Set ID:** 29517

**School Group:** Marin Safe Routes to Schools

**Month and Year Collected:** September 2019

**School Enrollment:** 320

**Date Report Generated:** 11/05/2019

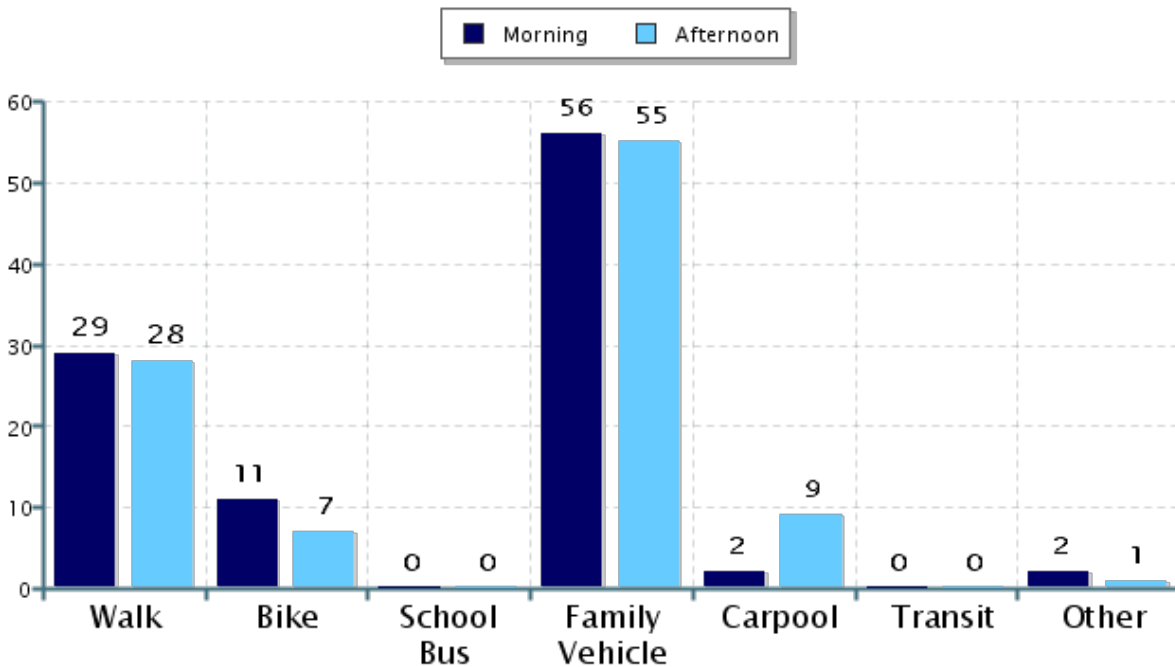
**% of Students reached by SRTS activities:** Don't Know

**Tags:**

**Number of Classrooms  
Included in Report:** 21

This report contains information from your school's classrooms about students' trip to and from school. The data used in this report were collected using the in-class Student Travel Tally questionnaire from the National Center for Safe Routes to School.

## Morning and Afternoon Travel Mode Comparison



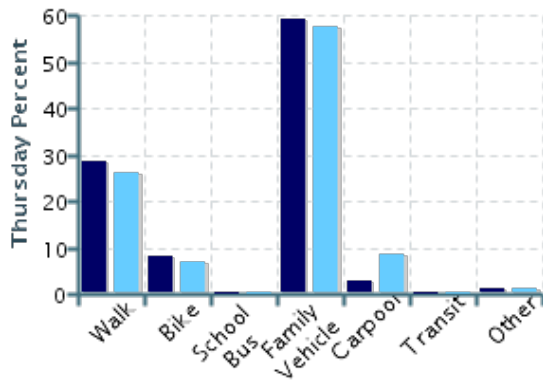
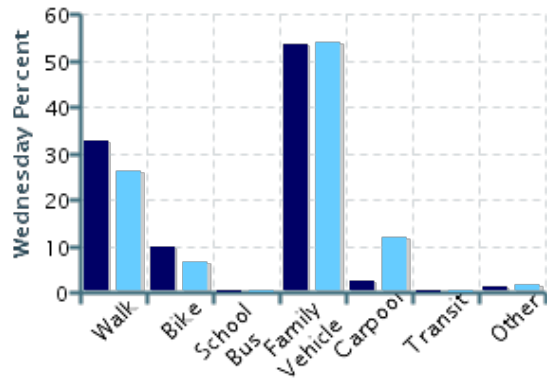
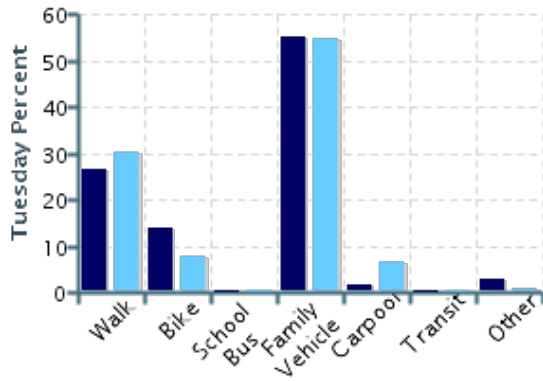
## Morning and Afternoon Travel Mode Comparison

	Number of Trips	Walk	Bike	School Bus	Family Vehicle	Carpool	Transit	Other
Morning	619	29%	11%	0%	56%	2%	0%	2%
Afternoon	577	28%	7%	0%	55%	9%	0%	1%

Percentages may not total 100% due to rounding.

## Morning and Afternoon Travel Mode Comparison by Day

■ Morning      ■ Afternoon

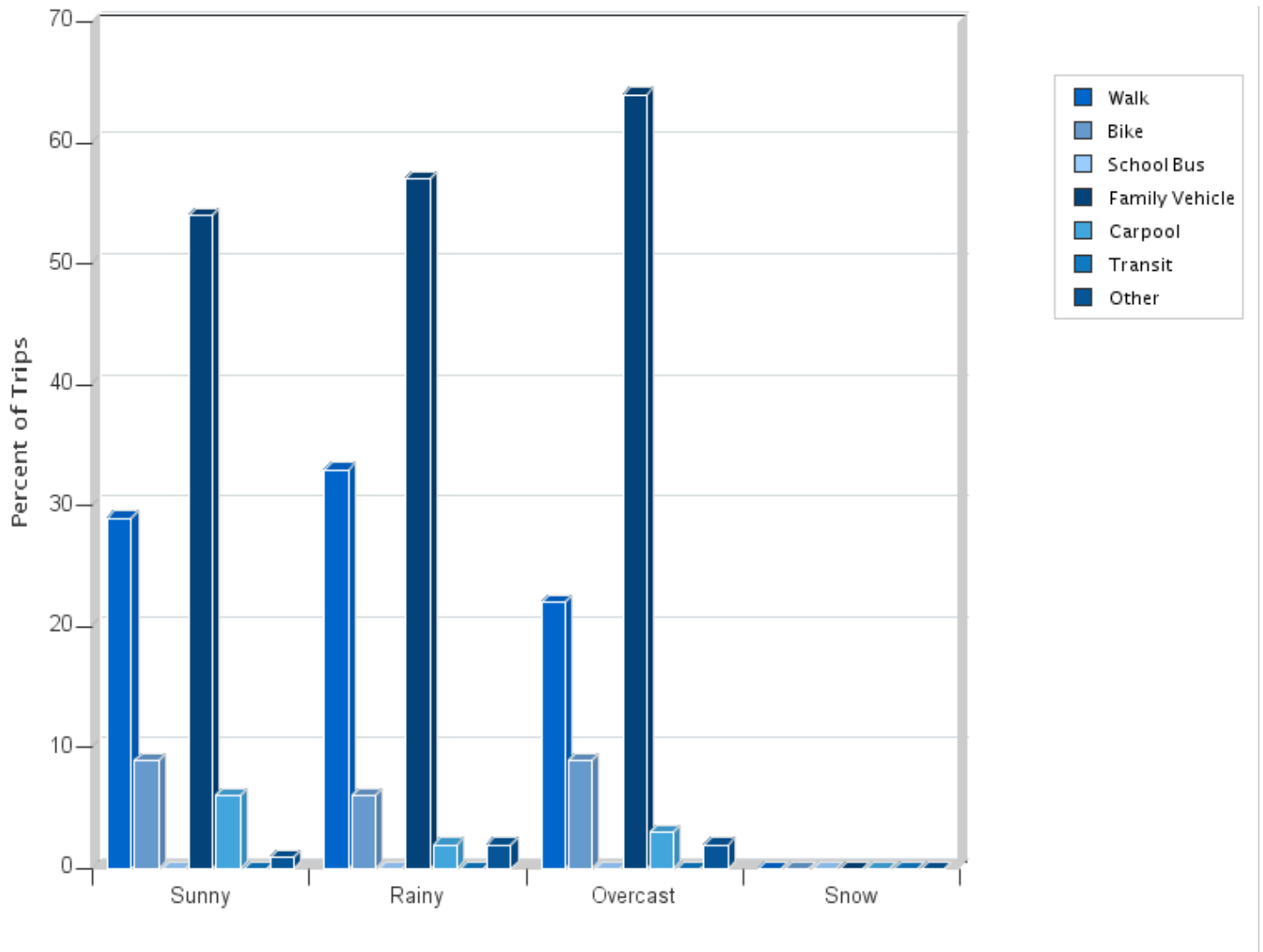


## Morning and Afternoon Travel Mode Comparison by Day

	Number of Trips	Walk	Bike	School Bus	Family Vehicle	Carpool	Transit	Other
Tuesday AM	218	27%	14%	0%	55%	2%	0%	3%
Tuesday PM	221	30%	8%	0%	55%	6%	0%	0.9%
Wednesday AM	220	33%	10%	0%	54%	2%	0%	1%
Wednesday PM	180	26%	7%	0%	54%	12%	0%	2%
Thursday AM	181	29%	8%	0%	59%	3%	0%	1%
Thursday PM	176	26%	7%	0%	57%	9%	0%	1%

Percentages may not total 100% due to rounding.

### Travel Mode by Weather Conditions



### Travel Mode by Weather Condition

Weather Condition	Number of Trips	Walk	Bike	School Bus	Family Vehicle	Carpool	Transit	Other
Sunny	869	29%	9%	0%	54%	6%	0%	1%
Rainy	105	33%	6%	0%	57%	2%	0%	2%
Overcast	196	22%	9%	0%	64%	3%	0%	2%
Snow	0	0%	0%	0%	0%	0%	0%	0%

Percentages may not total 100% due to rounding.