

Student Travel Tally Report: One School in One Data Collection Period

School Name: Old Mill School

Set ID: 28324

School Group: Marin Safe Routes to Schools

Month and Year Collected: May 2019

School Enrollment: 320

Date Report Generated: 06/05/2019

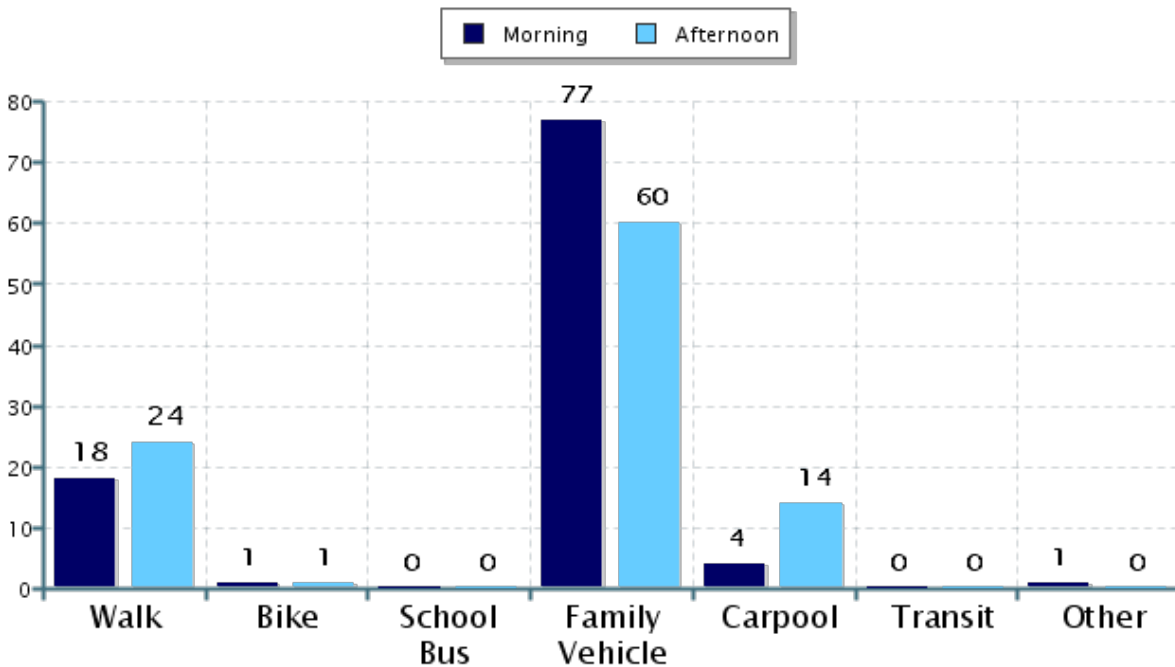
% of Students reached by SRTS activities: Don't Know

Tags:

**Number of Classrooms
Included in Report:** 31

This report contains information from your school's classrooms about students' trip to and from school. The data used in this report were collected using the in-class Student Travel Tally questionnaire from the National Center for Safe Routes to School.

Morning and Afternoon Travel Mode Comparison



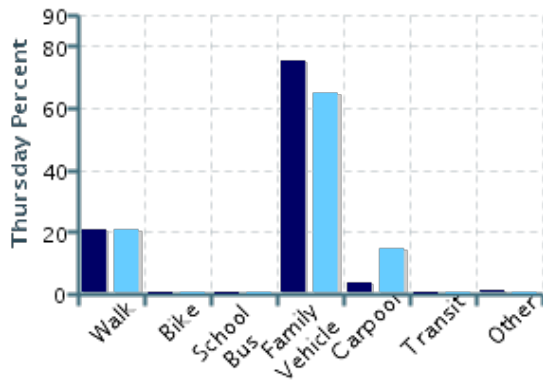
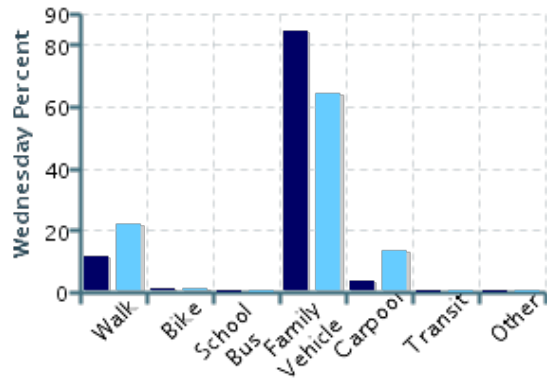
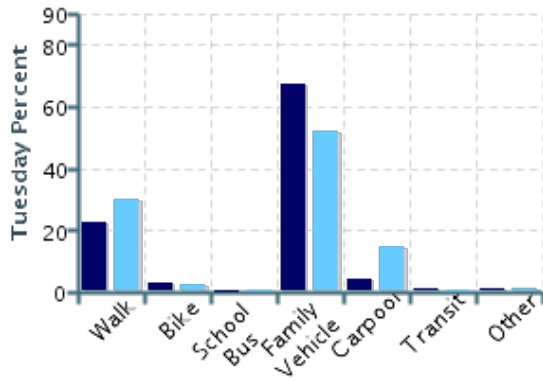
Morning and Afternoon Travel Mode Comparison

	Number of Trips	Walk	Bike	School Bus	Family Vehicle	Carpool	Transit	Other
Morning	850	18%	1%	0%	77%	4%	0.1%	0.6%
Afternoon	738	24%	1%	0%	60%	14%	0%	0.3%

Percentages may not total 100% due to rounding.

Morning and Afternoon Travel Mode Comparison by Day

■ Morning ■ Afternoon

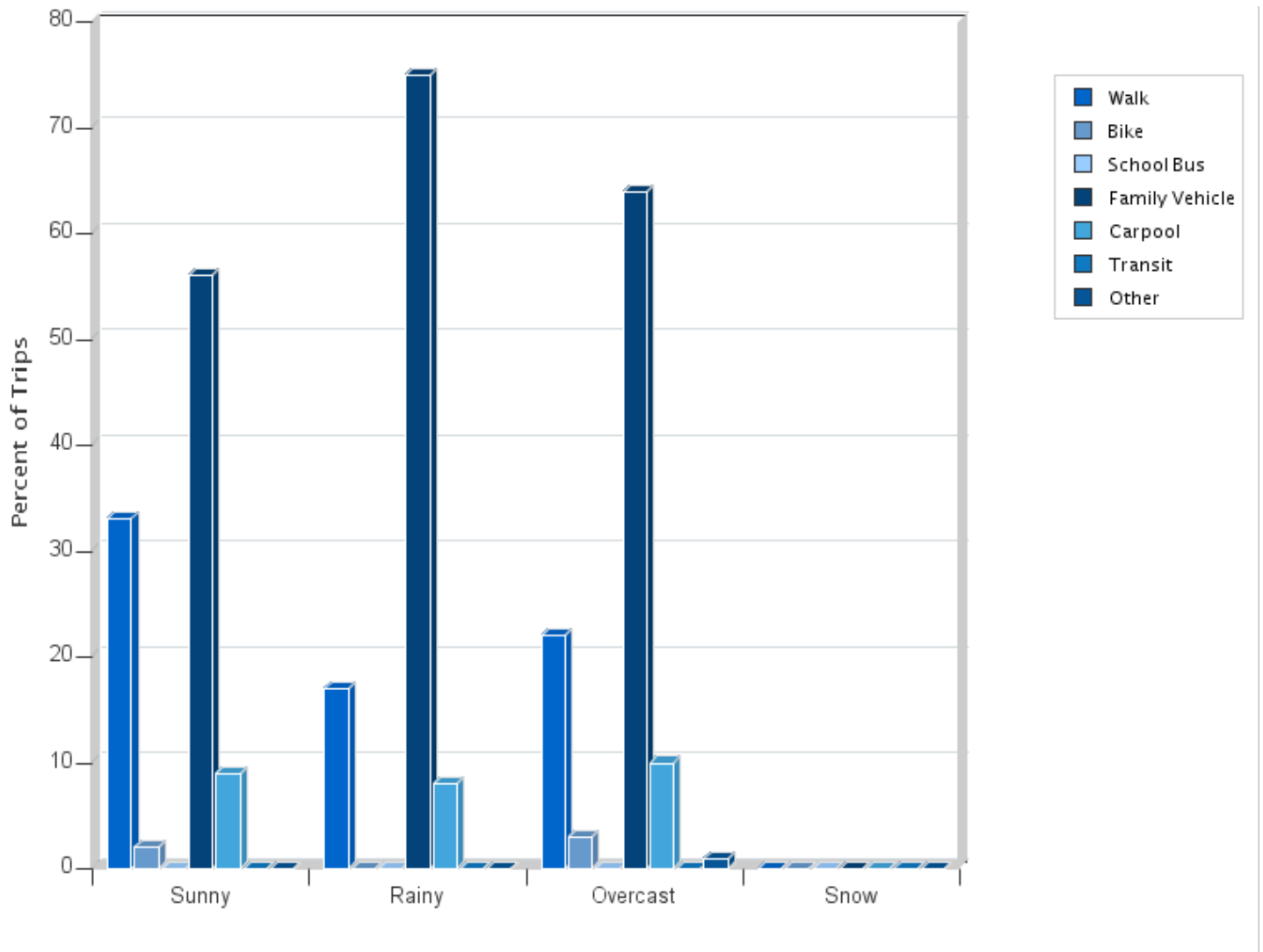


Morning and Afternoon Travel Mode Comparison by Day

	Number of Trips	Walk	Bike	School Bus	Family Vehicle	Carpool	Transit	Other
Tuesday AM	272	23%	3%	0%	68%	4%	0.4%	1%
Tuesday PM	258	30%	3%	0%	52%	15%	0%	0.8%
Wednesday AM	344	11%	0.3%	0%	85%	4%	0%	0%
Wednesday PM	242	22%	0.4%	0%	64%	13%	0%	0%
Thursday AM	234	21%	0%	0%	75%	4%	0%	0.4%
Thursday PM	238	21%	0%	0%	65%	15%	0%	0%

Percentages may not total 100% due to rounding.

Travel Mode by Weather Conditions



Travel Mode by Weather Condition

Weather Condition	Number of Trips	Walk	Bike	School Bus	Family Vehicle	Carpool	Transit	Other
Sunny	213	33%	2%	0%	56%	9%	0%	0%
Rainy	858	17%	0.1%	0%	75%	8%	0%	0.1%
Overcast	517	22%	3%	0%	64%	10%	0.2%	1%
Snow	0	0%	0%	0%	0%	0%	0%	0%

Percentages may not total 100% due to rounding.