

Student Travel Tally Report: One School in One Data Collection Period

School Name: Olive Elementary School

Set ID: 29518

School Group: Marin Safe Routes to Schools

Month and Year Collected: September 2019

School Enrollment: 356

Date Report Generated: 11/05/2019

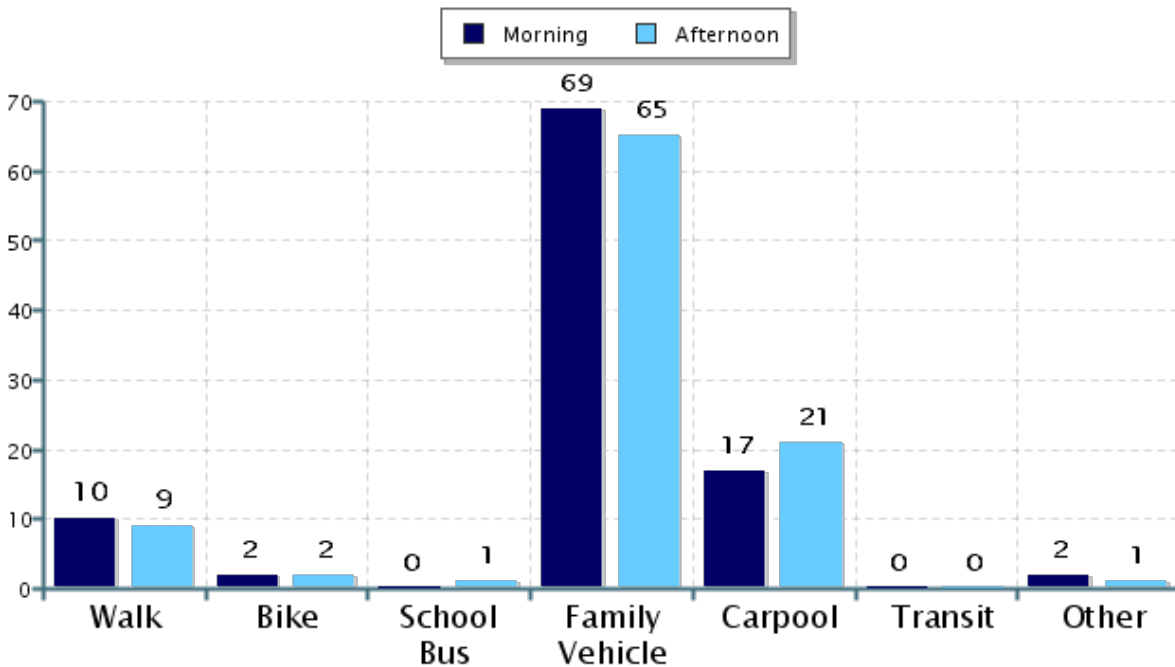
% of Students reached by SRTS activities: Don't Know

Tags:

**Number of Classrooms
Included in Report:** 10

This report contains information from your school's classrooms about students' trip to and from school. The data used in this report were collected using the in-class Student Travel Tally questionnaire from the National Center for Safe Routes to School.

Morning and Afternoon Travel Mode Comparison



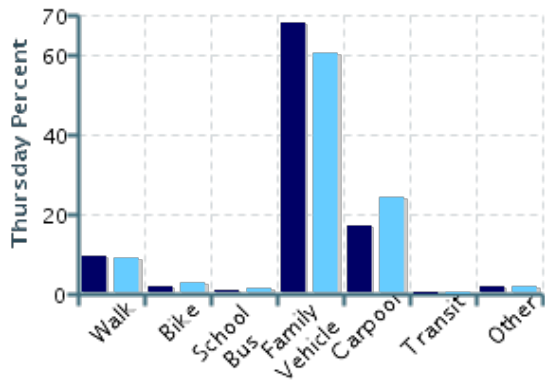
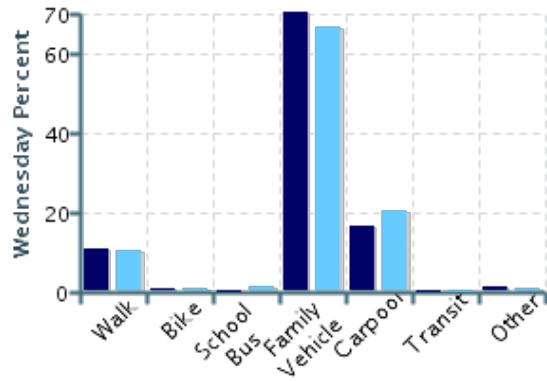
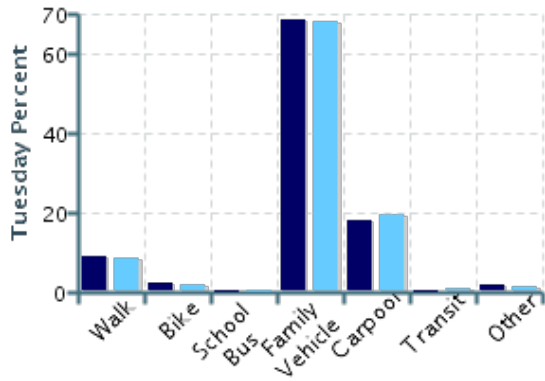
Morning and Afternoon Travel Mode Comparison

	Number of Trips	Walk	Bike	School Bus	Family Vehicle	Carpool	Transit	Other
Morning	469	10%	2%	0.2%	69%	17%	0%	2%
Afternoon	471	9%	2%	0.8%	65%	21%	0.2%	1%

Percentages may not total 100% due to rounding.

Morning and Afternoon Travel Mode Comparison by Day

■ Morning ■ Afternoon

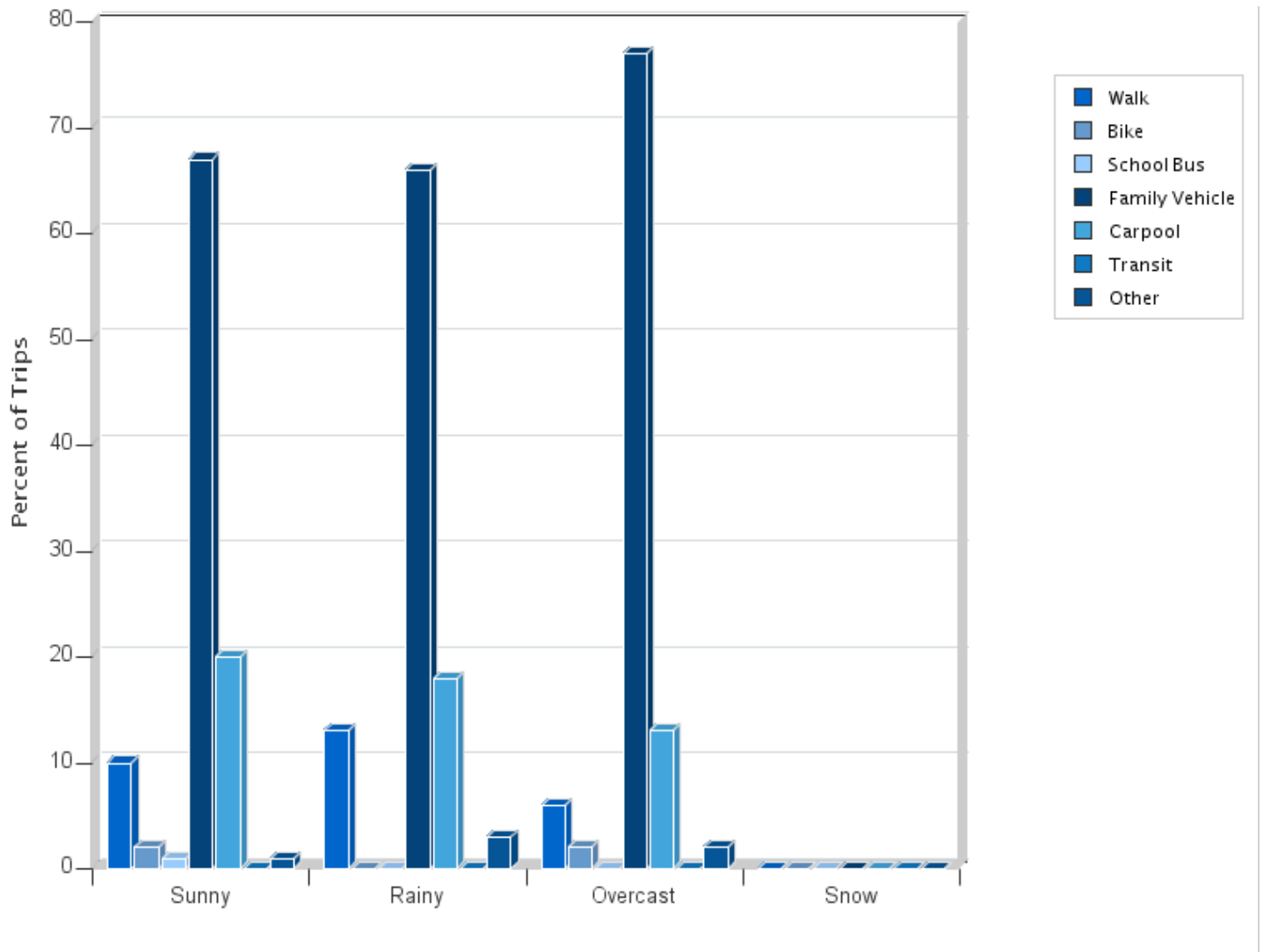


Morning and Afternoon Travel Mode Comparison by Day

	Number of Trips	Walk	Bike	School Bus	Family Vehicle	Carpool	Transit	Other
Tuesday AM	162	9%	2%	0%	69%	18%	0%	2%
Tuesday PM	164	9%	2%	0%	68%	20%	0.6%	1%
Wednesday AM	163	11%	0.6%	0%	71%	17%	0%	1%
Wednesday PM	163	10%	0.6%	1%	67%	20%	0%	0.6%
Thursday AM	144	10%	2%	0.7%	68%	17%	0%	2%
Thursday PM	144	9%	3%	1%	60%	24%	0%	2%

Percentages may not total 100% due to rounding.

Travel Mode by Weather Conditions



Travel Mode by Weather Condition

Weather Condition	Number of Trips	Walk	Bike	School Bus	Family Vehicle	Carpool	Transit	Other
Sunny	854	10%	2%	0.6%	67%	20%	0.1%	1%
Rainy	38	13%	0%	0%	66%	18%	0%	3%
Overcast	48	6%	2%	0%	77%	13%	0%	2%
Snow	0	0%	0%	0%	0%	0%	0%	0%

Percentages may not total 100% due to rounding.