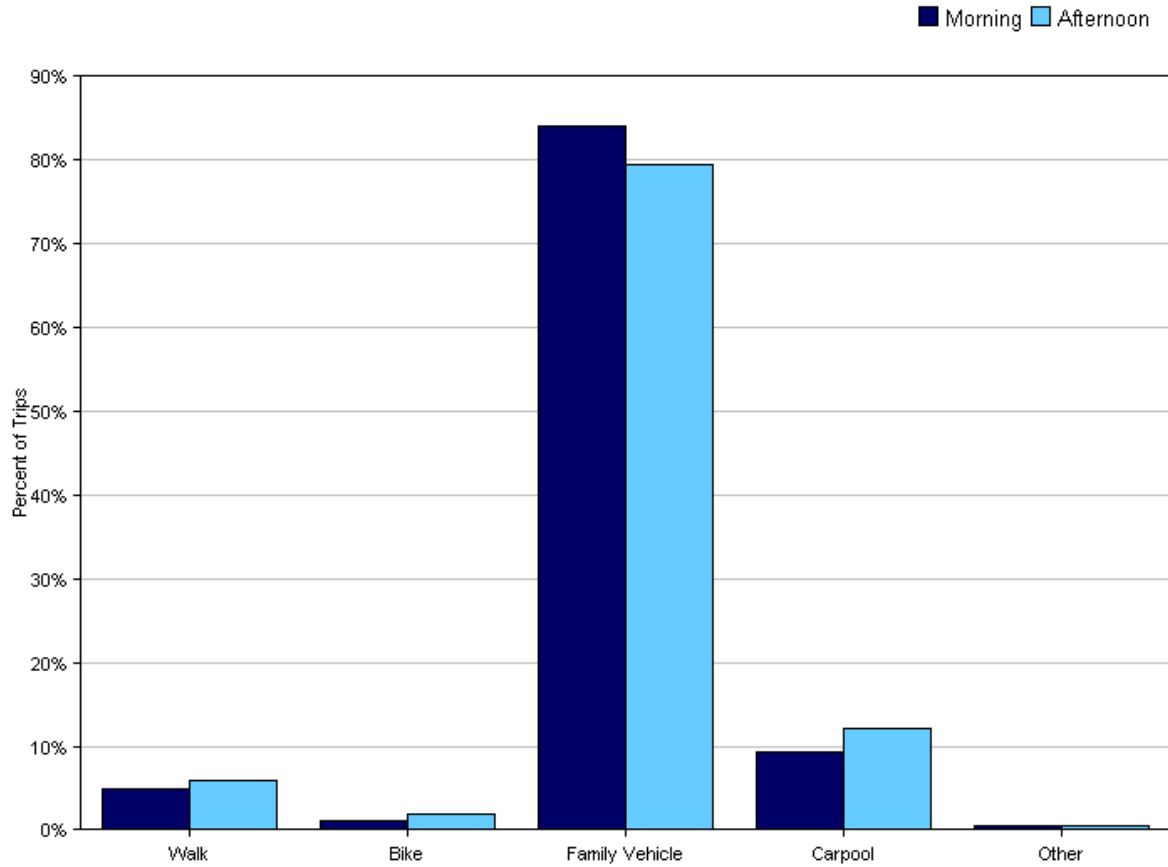


Tally Report Summary

Program Name:	Safe Routes to School	Month and Year Collected:	September 2012
School Name:	Our Lady of Loretto School	Set ID:	10523
School Enrollment:	242	Date Report Generated:	12/11/2012
Enrollment within Grades Targeted by SRTS Program:	242	Number of Classrooms Included in Report:	8
Number of Classrooms in School:	9		

This report contains information from parents about their children's trip to and from school. The data used in this report were collected using the in-class Student Travel Tally questionnaire from the National Center for Safe Routes to School.

Morning and Afternoon Travel Mode Comparison

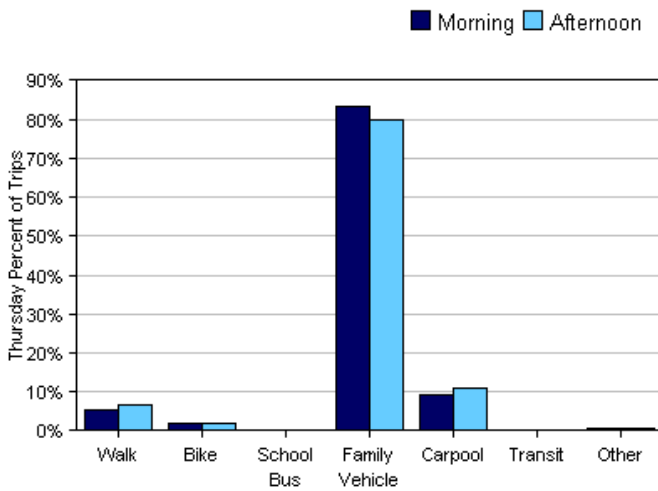
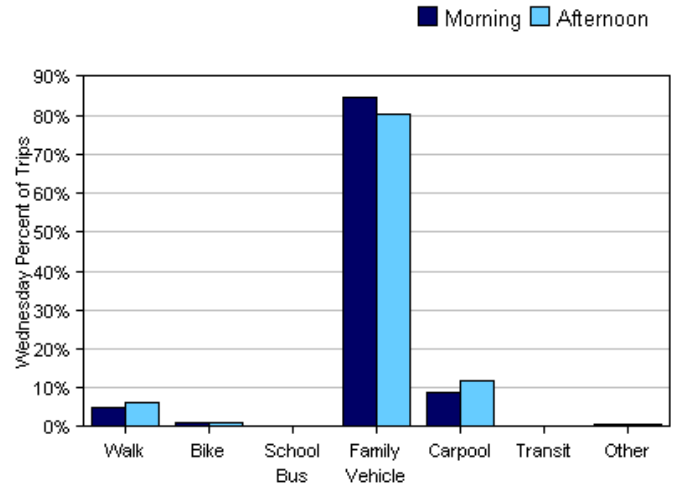
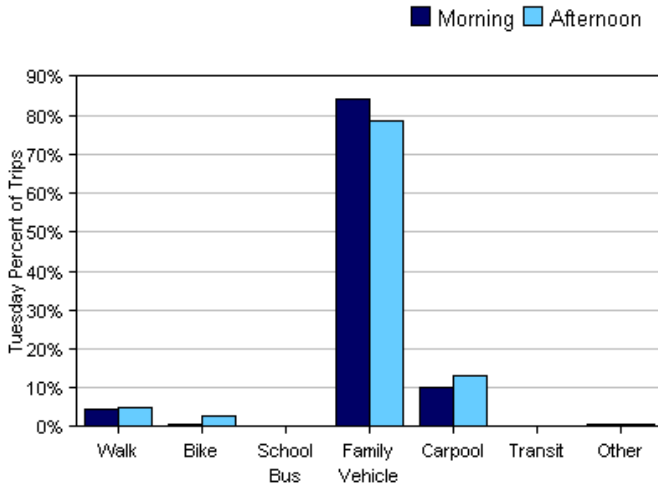


Morning and Afternoon Travel Mode Comparison

	Number of Trips	Walk	Bike	School Bus	Family Vehicle	Carpool	Transit	Other
Morning	569	5%	1%	0%	84%	9%	0%	0.5%
Afternoon	513	6%	2%	0%	80%	12%	0%	0.6%

Percentages may not total 100% due to rounding.

Morning and Afternoon Travel Mode Comparison by Day

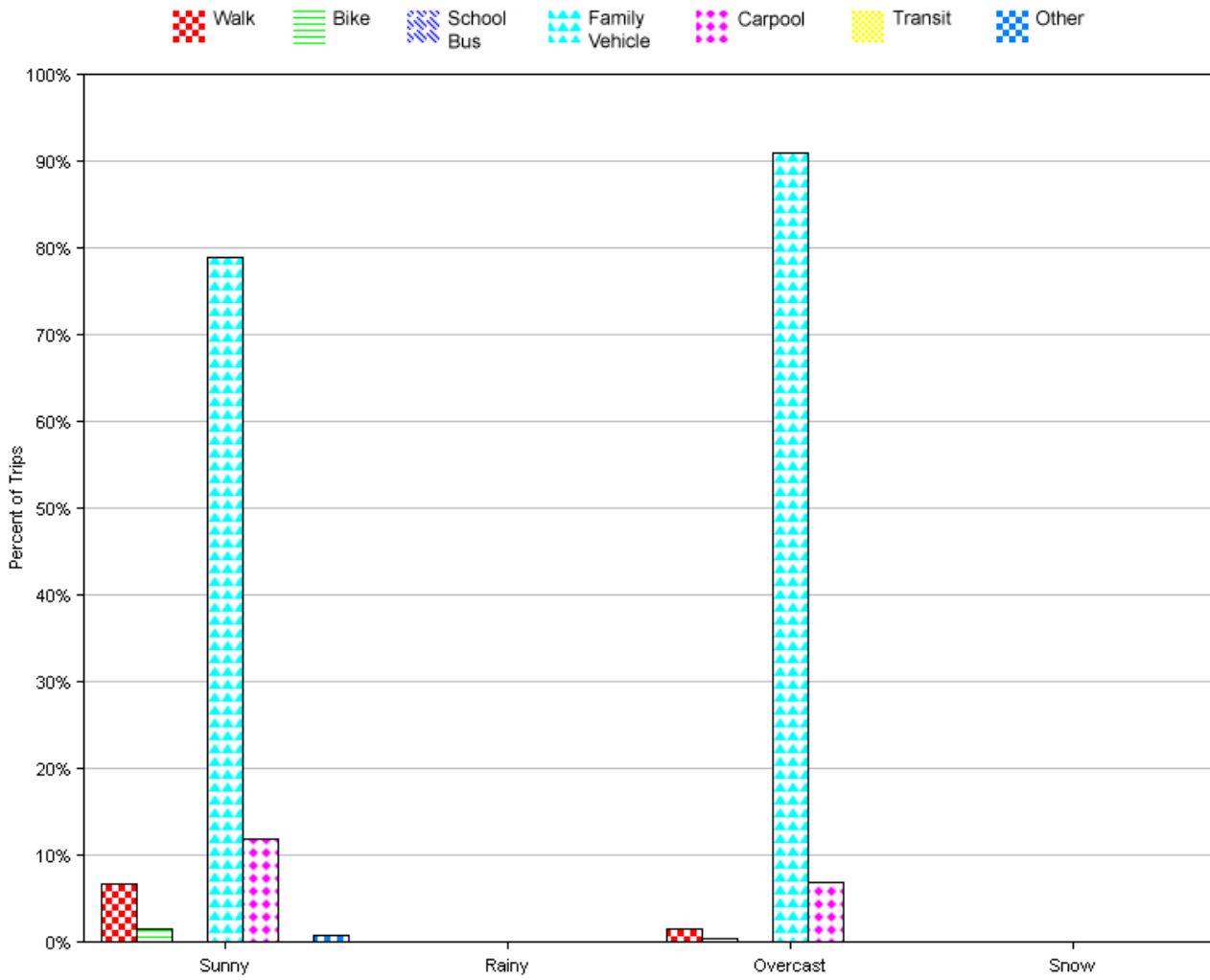


Morning and Afternoon Travel Mode Comparison by Day

	Number of Trips	Walk	Bike	School Bus	Family Vehicle	Carpool	Transit	Other
Tuesday AM	198	5%	0.5%	0%	84%	10%	0%	0.5%
Tuesday PM	181	5%	3%	0%	78%	13%	0%	0.6%
Wednesday AM	197	5%	1%	0%	85%	9%	0%	0.5%
Wednesday PM	178	6%	1%	0%	80%	12%	0%	0.6%
Thursday AM	174	5%	2%	0%	83%	9%	0%	0.6%
Thursday PM	154	6%	2%	0%	80%	11%	0%	0.6%

Percentages may not total 100% due to rounding.

Travel Mode by Weather Conditions



Travel Mode by Weather Condition

Weather Condition	Number of Trips	Walk	Bike	School Bus	Family Vehicle	Carpool	Transit	Other
Sunny	759	7%	2%	0%	79%	12%	0%	0.8%
Rainy	0	0%	0%	0%	0%	0%	0%	0%
Overcast	201	1%	0.5%	0%	91%	7%	0%	0%
Snow	0	0%	0%	0%	0%	0%	0%	0%

Percentages may not total 100% due to rounding.