

Student Travel Tally Report: One School in One Data Collection Period

School Name: Our Lady of Loretto School

Set ID: 15949

School Group: Safe Routes to School

Month and Year Collected: September 2014

School Enrollment: 235

Date Report Generated: 12/02/2014

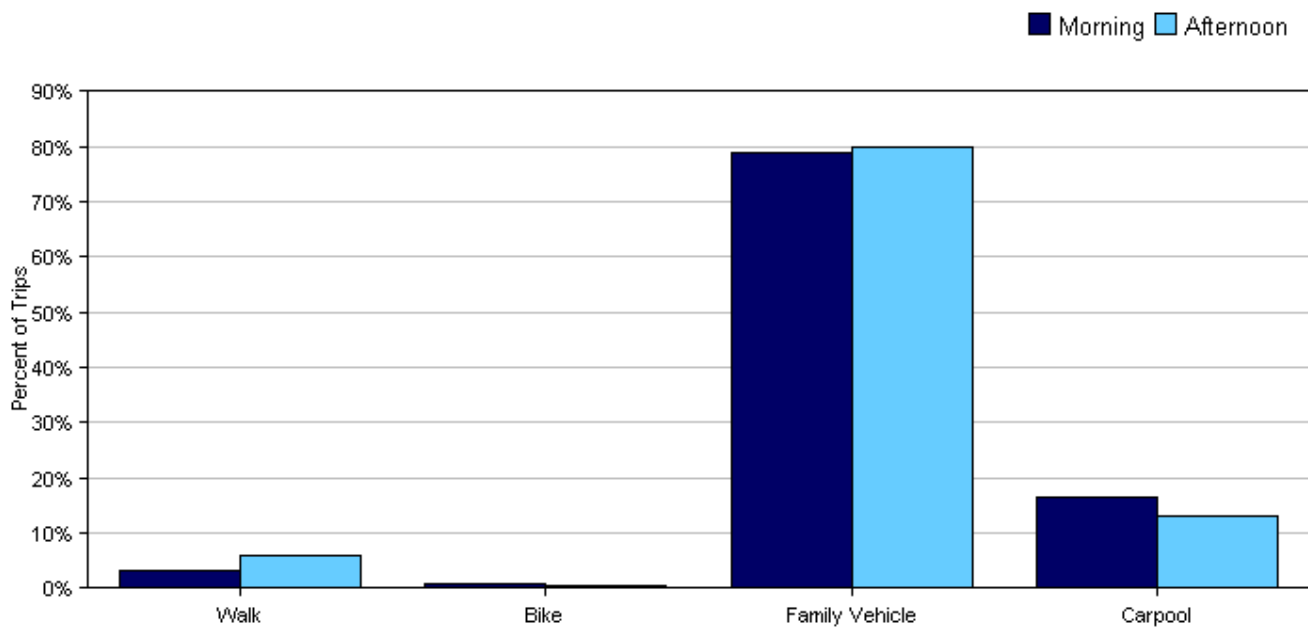
% of Students reached by SRTS activities: Don't Know

Tags:

**Number of Classrooms
Included in Report:** 10

This report contains information from your school's classrooms about students' trip to and from school. The data used in this report were collected using the in-class Student Travel Tally questionnaire from the National Center for Safe Routes to School.

Morning and Afternoon Travel Mode Comparison

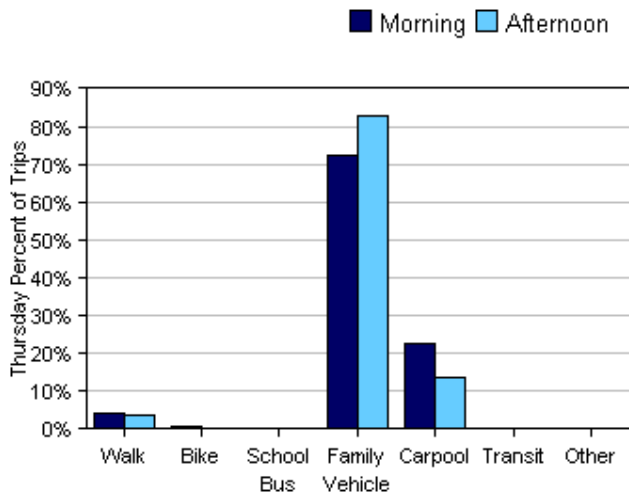
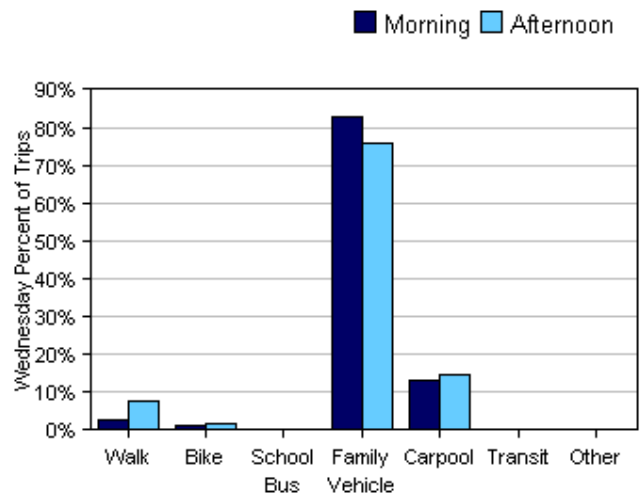
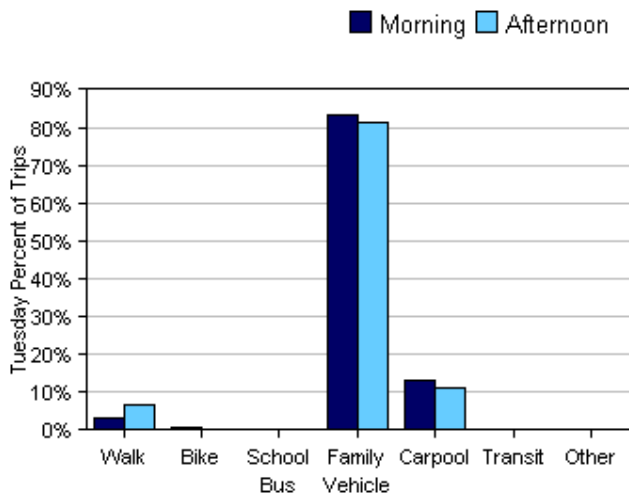


Morning and Afternoon Travel Mode Comparison

	Number of Trips	Walk	Bike	School Bus	Family Vehicle	Carpool	Transit	Other
Morning	649	3%	0.9%	0%	79%	17%	0%	0%
Afternoon	607	6%	0.7%	0%	80%	13%	0%	0%

Percentages may not total 100% due to rounding.

Morning and Afternoon Travel Mode Comparison by Day

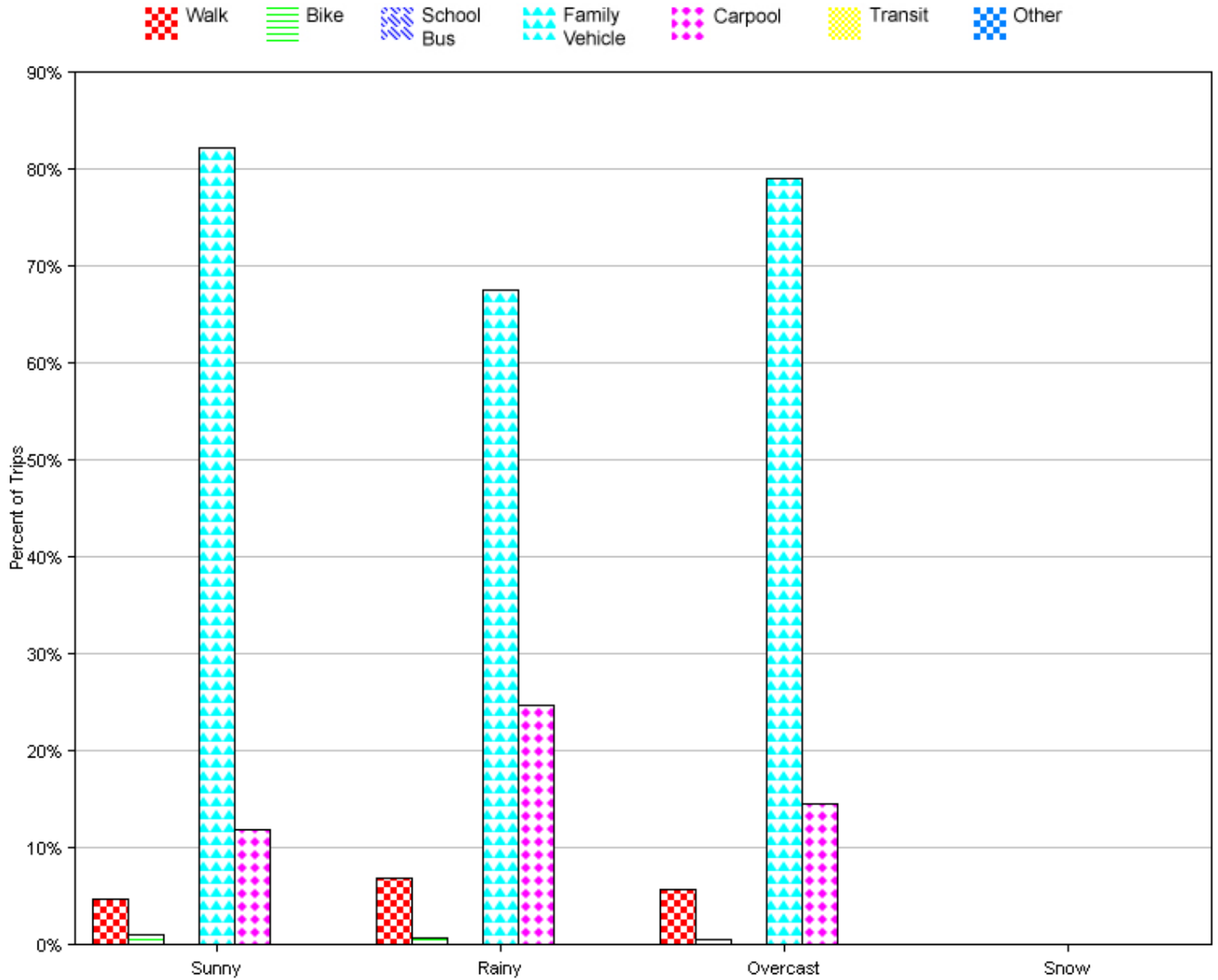


Morning and Afternoon Travel Mode Comparison by Day

	Number of Trips	Walk	Bike	School Bus	Family Vehicle	Carpool	Transit	Other
Tuesday AM	193	3%	0.5%	0%	83%	13%	0%	0%
Tuesday PM	216	7%	0.5%	0%	81%	11%	0%	0%
Wednesday AM	215	3%	1%	0%	83%	13%	0%	0%
Wednesday PM	195	8%	2%	0%	76%	15%	0%	0%
Thursday AM	241	4%	0.8%	0%	72%	23%	0%	0%
Thursday PM	196	4%	0%	0%	83%	14%	0%	0%

Percentages may not total 100% due to rounding.

Travel Mode by Weather Conditions



Travel Mode by Weather Condition

Weather Condition	Number of Trips	Walk	Bike	School Bus	Family Vehicle	Carpool	Transit	Other
Sunny	792	5%	1%	0%	82%	12%	0%	0%
Rainy	145	7%	0.7%	0%	68%	25%	0%	0%
Overcast	191	6%	0.5%	0%	79%	15%	0%	0%
Snow	0	0%	0%	0%	0%	0%	0%	0%

Percentages may not total 100% due to rounding.