

# Student Travel Tally Report: One School in One Data Collection Period

**School Name:** Our Lady of Loretto School

**Set ID:** 17992

**School Group:** Marin Safe Routes to Schools

**Month and Year Collected:** May 2015

**School Enrollment:** 223

**Date Report Generated:** 09/22/2015

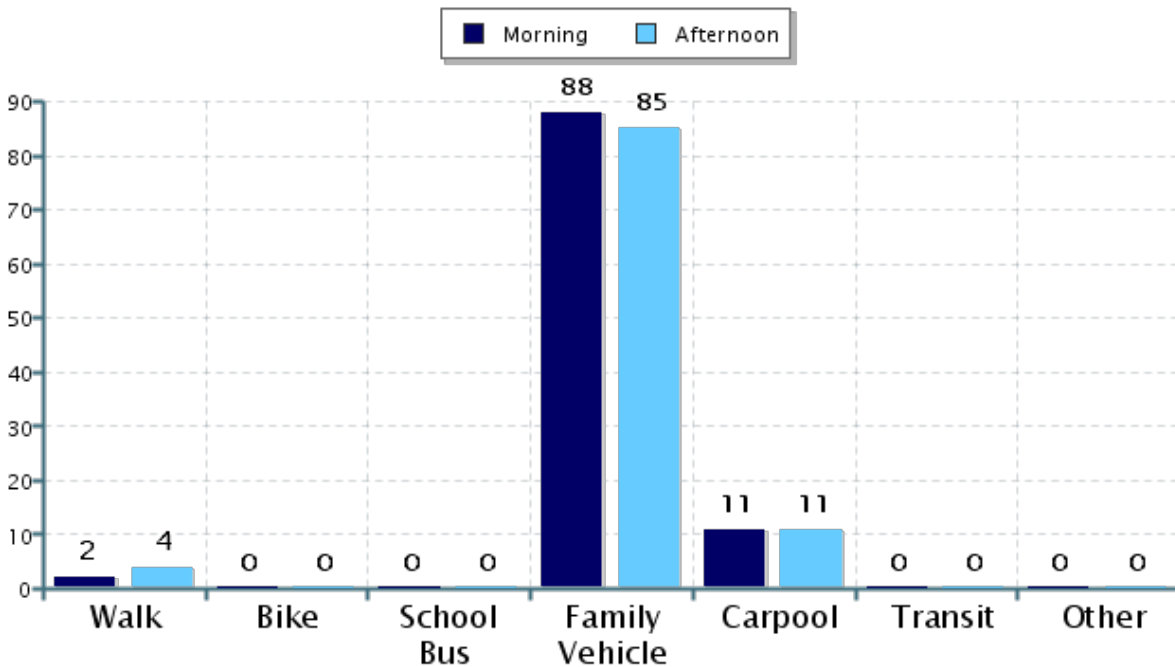
**% of Students reached by SRTS activities:** 76-100%

**Tags:**

**Number of Classrooms  
Included in Report:** 8

This report contains information from your school's classrooms about students' trip to and from school. The data used in this report were collected using the in-class Student Travel Tally questionnaire from the National Center for Safe Routes to School.

## Morning and Afternoon Travel Mode Comparison



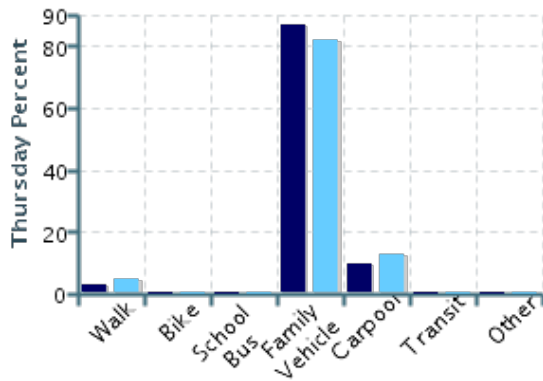
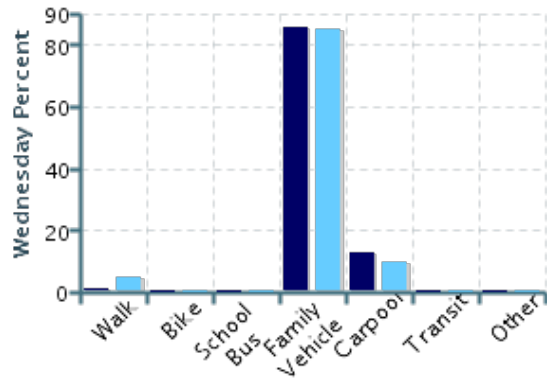
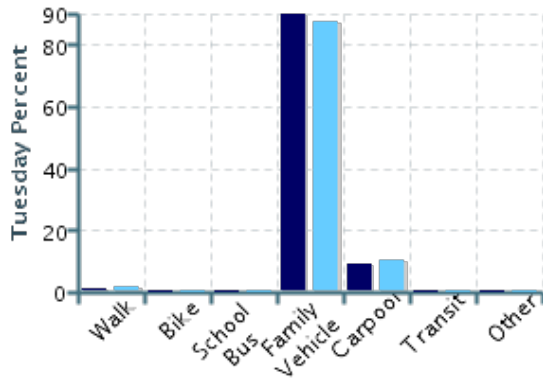
## Morning and Afternoon Travel Mode Comparison

	Number of Trips	Walk	Bike	School Bus	Family Vehicle	Carpool	Transit	Other
Morning	453	2%	0%	0%	88%	11%	0%	0%
Afternoon	421	4%	0%	0%	85%	11%	0%	0%

Percentages may not total 100% due to rounding.

## Morning and Afternoon Travel Mode Comparison by Day

■ Morning ■ Afternoon

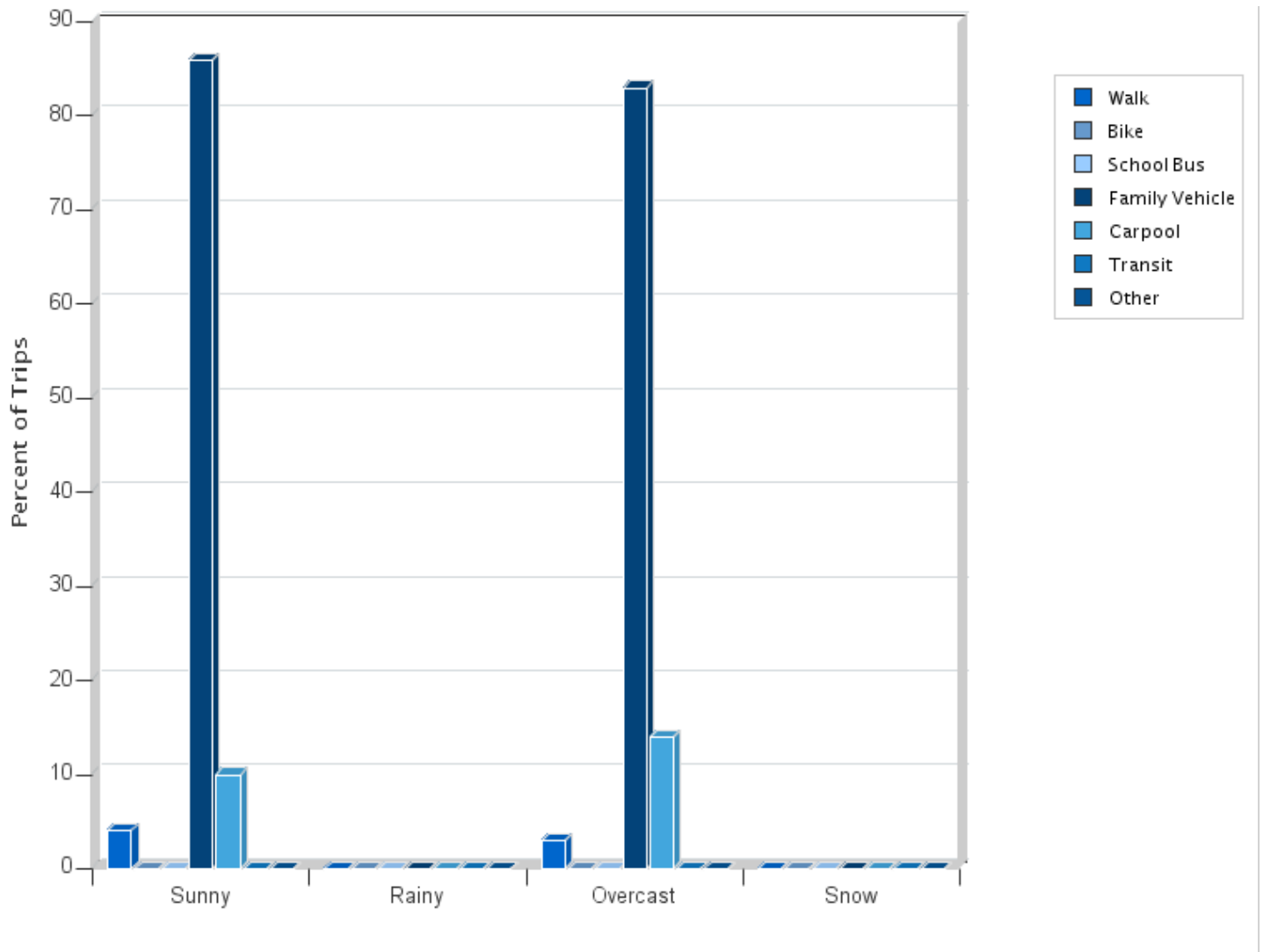


## Morning and Afternoon Travel Mode Comparison by Day

	Number of Trips	Walk	Bike	School Bus	Family Vehicle	Carpool	Transit	Other
Tuesday AM	144	0.7%	0%	0%	90%	9%	0%	0%
Tuesday PM	144	2%	0%	0%	88%	10%	0%	0%
Wednesday AM	168	1%	0%	0%	86%	13%	0%	0%
Wednesday PM	142	5%	0%	0%	85%	10%	0%	0%
Thursday AM	141	3%	0%	0%	87%	10%	0%	0%
Thursday PM	135	5%	0%	0%	82%	13%	0%	0%

Percentages may not total 100% due to rounding.

## Travel Mode by Weather Conditions



## Travel Mode by Weather Condition

Weather Condition	Number of Trips	Walk	Bike	School Bus	Family Vehicle	Carpool	Transit	Other
Sunny	482	4%	0%	0%	86%	10%	0%	0%
Rainy	0	0%	0%	0%	0%	0%	0%	0%
Overcast	239	3%	0%	0%	83%	14%	0%	0%
Snow	0	0%	0%	0%	0%	0%	0%	0%

Percentages may not total 100% due to rounding.