

# Student Travel Tally Report: One School in One Data Collection Period

**School Name:** Park School

**Set ID:** 29520

**School Group:** Marin Safe Routes to Schools

**Month and Year Collected:** September 2019

**School Enrollment:** 349

**Date Report Generated:** 11/05/2019

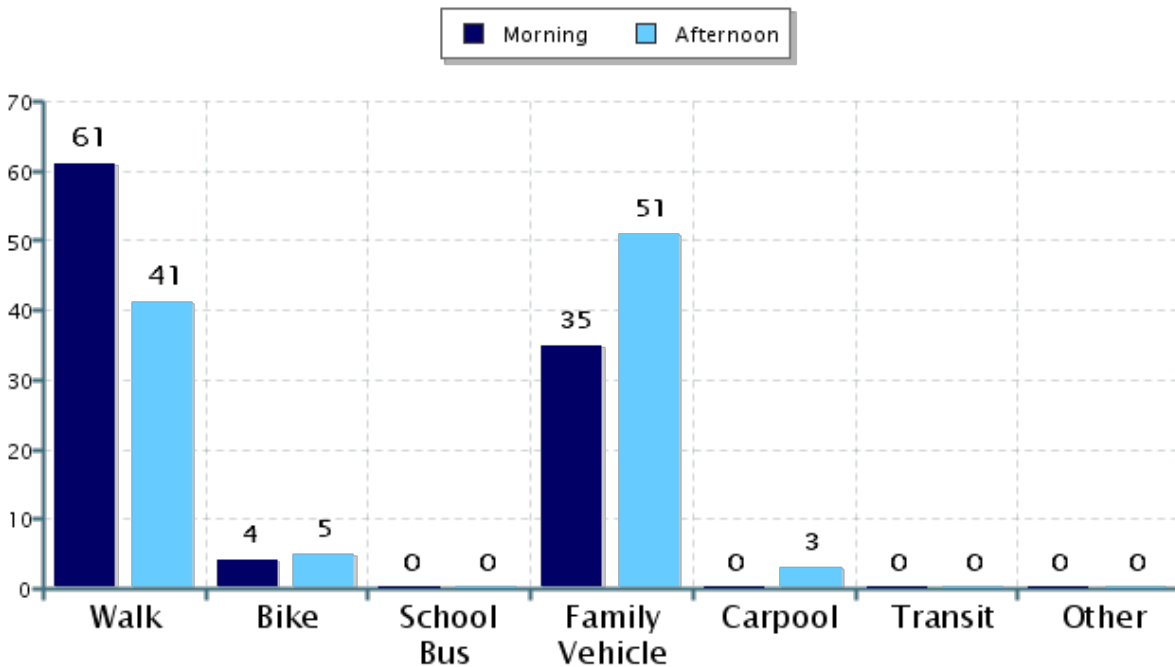
**% of Students reached by SRTS activities:** Don't Know

**Tags:**

**Number of Classrooms  
Included in Report:** 7

This report contains information from your school's classrooms about students' trip to and from school. The data used in this report were collected using the in-class Student Travel Tally questionnaire from the National Center for Safe Routes to School.

## Morning and Afternoon Travel Mode Comparison



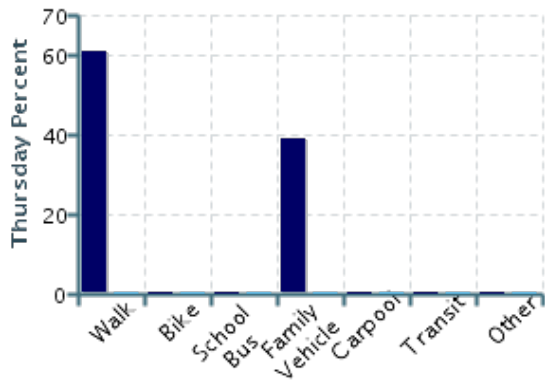
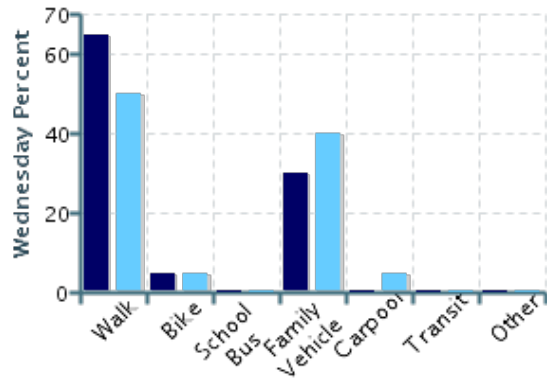
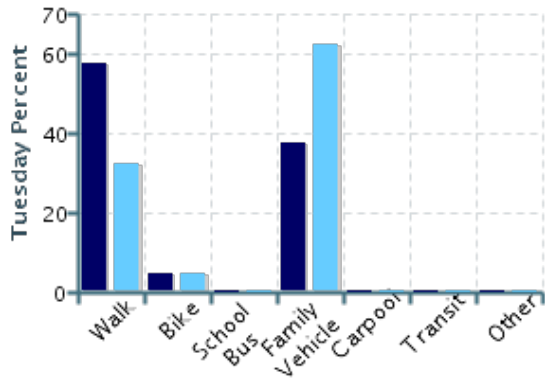
## Morning and Afternoon Travel Mode Comparison

	Number of Trips	Walk	Bike	School Bus	Family Vehicle	Carpool	Transit	Other
Morning	103	61%	4%	0%	35%	0%	0%	0%
Afternoon	80	41%	5%	0%	51%	3%	0%	0%

Percentages may not total 100% due to rounding.

## Morning and Afternoon Travel Mode Comparison by Day

■ Morning      ■ Afternoon

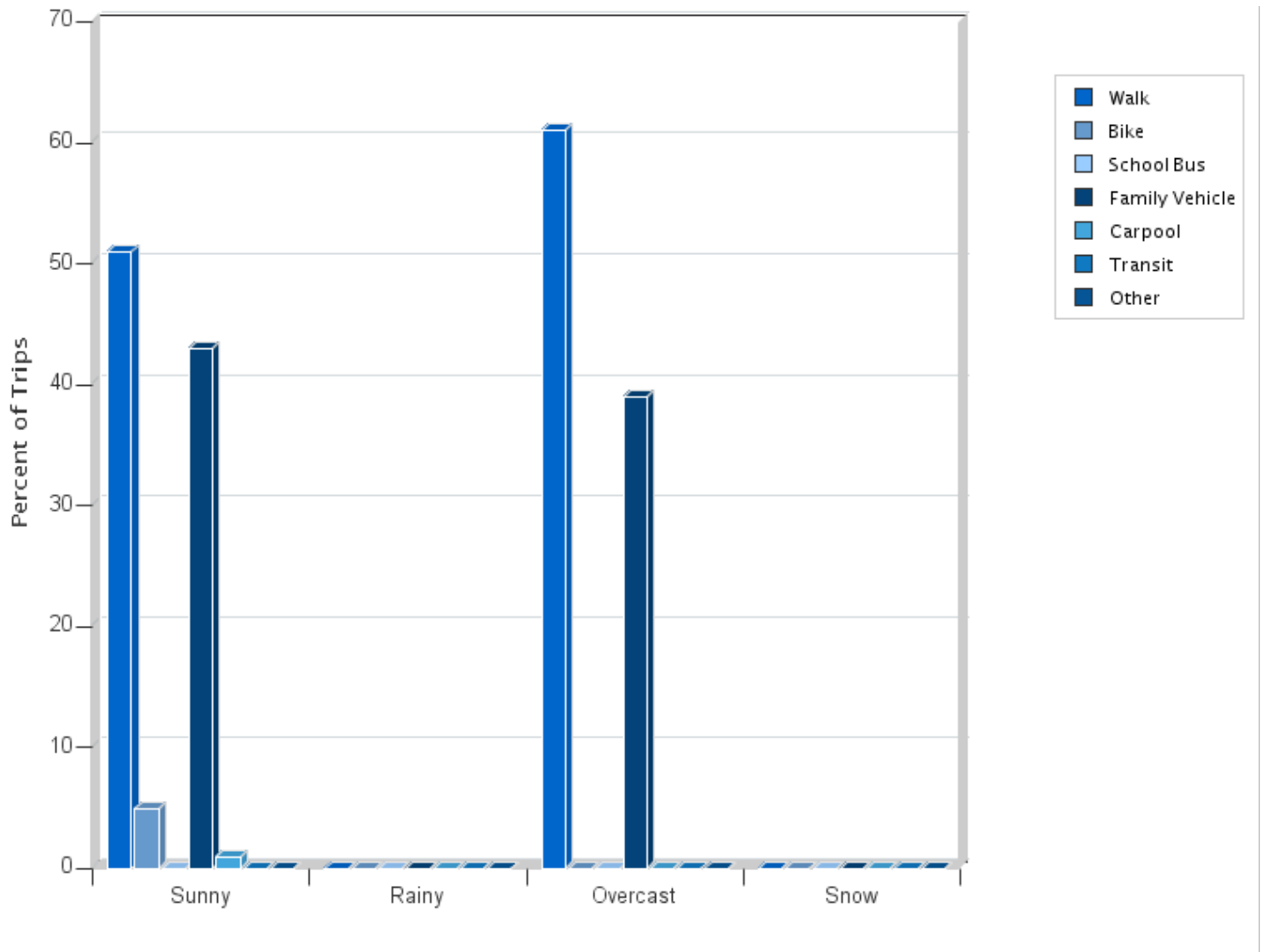


## Morning and Afternoon Travel Mode Comparison by Day

	Number of Trips	Walk	Bike	School Bus	Family Vehicle	Carpool	Transit	Other
Tuesday AM	40	57%	5%	0%	38%	0%	0%	0%
Tuesday PM	40	33%	5%	0%	63%	0%	0%	0%
Wednesday AM	40	65%	5%	0%	30%	0%	0%	0%
Wednesday PM	40	50%	5%	0%	40%	5%	0%	0%
Thursday AM	23	61%	0%	0%	39%	0%	0%	0%
Thursday PM		0%	0%	0%	0%	0%	0%	0%

Percentages may not total 100% due to rounding.

### Travel Mode by Weather Conditions



### Travel Mode by Weather Condition

Weather Condition	Number of Trips	Walk	Bike	School Bus	Family Vehicle	Carpool	Transit	Other
Sunny	160	51%	5%	0%	43%	1%	0%	0%
Rainy	0	0%	0%	0%	0%	0%	0%	0%
Overcast	23	61%	0%	0%	39%	0%	0%	0%
Snow	0	0%	0%	0%	0%	0%	0%	0%

Percentages may not total 100% due to rounding.