

# Student Travel Tally Report: One School in One Data Collection Period

**School Name:** Park School

**Set ID:** 17932

**School Group:** Marin Safe Routes to Schools

**Month and Year Collected:** May 2015

**School Enrollment:** 375

**Date Report Generated:** 09/22/2015

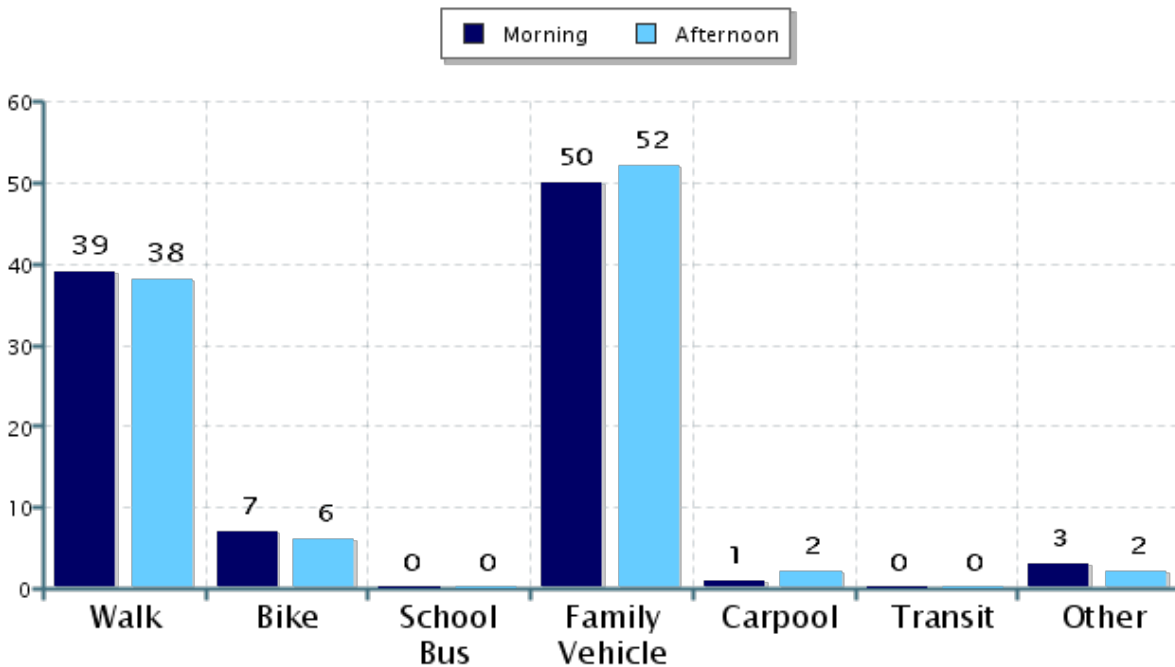
**% of Students reached by SRTS activities:** 76-100%

**Tags:**

**Number of Classrooms  
Included in Report:** 6

This report contains information from your school's classrooms about students' trip to and from school. The data used in this report were collected using the in-class Student Travel Tally questionnaire from the National Center for Safe Routes to School.

## Morning and Afternoon Travel Mode Comparison



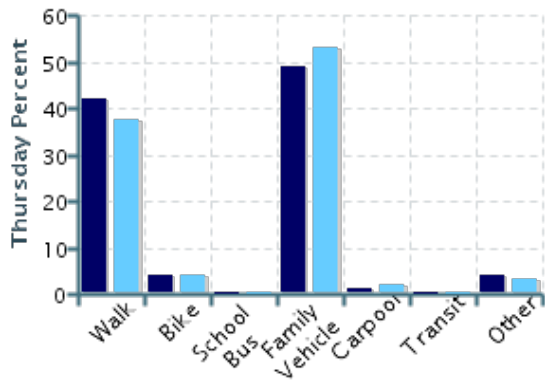
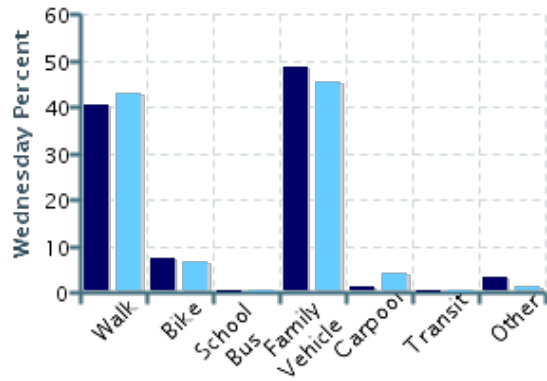
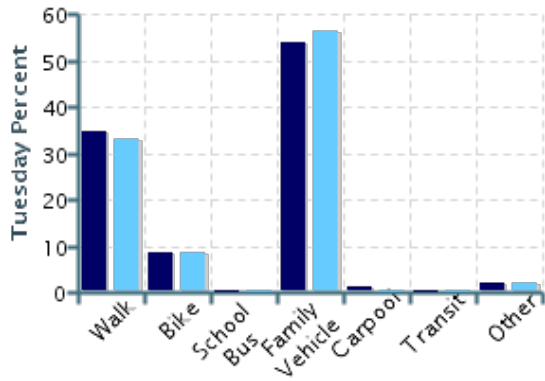
## Morning and Afternoon Travel Mode Comparison

	Number of Trips	Walk	Bike	School Bus	Family Vehicle	Carpool	Transit	Other
Morning	290	39%	7%	0%	50%	1%	0%	3%
Afternoon	269	38%	6%	0%	52%	2%	0%	2%

Percentages may not total 100% due to rounding.

## Morning and Afternoon Travel Mode Comparison by Day

■ Morning      ■ Afternoon

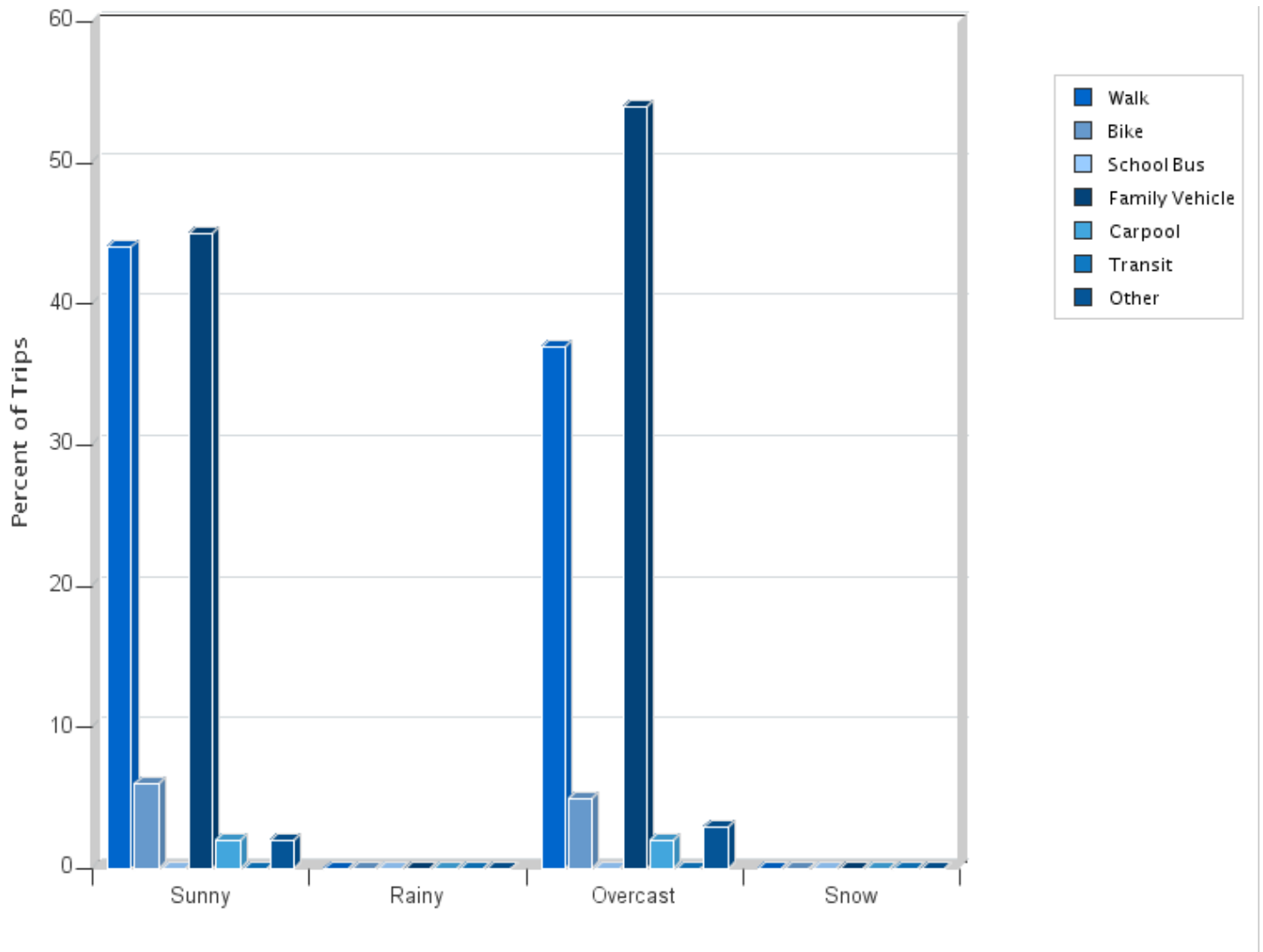


## Morning and Afternoon Travel Mode Comparison by Day

	Number of Trips	Walk	Bike	School Bus	Family Vehicle	Carpool	Transit	Other
Tuesday AM	95	35%	8%	0%	54%	1%	0%	2%
Tuesday PM	94	33%	9%	0%	56%	0%	0%	2%
Wednesday AM	97	40%	7%	0%	48%	1%	0%	3%
Wednesday PM	77	43%	6%	0%	45%	4%	0%	1%
Thursday AM	98	42%	4%	0%	49%	1%	0%	4%
Thursday PM	98	38%	4%	0%	53%	2%	0%	3%

Percentages may not total 100% due to rounding.

### Travel Mode by Weather Conditions



### Travel Mode by Weather Condition

Weather Condition	Number of Trips	Walk	Bike	School Bus	Family Vehicle	Carpool	Transit	Other
Sunny	174	44%	6%	0%	45%	2%	0%	2%
Rainy	0	0%	0%	0%	0%	0%	0%	0%
Overcast	286	37%	5%	0%	54%	2%	0%	3%
Snow	0	0%	0%	0%	0%	0%	0%	0%

Percentages may not total 100% due to rounding.