

# Student Travel Tally Report: One School in One Data Collection Period

**School Name:** Park School

**Set ID:** 28327

**School Group:** Marin Safe Routes to Schools

**Month and Year Collected:** May 2019

**School Enrollment:** 349

**Date Report Generated:** 06/05/2019

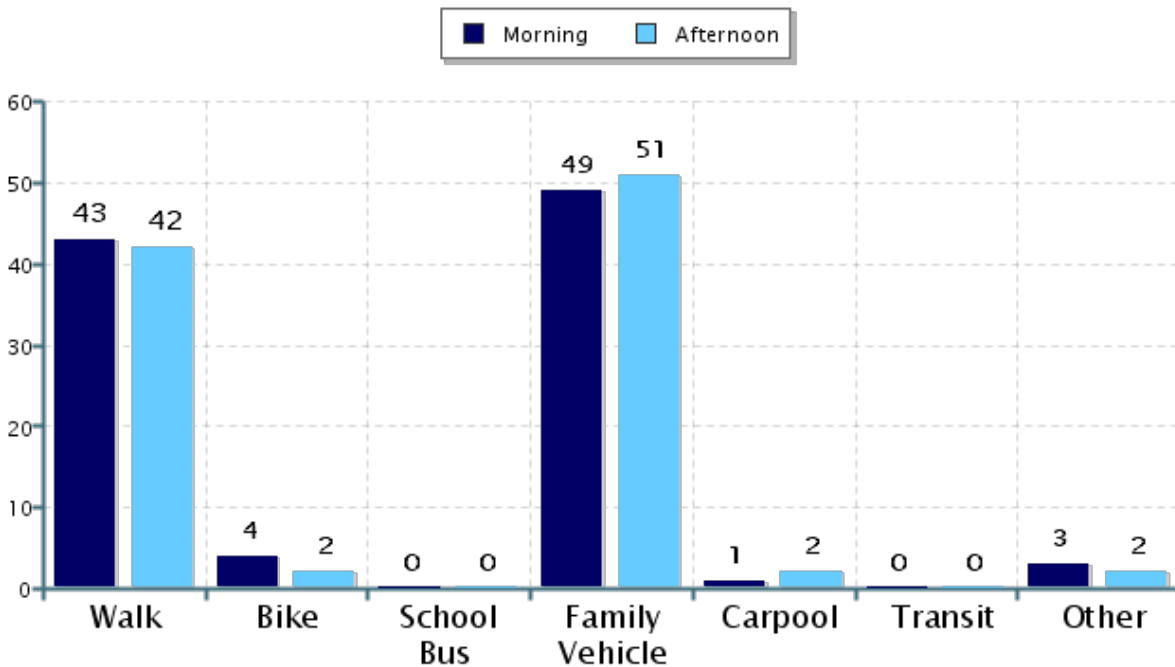
**% of Students reached by SRTS activities:** Don't Know

**Tags:**

**Number of Classrooms  
Included in Report:** 8

This report contains information from your school's classrooms about students' trip to and from school. The data used in this report were collected using the in-class Student Travel Tally questionnaire from the National Center for Safe Routes to School.

## Morning and Afternoon Travel Mode Comparison



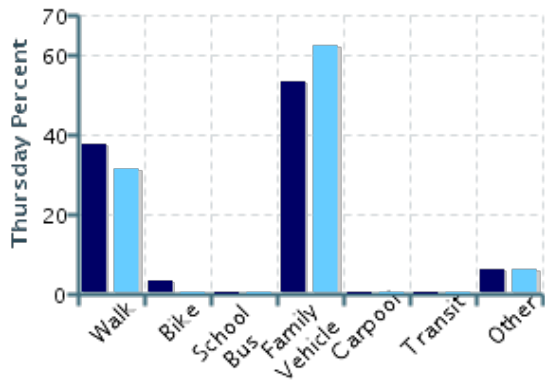
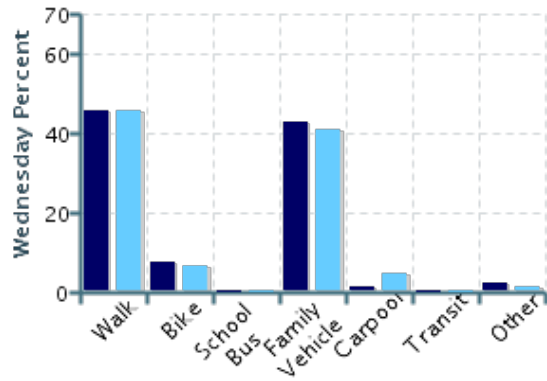
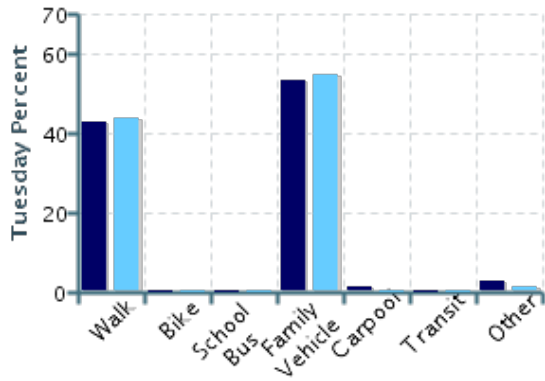
## Morning and Afternoon Travel Mode Comparison

	Number of Trips	Walk	Bike	School Bus	Family Vehicle	Carpool	Transit	Other
Morning	186	43%	4%	0%	49%	1%	0%	3%
Afternoon	168	42%	2%	0%	51%	2%	0%	2%

Percentages may not total 100% due to rounding.

## Morning and Afternoon Travel Mode Comparison by Day

■ Morning      ■ Afternoon

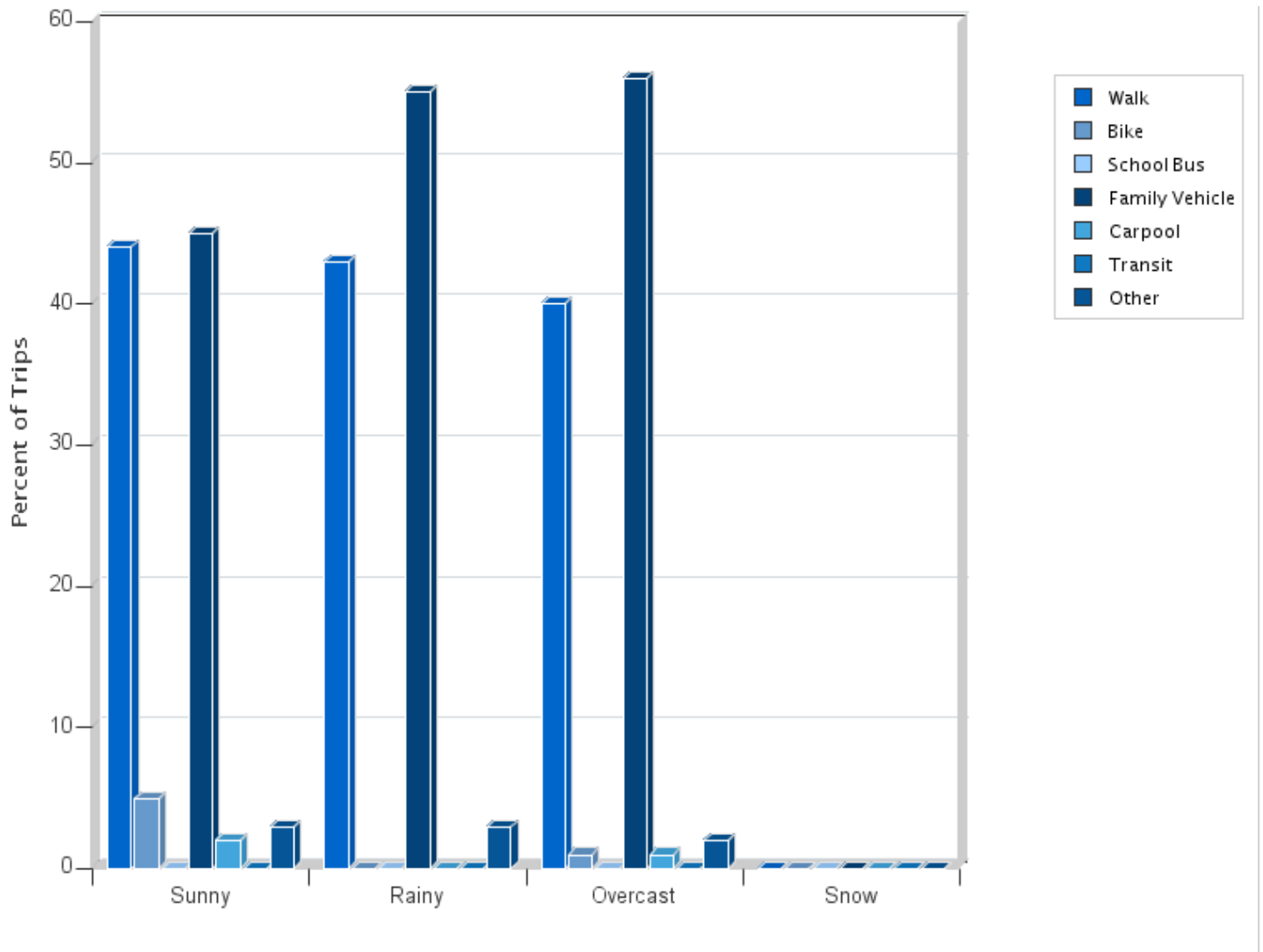


## Morning and Afternoon Travel Mode Comparison by Day

	Number of Trips	Walk	Bike	School Bus	Family Vehicle	Carpool	Transit	Other
Tuesday AM	75	43%	0%	0%	53%	1%	0%	3%
Tuesday PM	75	44%	0%	0%	55%	0%	0%	1%
Wednesday AM	79	46%	8%	0%	43%	1%	0%	3%
Wednesday PM	61	46%	7%	0%	41%	5%	0%	2%
Thursday AM	32	38%	3%	0%	53%	0%	0%	6%
Thursday PM	32	31%	0%	0%	63%	0%	0%	6%

Percentages may not total 100% due to rounding.

### Travel Mode by Weather Conditions



### Travel Mode by Weather Condition

Weather Condition	Number of Trips	Walk	Bike	School Bus	Family Vehicle	Carpool	Transit	Other
Sunny	186	44%	5%	0%	45%	2%	0%	3%
Rainy	75	43%	0%	0%	55%	0%	0%	3%
Overcast	93	40%	1%	0%	56%	1%	0%	2%
Snow	0	0%	0%	0%	0%	0%	0%	0%

Percentages may not total 100% due to rounding.