

Student Travel Tally Report: One School in One Data Collection Period

School Name: Pleasant Valley

Set ID: 17957

School Group: Marin Safe Routes to Schools

Month and Year Collected: May 2015

School Enrollment: 526

Date Report Generated: 09/22/2015

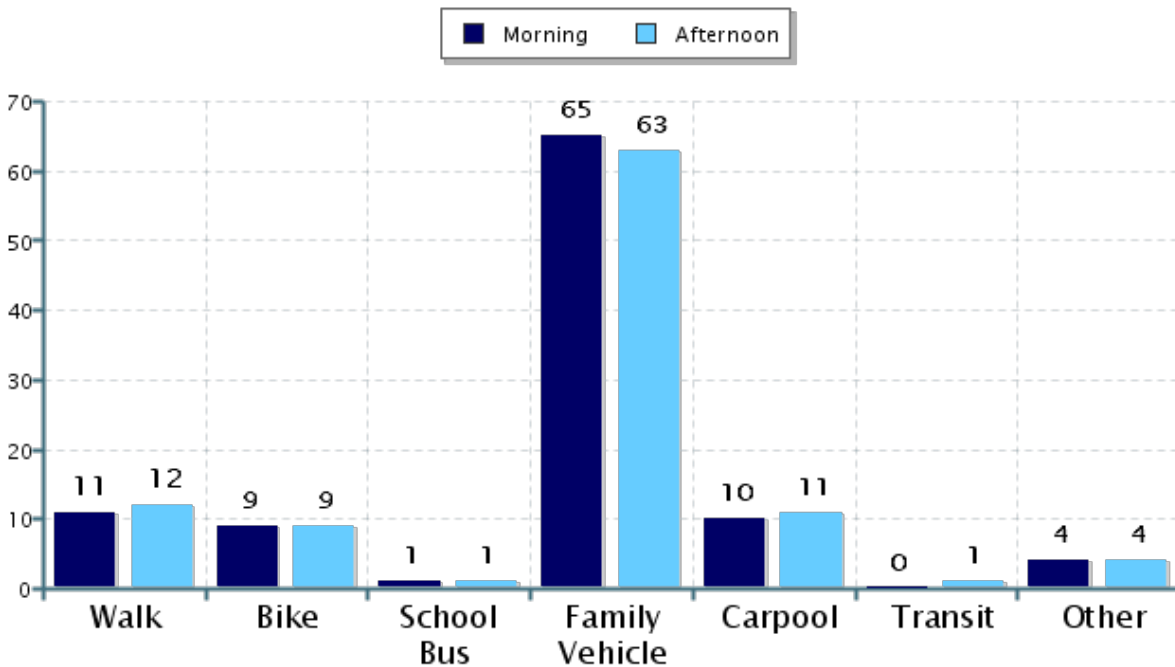
% of Students reached by SRTS activities: 76-100%

Tags:

**Number of Classrooms
Included in Report:** 21

This report contains information from your school's classrooms about students' trip to and from school. The data used in this report were collected using the in-class Student Travel Tally questionnaire from the National Center for Safe Routes to School.

Morning and Afternoon Travel Mode Comparison



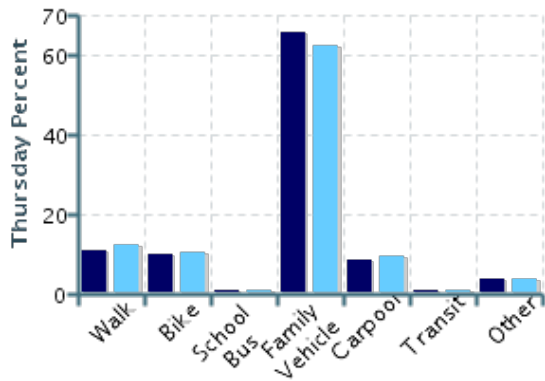
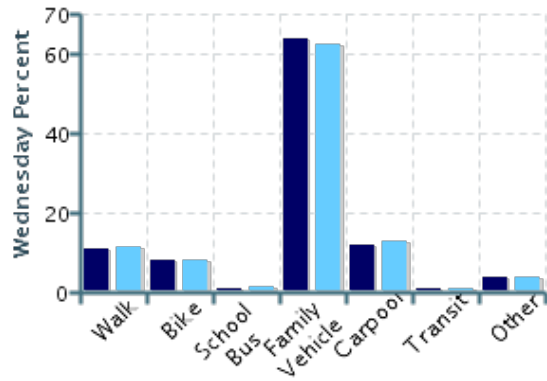
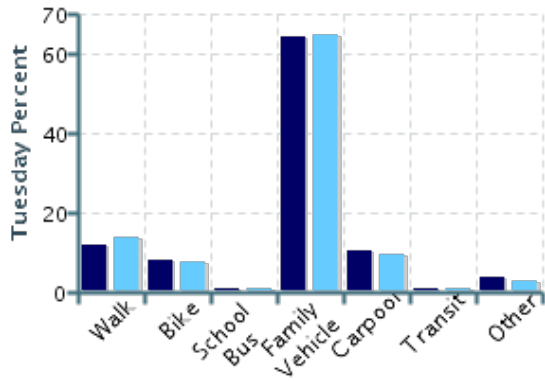
Morning and Afternoon Travel Mode Comparison

	Number of Trips	Walk	Bike	School Bus	Family Vehicle	Carpool	Transit	Other
Morning	1434	11%	9%	0.8%	65%	10%	0.3%	4%
Afternoon	1393	12%	9%	1%	63%	11%	0.5%	4%

Percentages may not total 100% due to rounding.

Morning and Afternoon Travel Mode Comparison by Day

■ Morning ■ Afternoon

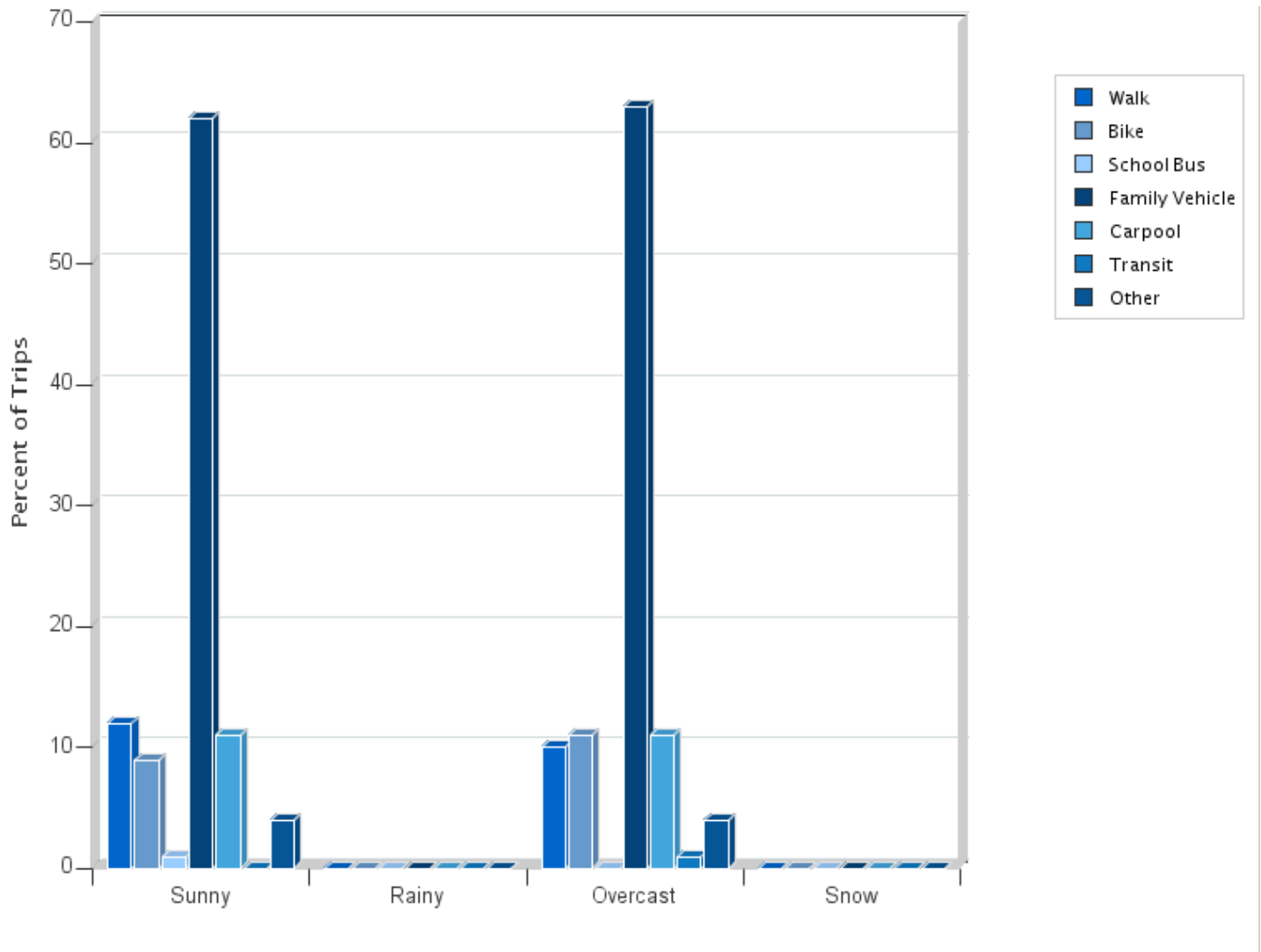


Morning and Afternoon Travel Mode Comparison by Day

	Number of Trips	Walk	Bike	School Bus	Family Vehicle	Carpool	Transit	Other
Tuesday AM	455	12%	8%	0.9%	64%	11%	0.4%	4%
Tuesday PM	454	14%	8%	0.9%	65%	10%	0.7%	3%
Wednesday AM	489	11%	8%	0.8%	64%	12%	0.4%	4%
Wednesday PM	490	12%	8%	1%	62%	13%	0.4%	4%
Thursday AM	490	11%	10%	0.8%	66%	8%	0.2%	4%
Thursday PM	449	12%	10%	0.9%	62%	10%	0.4%	4%

Percentages may not total 100% due to rounding.

Travel Mode by Weather Conditions



Travel Mode by Weather Condition

Weather Condition	Number of Trips	Walk	Bike	School Bus	Family Vehicle	Carpool	Transit	Other
Sunny	1770	12%	9%	0.7%	62%	11%	0.5%	4%
Rainy	0	0%	0%	0%	0%	0%	0%	0%
Overcast	646	10%	11%	0.3%	63%	11%	0.6%	4%
Snow	0	0%	0%	0%	0%	0%	0%	0%

Percentages may not total 100% due to rounding.