

Student Travel Tally Report: One School in One Data Collection Period

School Name: Rancho Elementary School

Set ID: 29522

School Group: Marin Safe Routes to Schools

Month and Year Collected: September 2019

School Enrollment: 330

Date Report Generated: 11/05/2019

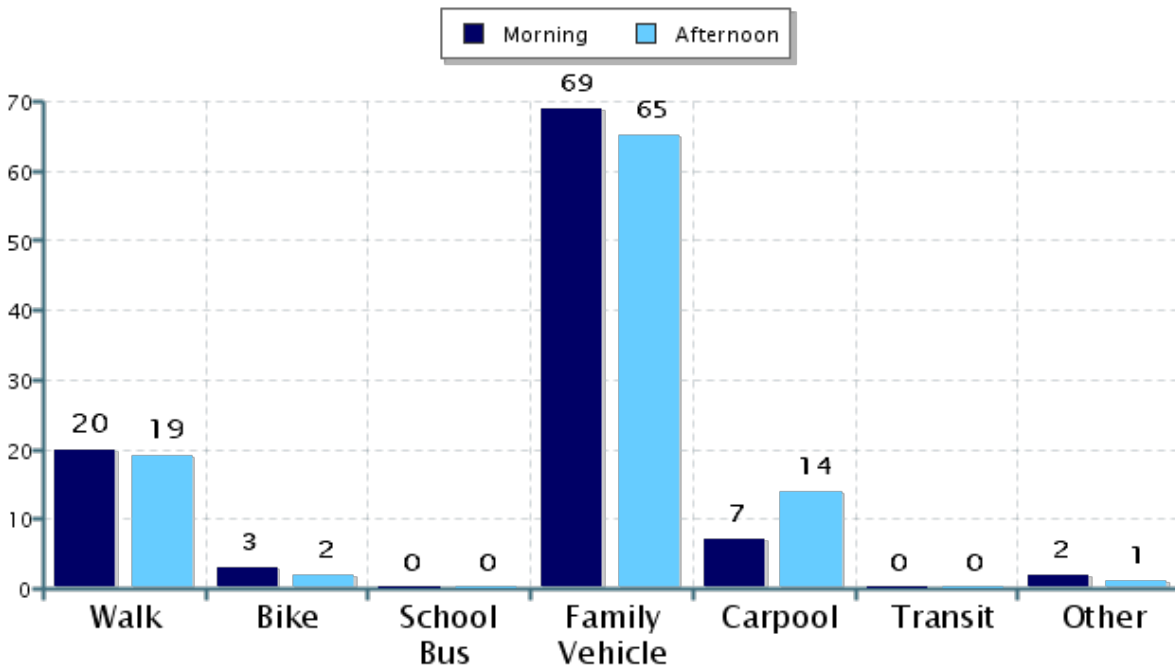
% of Students reached by SRTS activities: Don't Know

Tags:

**Number of Classrooms
Included in Report:** 12

This report contains information from your school's classrooms about students' trip to and from school. The data used in this report were collected using the in-class Student Travel Tally questionnaire from the National Center for Safe Routes to School.

Morning and Afternoon Travel Mode Comparison



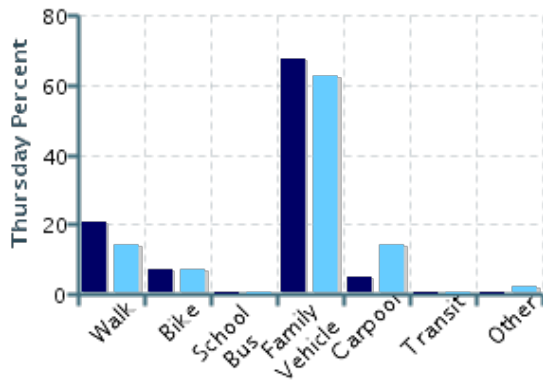
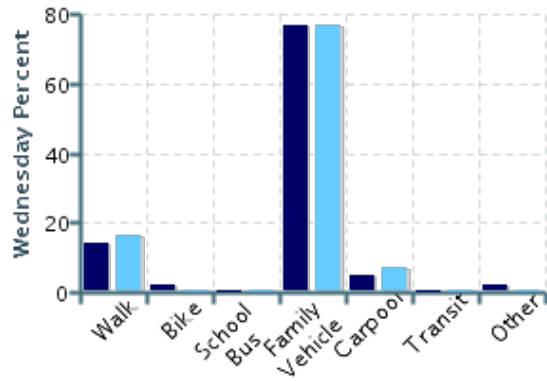
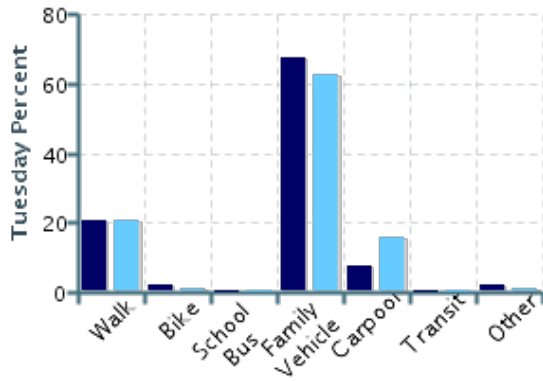
Morning and Afternoon Travel Mode Comparison

	Number of Trips	Walk	Bike	School Bus	Family Vehicle	Carpool	Transit	Other
Morning	271	20%	3%	0%	69%	7%	0%	2%
Afternoon	272	19%	2%	0%	65%	14%	0%	0.7%

Percentages may not total 100% due to rounding.

Morning and Afternoon Travel Mode Comparison by Day

■ Morning ■ Afternoon

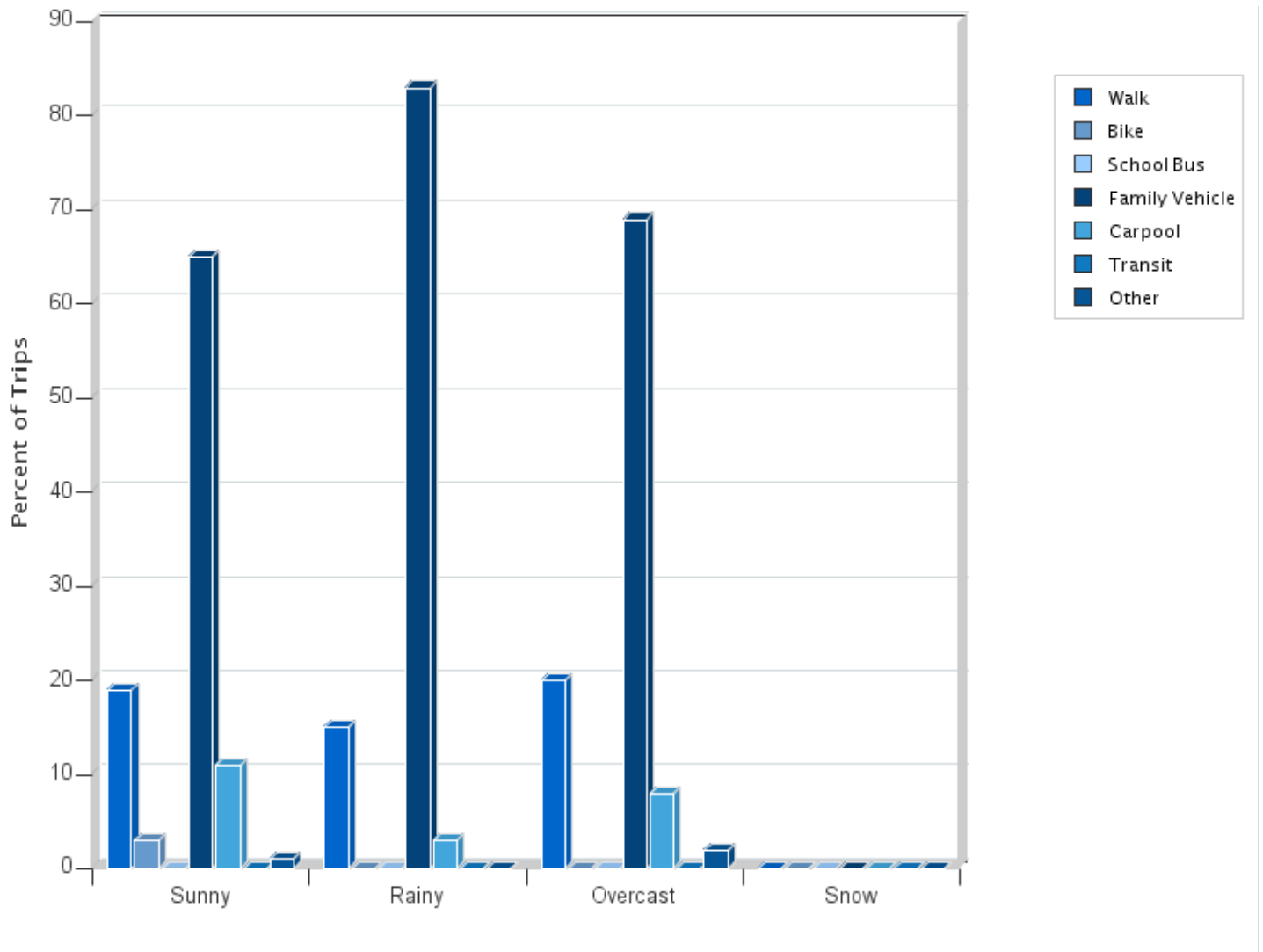


Morning and Afternoon Travel Mode Comparison by Day

	Number of Trips	Walk	Bike	School Bus	Family Vehicle	Carpool	Transit	Other
Tuesday AM	185	21%	2%	0%	68%	8%	0%	2%
Tuesday PM	186	20%	1%	0%	62%	16%	0%	0.5%
Wednesday AM	43	14%	2%	0%	77%	5%	0%	2%
Wednesday PM	43	16%	0%	0%	77%	7%	0%	0%
Thursday AM	43	21%	7%	0%	67%	5%	0%	0%
Thursday PM	43	14%	7%	0%	63%	14%	0%	2%

Percentages may not total 100% due to rounding.

Travel Mode by Weather Conditions



Travel Mode by Weather Condition

Weather Condition	Number of Trips	Walk	Bike	School Bus	Family Vehicle	Carpool	Transit	Other
Sunny	454	19%	3%	0%	65%	11%	0%	1%
Rainy	40	15%	0%	0%	83%	3%	0%	0%
Overcast	49	20%	0%	0%	69%	8%	0%	2%
Snow	0	0%	0%	0%	0%	0%	0%	0%

Percentages may not total 100% due to rounding.