

# Student Travel Tally Report: One School in One Data Collection Period

**School Name:** Rancho Elementary School

**Set ID:** 17949

**School Group:** Marin Safe Routes to Schools

**Month and Year Collected:** May 2015

**School Enrollment:** 482

**Date Report Generated:** 09/22/2015

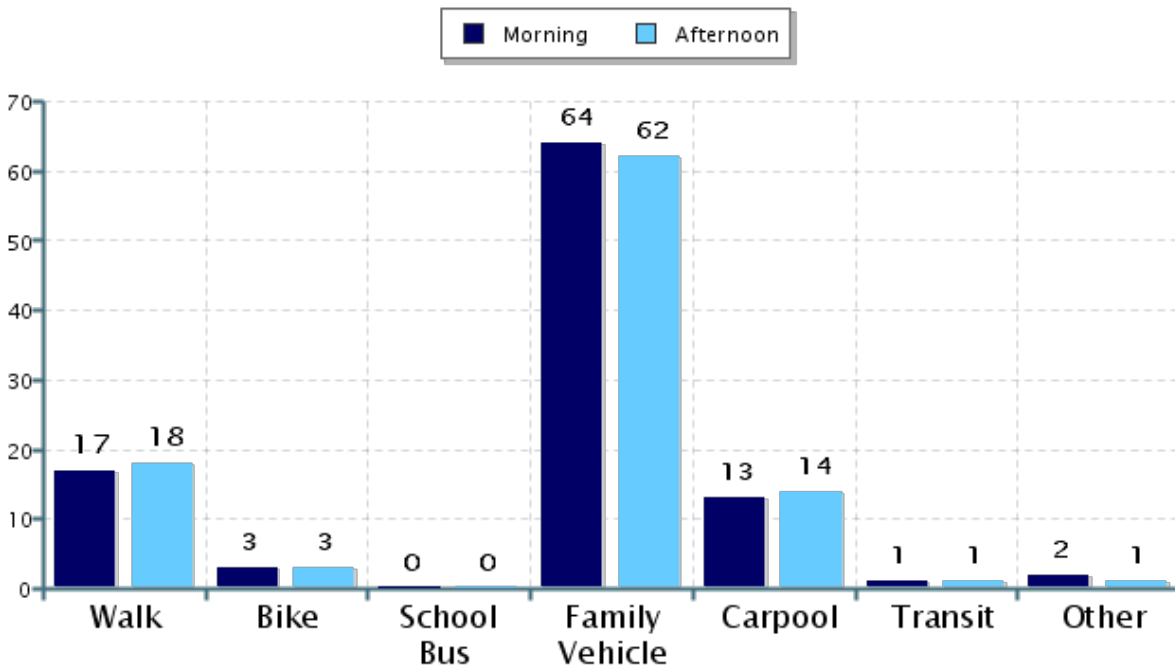
**% of Students reached by SRTS activities:** 76-100%

**Tags:**

**Number of Classrooms  
Included in Report:** 17

This report contains information from your school's classrooms about students' trip to and from school. The data used in this report were collected using the in-class Student Travel Tally questionnaire from the National Center for Safe Routes to School.

## Morning and Afternoon Travel Mode Comparison



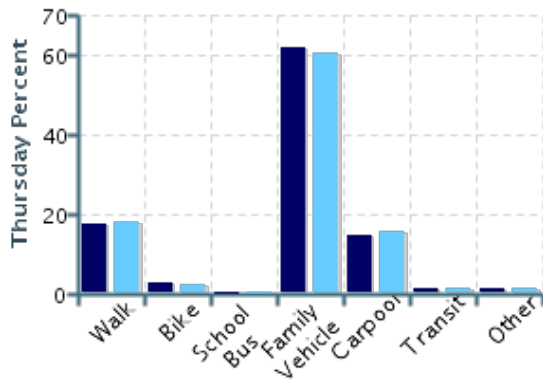
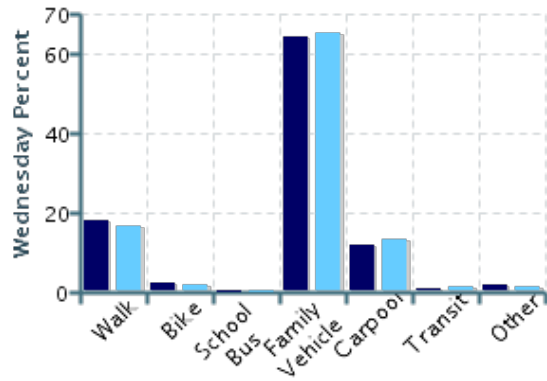
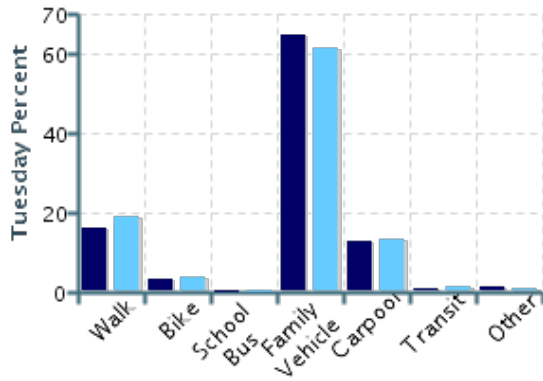
## Morning and Afternoon Travel Mode Comparison

	Number of Trips	Walk	Bike	School Bus	Family Vehicle	Carpool	Transit	Other
Morning	1035	17%	3%	0%	64%	13%	1%	2%
Afternoon	869	18%	3%	0%	62%	14%	1%	1%

Percentages may not total 100% due to rounding.

## Morning and Afternoon Travel Mode Comparison by Day

■ Morning ■ Afternoon

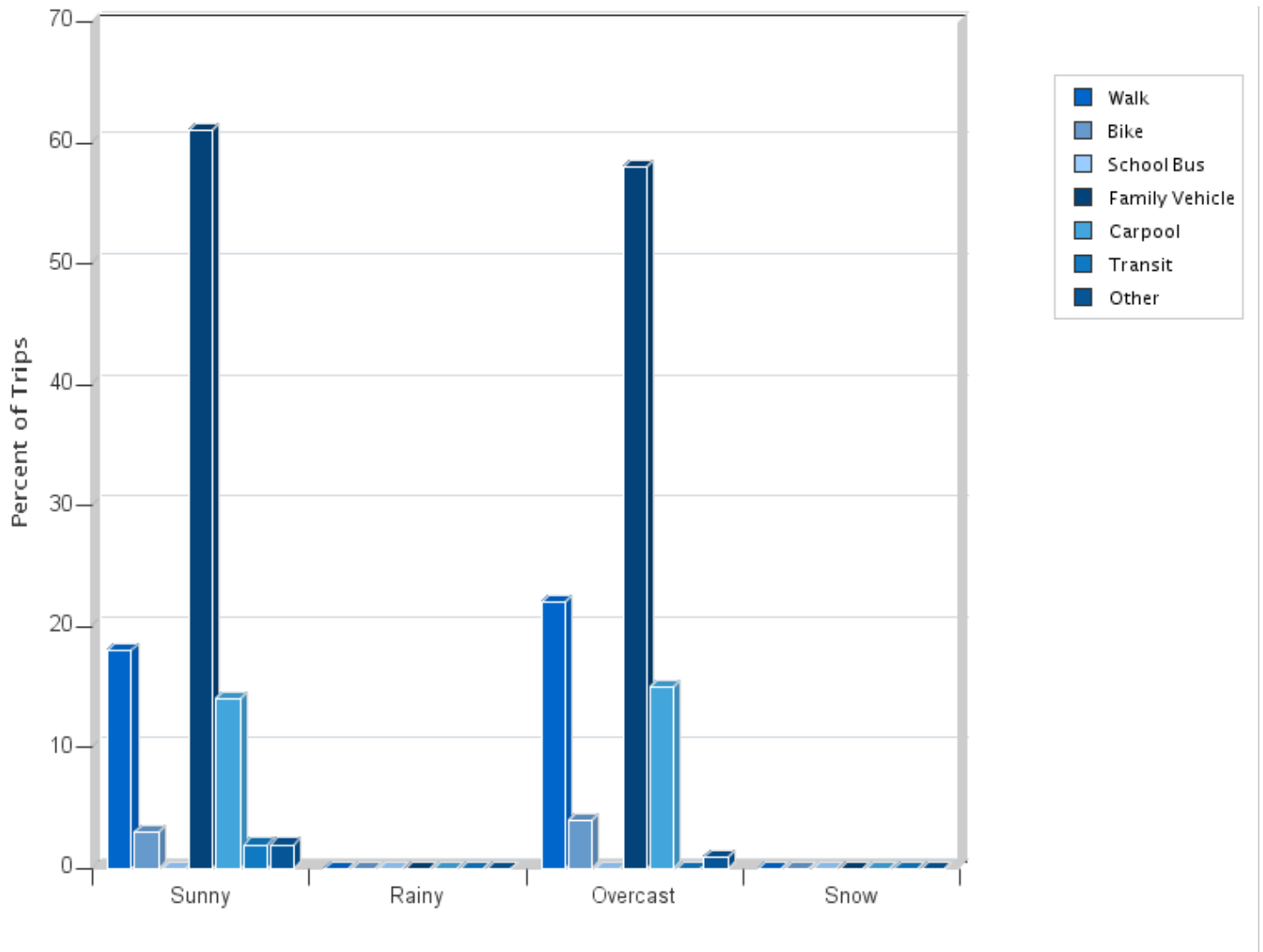


## Morning and Afternoon Travel Mode Comparison by Day

	Number of Trips	Walk	Bike	School Bus	Family Vehicle	Carpool	Transit	Other
Tuesday AM	344	16%	3%	0%	65%	13%	1%	1%
Tuesday PM	289	19%	4%	0%	61%	13%	1%	1%
Wednesday AM	372	18%	2%	0%	65%	12%	1%	2%
Wednesday PM	308	17%	2%	0%	65%	13%	1%	2%
Thursday AM	319	18%	3%	0%	62%	15%	1%	2%
Thursday PM	272	18%	3%	0%	61%	16%	1%	1%

Percentages may not total 100% due to rounding.

## Travel Mode by Weather Conditions



## Travel Mode by Weather Condition

Weather Condition	Number of Trips	Walk	Bike	School Bus	Family Vehicle	Carpool	Transit	Other
Sunny	1077	18%	3%	0%	61%	14%	2%	2%
Rainy	0	0%	0%	0%	0%	0%	0%	0%
Overcast	592	22%	4%	0%	58%	15%	0%	1%
Snow	0	0%	0%	0%	0%	0%	0%	0%

Percentages may not total 100% due to rounding.