

# Student Travel Tally Report: One School in One Data Collection Period

**School Name:** Rancho Elementary School

**Set ID:** 28329

**School Group:** Marin Safe Routes to Schools

**Month and Year Collected:** May 2019

**School Enrollment:** 330

**Date Report Generated:** 06/05/2019

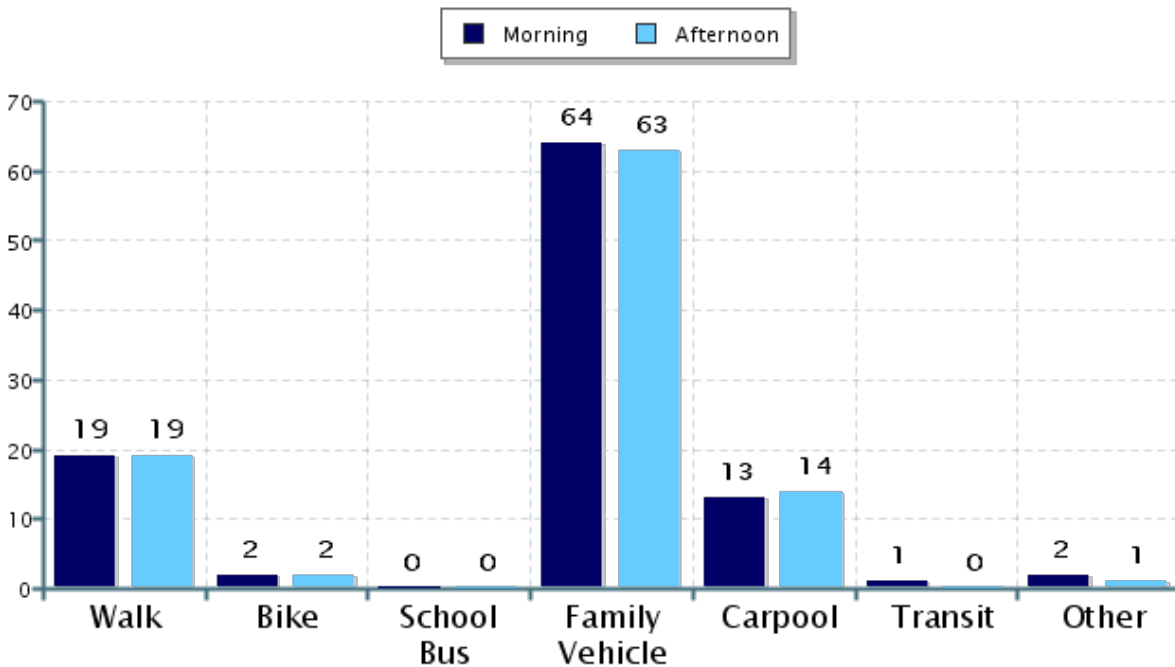
**% of Students reached by SRTS activities:** Don't Know

**Tags:**

**Number of Classrooms  
Included in Report:** 16

This report contains information from your school's classrooms about students' trip to and from school. The data used in this report were collected using the in-class Student Travel Tally questionnaire from the National Center for Safe Routes to School.

## Morning and Afternoon Travel Mode Comparison



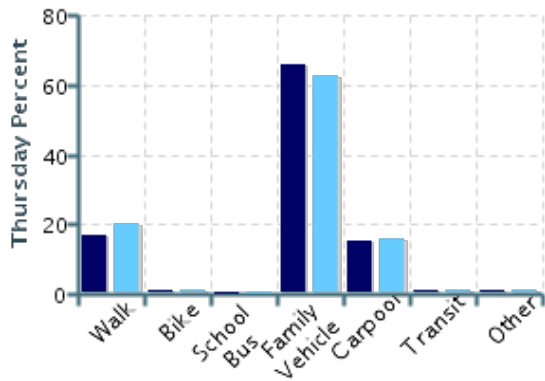
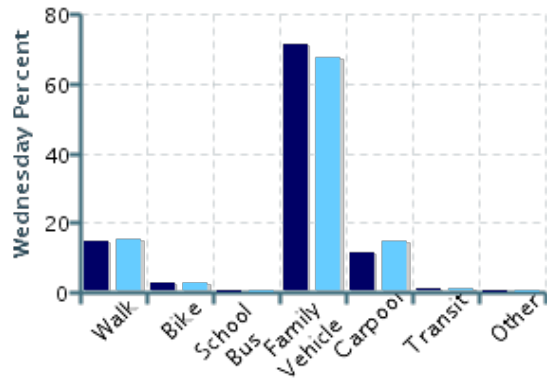
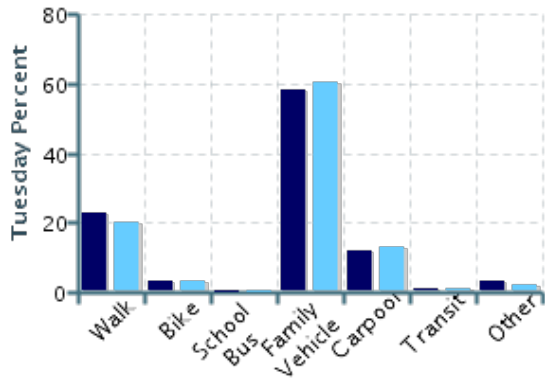
## Morning and Afternoon Travel Mode Comparison

	Number of Trips	Walk	Bike	School Bus	Family Vehicle	Carpool	Transit	Other
Morning	647	19%	2%	0%	64%	13%	0.8%	2%
Afternoon	643	19%	2%	0%	63%	14%	0.5%	1%

Percentages may not total 100% due to rounding.

## Morning and Afternoon Travel Mode Comparison by Day

■ Morning ■ Afternoon

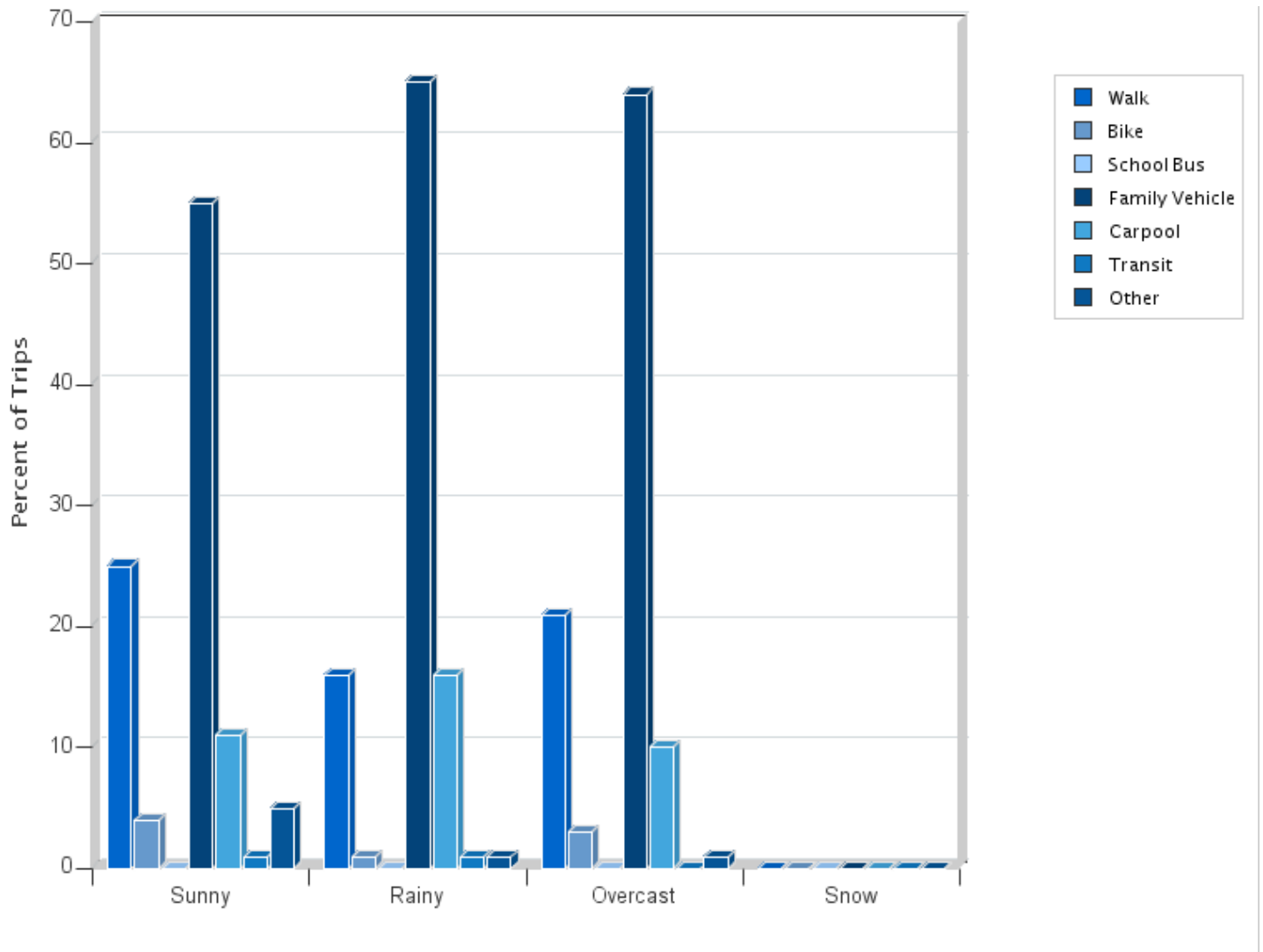


## Morning and Afternoon Travel Mode Comparison by Day

	Number of Trips	Walk	Bike	School Bus	Family Vehicle	Carpool	Transit	Other
Tuesday AM	288	23%	3%	0%	58%	12%	0.7%	3%
Tuesday PM	271	20%	3%	0%	61%	13%	0.4%	2%
Wednesday AM	187	14%	3%	0%	71%	11%	0.5%	0%
Wednesday PM	187	15%	3%	0%	67%	14%	0.5%	0%
Thursday AM	172	17%	0.6%	0%	66%	15%	1%	0.6%
Thursday PM	185	20%	0.5%	0%	63%	16%	0.5%	0.5%

Percentages may not total 100% due to rounding.

### Travel Mode by Weather Conditions



### Travel Mode by Weather Condition

Weather Condition	Number of Trips	Walk	Bike	School Bus	Family Vehicle	Carpool	Transit	Other
Sunny	163	25%	4%	0%	55%	11%	0.6%	5%
Rainy	644	16%	1%	0%	65%	16%	0.8%	0.9%
Overcast	461	21%	3%	0%	64%	10%	0.4%	0.7%
Snow	0	0%	0%	0%	0%	0%	0%	0%

Percentages may not total 100% due to rounding.