

Student Travel Tally Report: One School in One Data Collection Period

School Name: Redwood High School

Set ID: 29523

School Group: Marin Safe Routes to Schools

Month and Year Collected: September 2019

School Enrollment: 1790

Date Report Generated: 11/05/2019

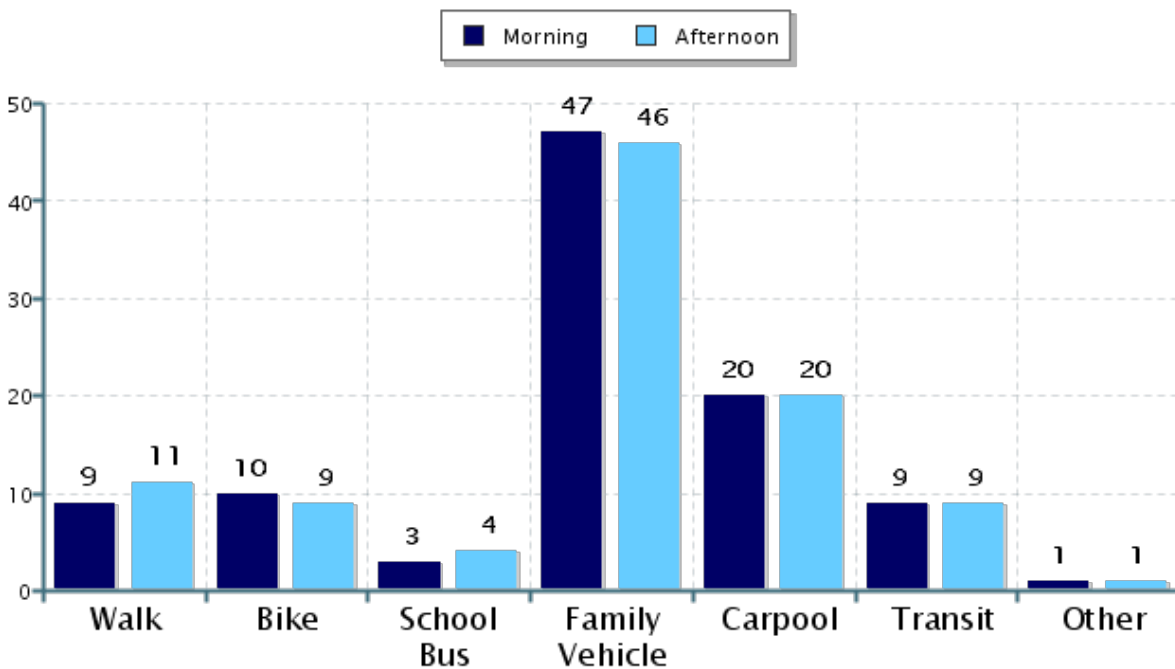
% of Students reached by SRTS activities: Don't Know

Tags:

**Number of Classrooms
Included in Report:** 63

This report contains information from your school's classrooms about students' trip to and from school. The data used in this report were collected using the in-class Student Travel Tally questionnaire from the National Center for Safe Routes to School.

Morning and Afternoon Travel Mode Comparison



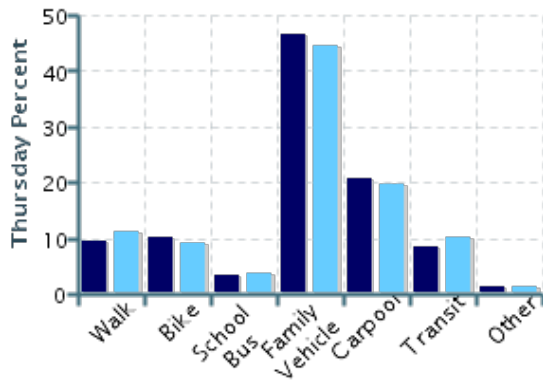
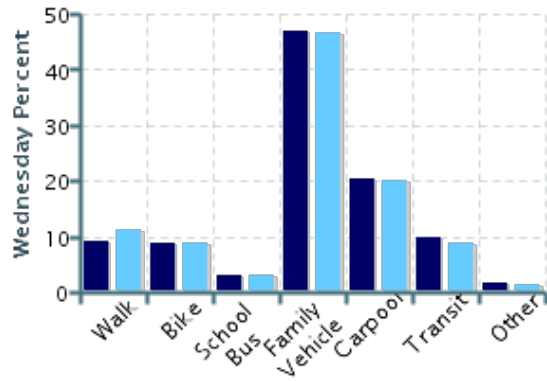
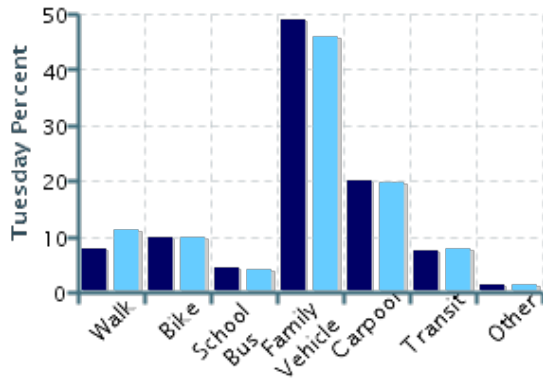
Morning and Afternoon Travel Mode Comparison

	Number of Trips	Walk	Bike	School Bus	Family Vehicle	Carpool	Transit	Other
Morning	2887	9%	10%	3%	47%	20%	9%	1%
Afternoon	2724	11%	9%	4%	46%	20%	9%	1%

Percentages may not total 100% due to rounding.

Morning and Afternoon Travel Mode Comparison by Day

■ Morning ■ Afternoon

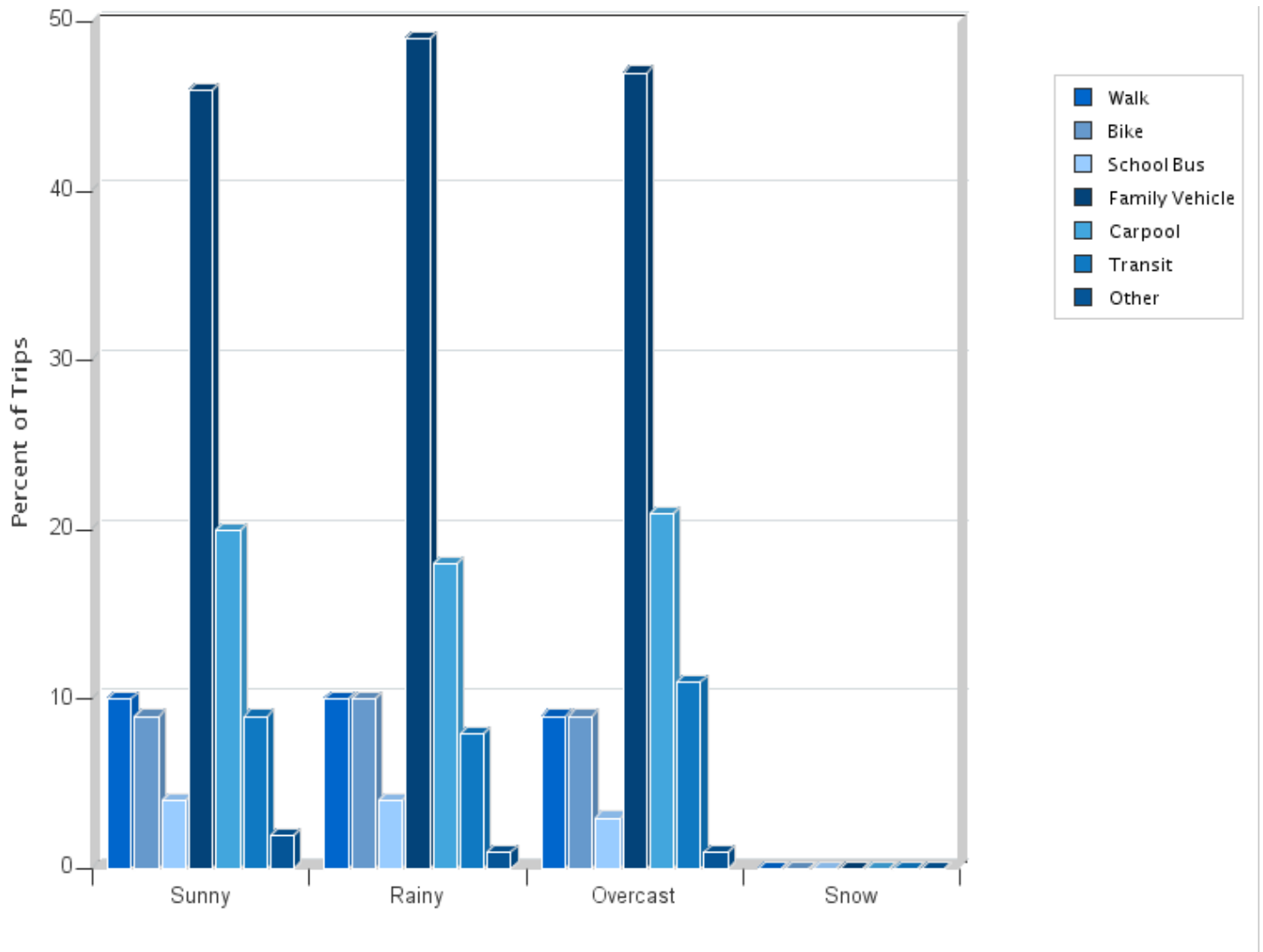


Morning and Afternoon Travel Mode Comparison by Day

	Number of Trips	Walk	Bike	School Bus	Family Vehicle	Carpool	Transit	Other
Tuesday AM	705	8%	10%	4%	49%	20%	8%	1%
Tuesday PM	665	11%	10%	4%	46%	20%	8%	1%
Wednesday AM	1083	9%	9%	3%	47%	20%	10%	2%
Wednesday PM	1040	11%	9%	3%	47%	20%	9%	1%
Thursday AM	1099	9%	10%	3%	47%	21%	8%	1%
Thursday PM	1019	11%	9%	4%	45%	20%	10%	1%

Percentages may not total 100% due to rounding.

Travel Mode by Weather Conditions



Travel Mode by Weather Condition

Weather Condition	Number of Trips	Walk	Bike	School Bus	Family Vehicle	Carpool	Transit	Other
Sunny	4231	10%	9%	4%	46%	20%	9%	2%
Rainy	668	10%	10%	4%	49%	18%	8%	1%
Overcast	712	9%	9%	3%	47%	21%	11%	0.7%
Snow	0	0%	0%	0%	0%	0%	0%	0%

Percentages may not total 100% due to rounding.