

# Student Travel Tally Report: One School in One Data Collection Period

**School Name:** Reed School

**Set ID:** 29524

**School Group:** Marin Safe Routes to Schools

**Month and Year Collected:** September 2019

**School Enrollment:** 386

**Date Report Generated:** 11/05/2019

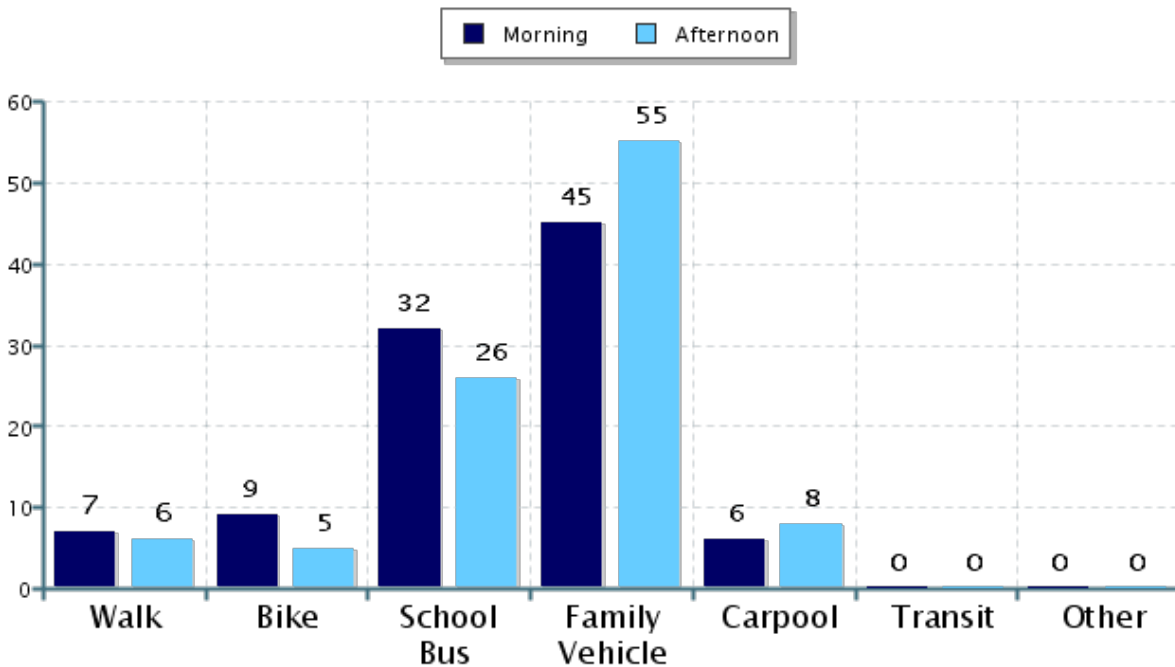
**% of Students reached by SRTS activities:** Don't Know

**Tags:**

**Number of Classrooms  
Included in Report:** 15

This report contains information from your school's classrooms about students' trip to and from school. The data used in this report were collected using the in-class Student Travel Tally questionnaire from the National Center for Safe Routes to School.

## Morning and Afternoon Travel Mode Comparison



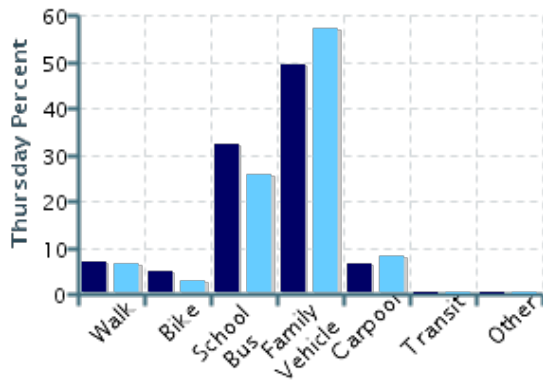
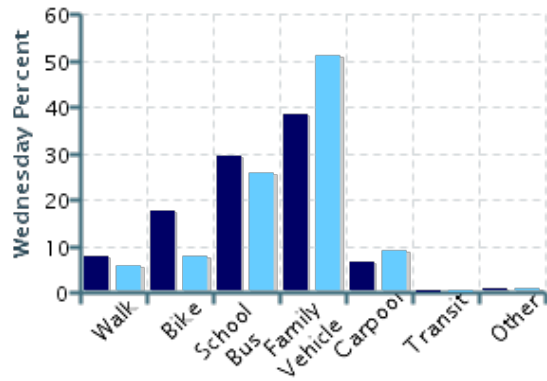
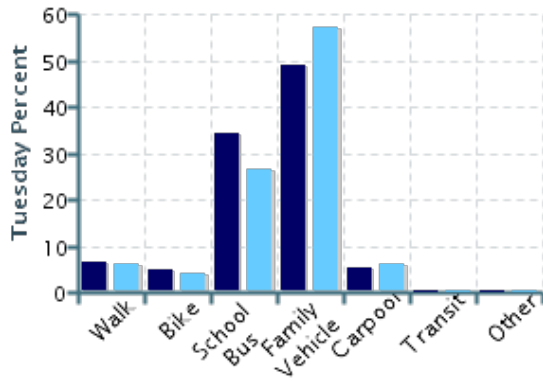
## Morning and Afternoon Travel Mode Comparison

	Number of Trips	Walk	Bike	School Bus	Family Vehicle	Carpool	Transit	Other
Morning	558	7%	9%	32%	45%	6%	0%	0.2%
Afternoon	541	6%	5%	26%	55%	8%	0%	0.2%

Percentages may not total 100% due to rounding.

## Morning and Afternoon Travel Mode Comparison by Day

■ Morning ■ Afternoon

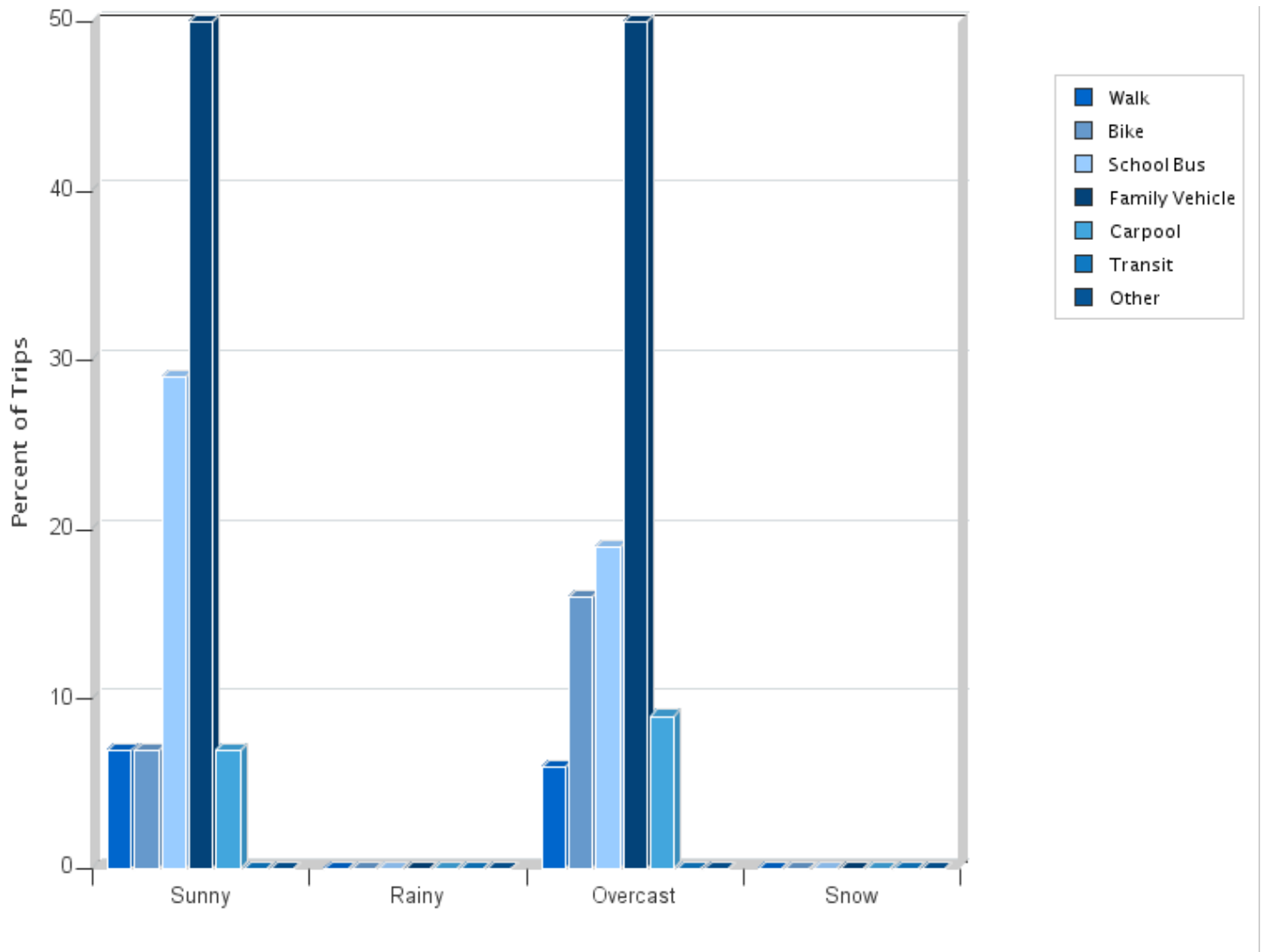


## Morning and Afternoon Travel Mode Comparison by Day

	Number of Trips	Walk	Bike	School Bus	Family Vehicle	Carpool	Transit	Other
Tuesday AM	167	7%	5%	34%	49%	5%	0%	0%
Tuesday PM	147	6%	4%	27%	57%	6%	0%	0%
Wednesday AM	205	8%	18%	29%	39%	6%	0%	0.5%
Wednesday PM	207	6%	8%	26%	51%	9%	0%	0.5%
Thursday AM	186	7%	5%	32%	49%	6%	0%	0%
Thursday PM	187	6%	3%	26%	57%	8%	0%	0%

Percentages may not total 100% due to rounding.

### Travel Mode by Weather Conditions



### Travel Mode by Weather Condition

Weather Condition	Number of Trips	Walk	Bike	School Bus	Family Vehicle	Carpool	Transit	Other
Sunny	1067	7%	7%	29%	50%	7%	0%	0.2%
Rainy	0	0%	0%	0%	0%	0%	0%	0%
Overcast	32	6%	16%	19%	50%	9%	0%	0%
Snow	0	0%	0%	0%	0%	0%	0%	0%

Percentages may not total 100% due to rounding.