

# Student Travel Tally Report: One School in One Data Collection Period

**School Name:** Ross Valley Charter

**Set ID:** 28333

**School Group:** Marin Safe Routes to Schools

**Month and Year Collected:** May 2019

**School Enrollment:** 136

**Date Report Generated:** 06/05/2019

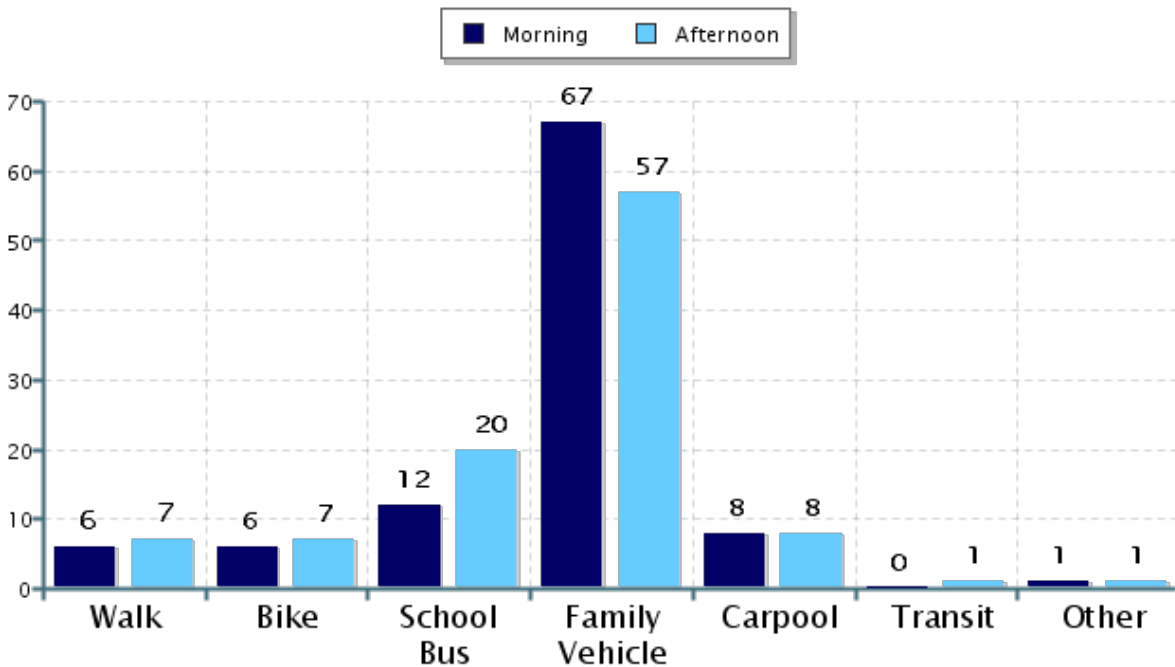
**% of Students reached by SRTS activities:** Don't Know

**Tags:**

**Number of Classrooms  
Included in Report:** 9

This report contains information from your school's classrooms about students' trip to and from school. The data used in this report were collected using the in-class Student Travel Tally questionnaire from the National Center for Safe Routes to School.

## Morning and Afternoon Travel Mode Comparison



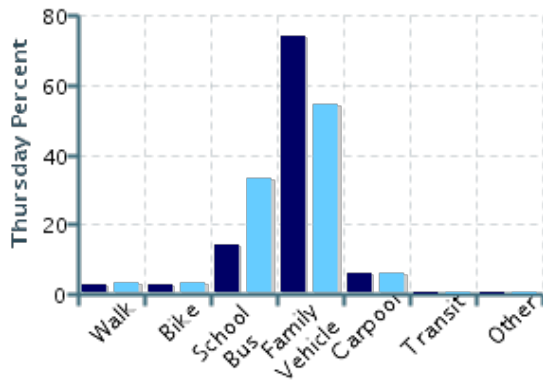
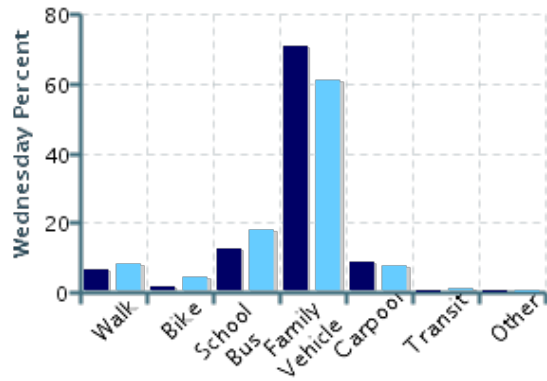
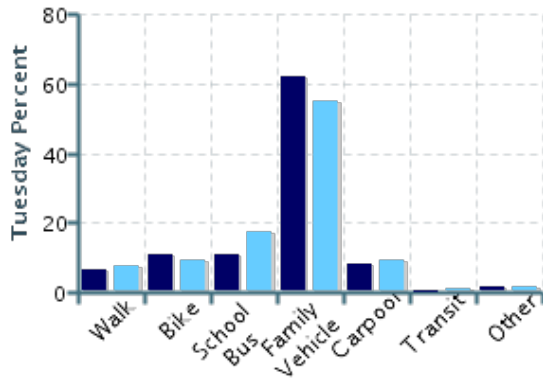
## Morning and Afternoon Travel Mode Comparison

	Number of Trips	Walk	Bike	School Bus	Family Vehicle	Carpool	Transit	Other
Morning	348	6%	6%	12%	67%	8%	0%	0.9%
Afternoon	261	7%	7%	20%	57%	8%	0.8%	0.8%

Percentages may not total 100% due to rounding.

## Morning and Afternoon Travel Mode Comparison by Day

■ Morning      ■ Afternoon

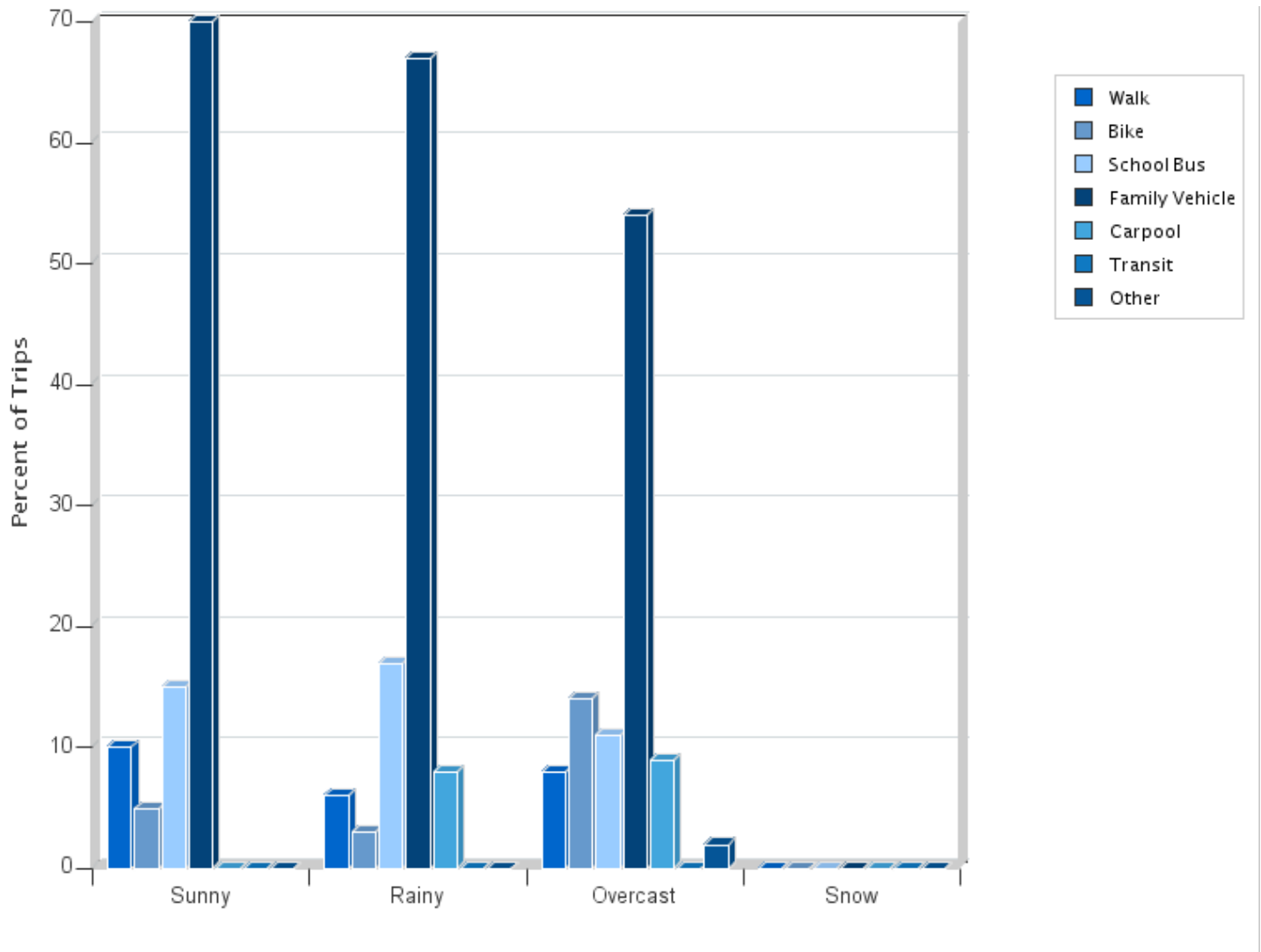


## Morning and Afternoon Travel Mode Comparison by Day

	Number of Trips	Walk	Bike	School Bus	Family Vehicle	Carpool	Transit	Other
Tuesday AM	175	6%	11%	11%	62%	8%	0%	2%
Tuesday PM	133	8%	9%	17%	55%	9%	0.8%	2%
Wednesday AM	138	7%	1%	12%	71%	9%	0%	0%
Wednesday PM	95	8%	4%	18%	61%	7%	1%	0%
Thursday AM	35	3%	3%	14%	74%	6%	0%	0%
Thursday PM	33	3%	3%	33%	55%	6%	0%	0%

Percentages may not total 100% due to rounding.

### Travel Mode by Weather Conditions



### Travel Mode by Weather Condition

Weather Condition	Number of Trips	Walk	Bike	School Bus	Family Vehicle	Carpool	Transit	Other
Sunny	20	10%	5%	15%	70%	0%	0%	0%
Rainy	387	6%	3%	17%	67%	8%	0.3%	0%
Overcast	202	8%	14%	11%	54%	9%	0.5%	2%
Snow	0	0%	0%	0%	0%	0%	0%	0%

Percentages may not total 100% due to rounding.