

Student Travel Tally Report: One School in One Data Collection Period

School Name: San Ramon Elementary School

Set ID: 28339

School Group: Marin Safe Routes to Schools

Month and Year Collected: May 2019

School Enrollment: 470

Date Report Generated: 06/05/2019

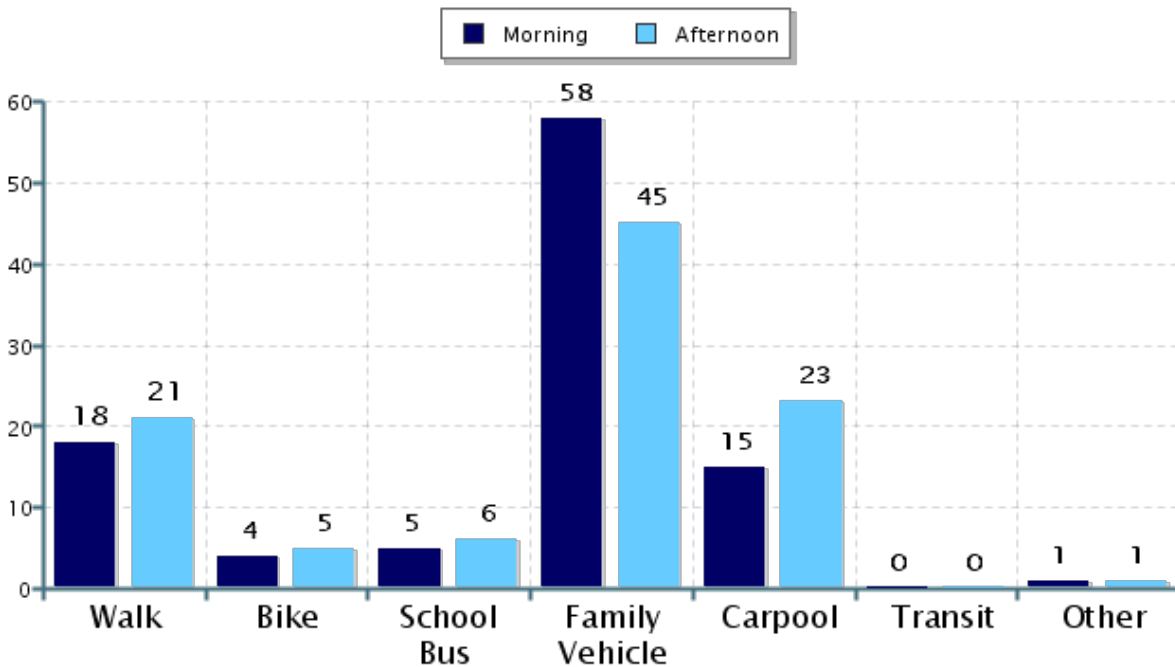
% of Students reached by SRTS activities: Don't Know

Tags:

**Number of Classrooms
Included in Report:** 13

This report contains information from your school's classrooms about students' trip to and from school. The data used in this report were collected using the in-class Student Travel Tally questionnaire from the National Center for Safe Routes to School.

Morning and Afternoon Travel Mode Comparison



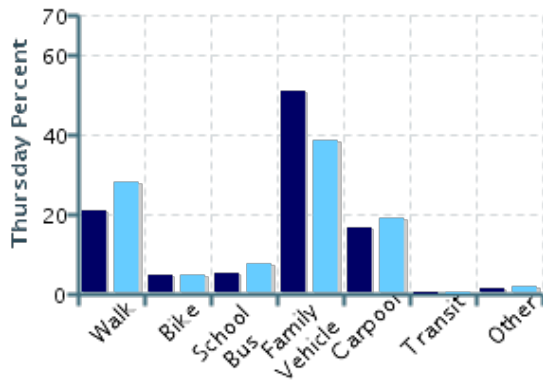
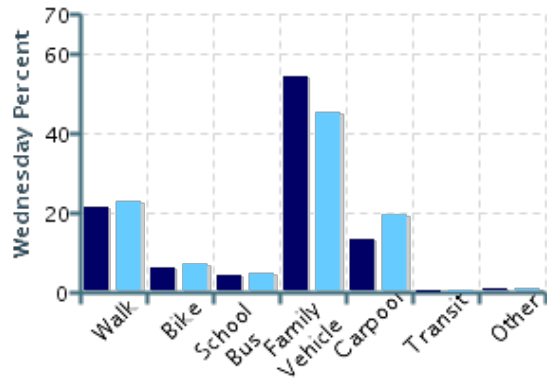
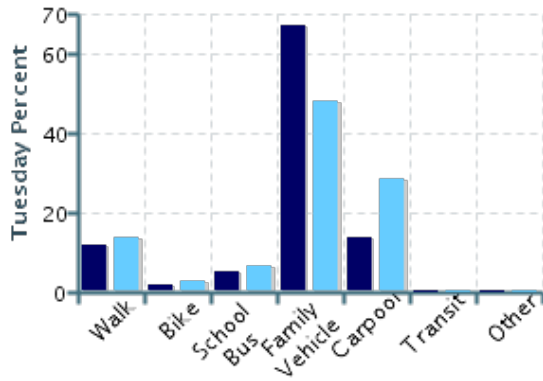
Morning and Afternoon Travel Mode Comparison

	Number of Trips	Walk	Bike	School Bus	Family Vehicle	Carpool	Transit	Other
Morning	464	18%	4%	5%	58%	15%	0%	0.6%
Afternoon	381	21%	5%	6%	45%	23%	0%	0.8%

Percentages may not total 100% due to rounding.

Morning and Afternoon Travel Mode Comparison by Day

■ Morning ■ Afternoon

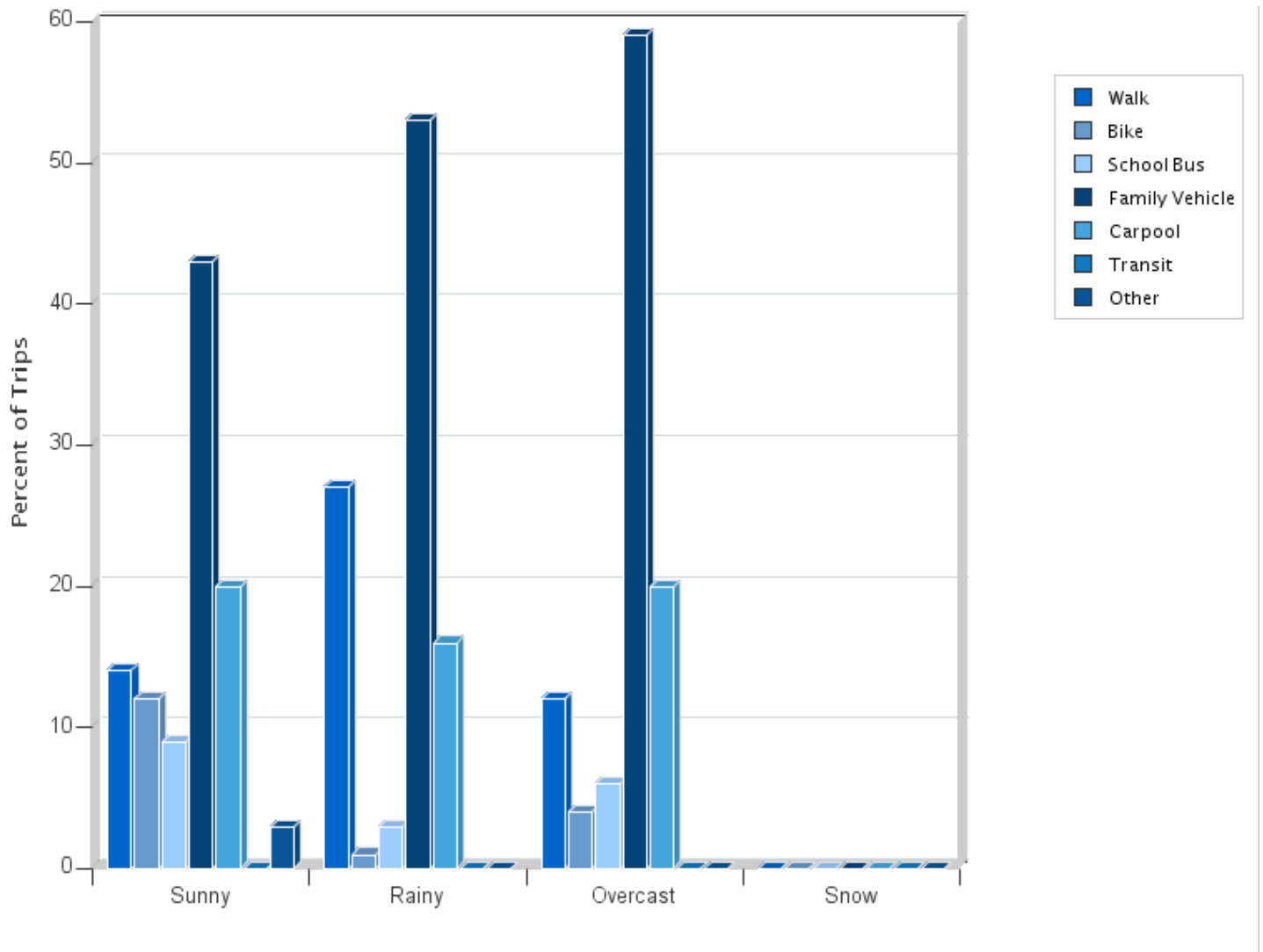


Morning and Afternoon Travel Mode Comparison by Day

	Number of Trips	Walk	Bike	School Bus	Family Vehicle	Carpool	Transit	Other
Tuesday AM	167	12%	2%	5%	67%	14%	0%	0%
Tuesday PM	147	14%	3%	7%	48%	29%	0%	0%
Wednesday AM	148	22%	6%	4%	54%	14%	0%	0.7%
Wednesday PM	128	23%	7%	5%	45%	20%	0%	0.8%
Thursday AM	149	21%	5%	5%	51%	17%	0%	1%
Thursday PM	106	28%	5%	8%	39%	19%	0%	2%

Percentages may not total 100% due to rounding.

Travel Mode by Weather Conditions



Travel Mode by Weather Condition

Weather Condition	Number of Trips	Walk	Bike	School Bus	Family Vehicle	Carpool	Transit	Other
Sunny	226	14%	12%	9%	43%	20%	0%	3%
Rainy	376	27%	0.5%	3%	53%	16%	0%	0%
Overcast	243	12%	4%	6%	59%	20%	0%	0%
Snow	0	0%	0%	0%	0%	0%	0%	0%

Percentages may not total 100% due to rounding.