

Student Travel Tally Report: One School in One Data Collection Period

School Name: Sinaloa Middle School

Set ID: 29534

School Group: Marin Safe Routes to Schools

Month and Year Collected: September 2019

School Enrollment: 826

Date Report Generated: 11/05/2019

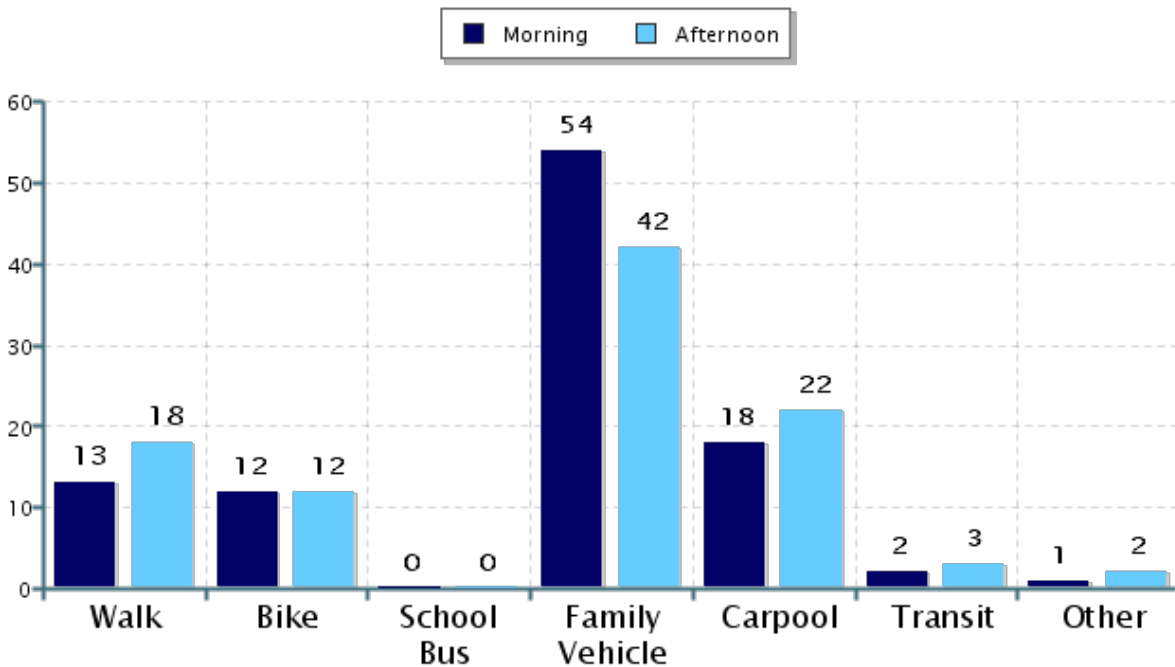
% of Students reached by SRTS activities: Don't Know

Tags:

**Number of Classrooms
Included in Report:** 45

This report contains information from your school's classrooms about students' trip to and from school. The data used in this report were collected using the in-class Student Travel Tally questionnaire from the National Center for Safe Routes to School.

Morning and Afternoon Travel Mode Comparison



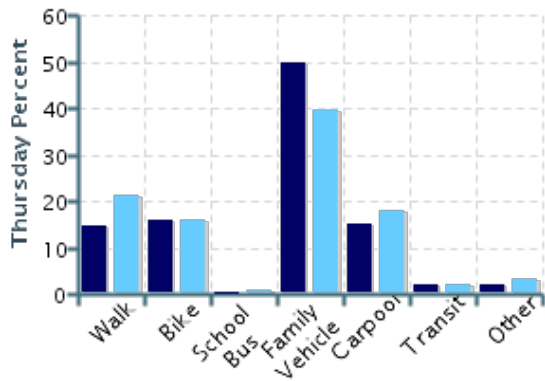
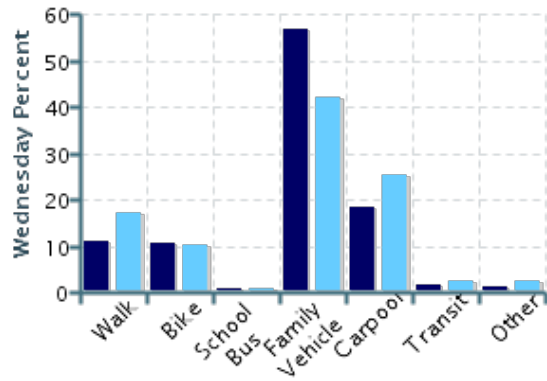
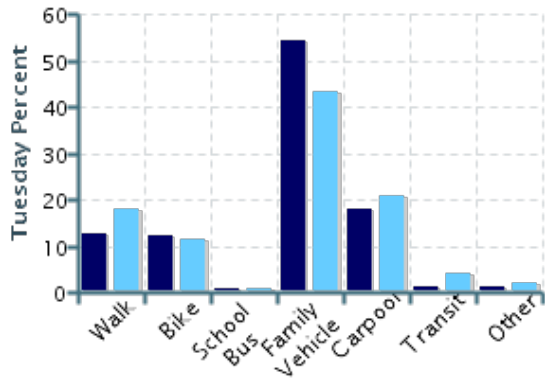
Morning and Afternoon Travel Mode Comparison

	Number of Trips	Walk	Bike	School Bus	Family Vehicle	Carpool	Transit	Other
Morning	1405	13%	12%	0.2%	54%	18%	2%	1%
Afternoon	1142	18%	12%	0.4%	42%	22%	3%	2%

Percentages may not total 100% due to rounding.

Morning and Afternoon Travel Mode Comparison by Day

■ Morning ■ Afternoon

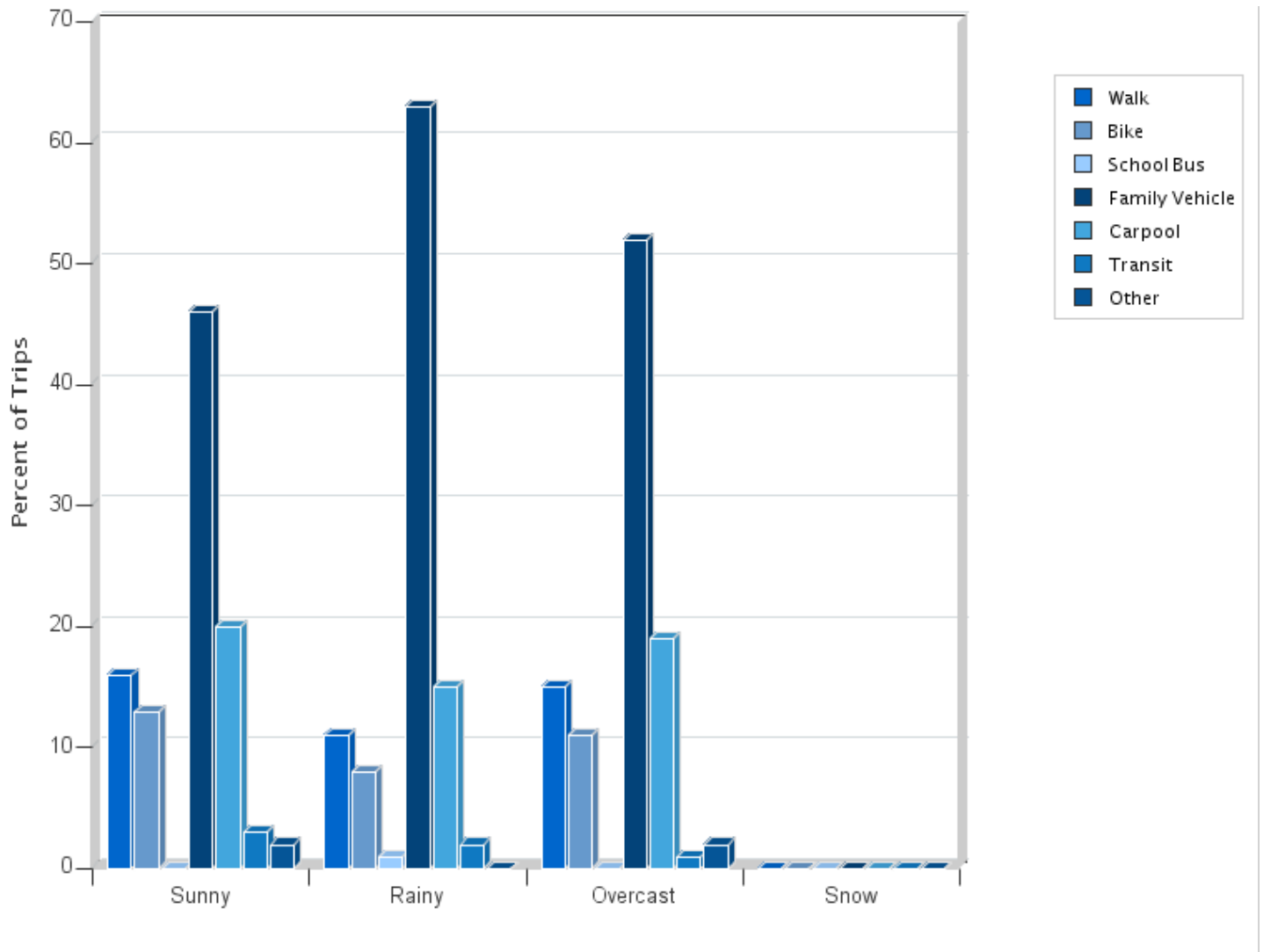


Morning and Afternoon Travel Mode Comparison by Day

	Number of Trips	Walk	Bike	School Bus	Family Vehicle	Carpool	Transit	Other
Tuesday AM	645	13%	12%	0.3%	54%	18%	1%	1%
Tuesday PM	535	18%	11%	0.6%	43%	21%	4%	2%
Wednesday AM	483	11%	11%	0.2%	57%	18%	2%	1%
Wednesday PM	360	17%	10%	0.3%	42%	25%	3%	3%
Thursday AM	277	15%	16%	0%	50%	15%	2%	2%
Thursday PM	247	21%	16%	0.4%	40%	18%	2%	3%

Percentages may not total 100% due to rounding.

Travel Mode by Weather Conditions



Travel Mode by Weather Condition

Weather Condition	Number of Trips	Walk	Bike	School Bus	Family Vehicle	Carpool	Transit	Other
Sunny	1808	16%	13%	0.3%	46%	20%	3%	2%
Rainy	269	11%	8%	0.7%	63%	15%	2%	0%
Overcast	443	15%	11%	0.2%	52%	19%	0.7%	2%
Snow	0	0%	0%	0%	0%	0%	0%	0%

Percentages may not total 100% due to rounding.