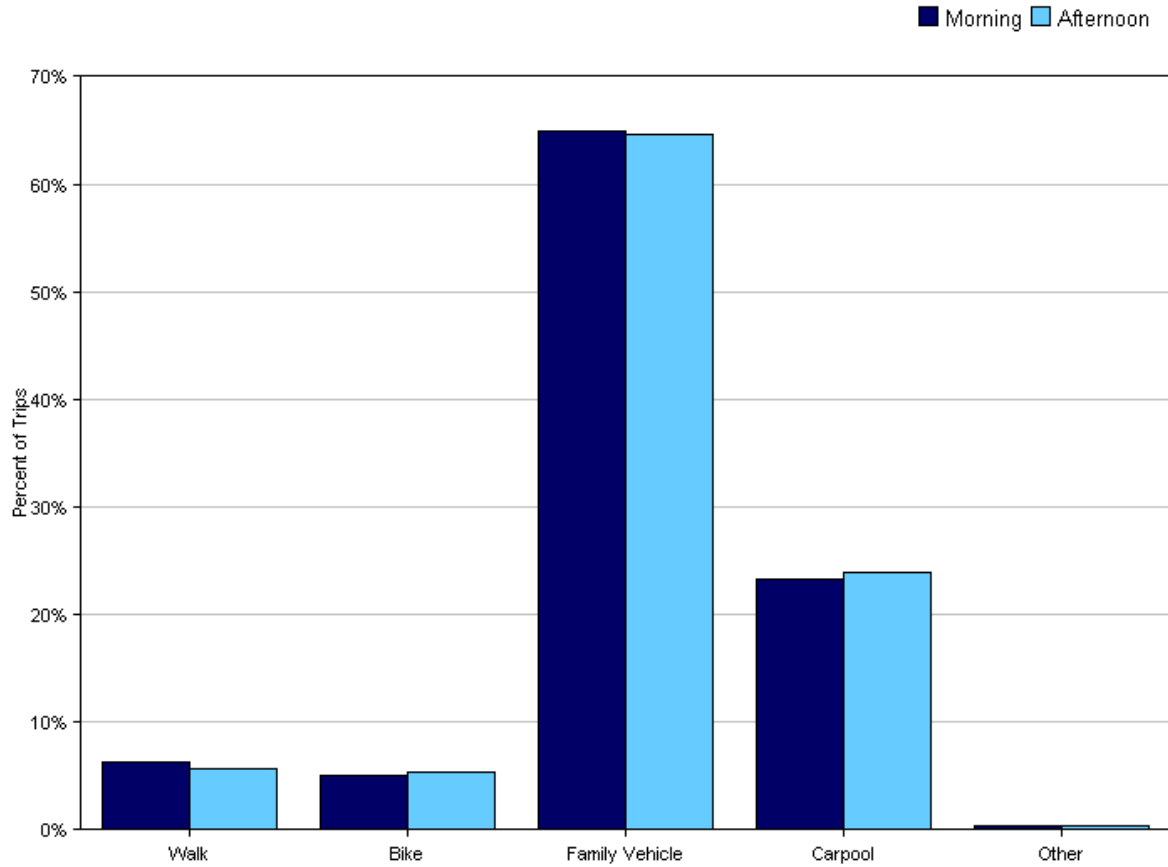


Tally Report Summary

Program Name:	Safe Routes to School	Month and Year Collected:	September 2012
School Name:	St Anselm Catholic	Set ID:	10529
School Enrollment:	271	Date Report Generated:	12/11/2012
Enrollment within Grades Targeted by SRTS Program:	271	Number of Classrooms Included in Report:	3
Number of Classrooms in School:	9		

This report contains information from parents about their children's trip to and from school. The data used in this report were collected using the in-class Student Travel Tally questionnaire from the National Center for Safe Routes to School.

Morning and Afternoon Travel Mode Comparison

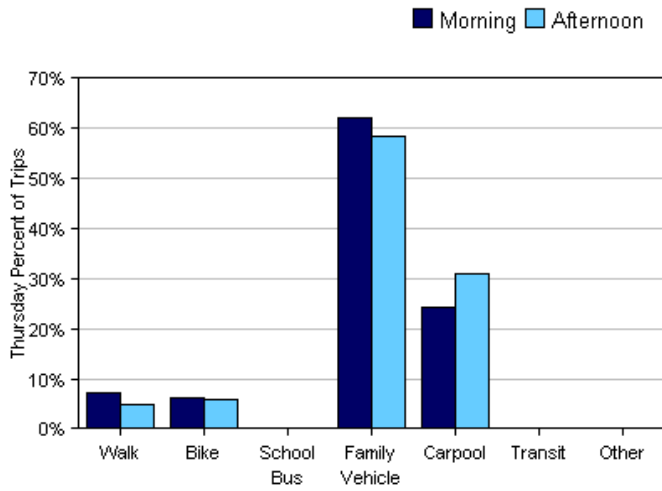
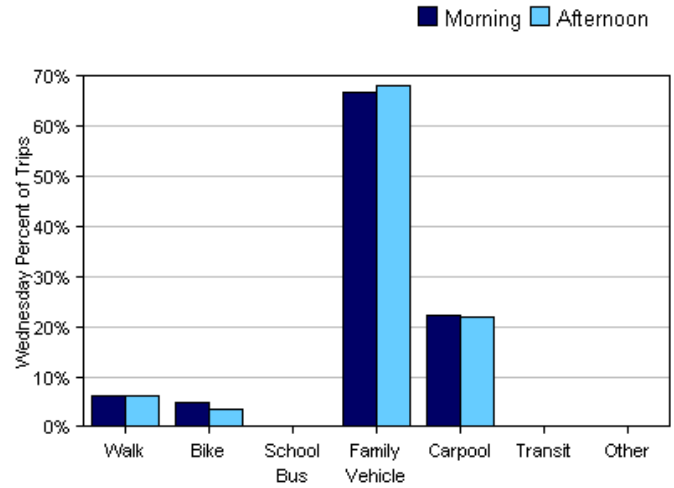
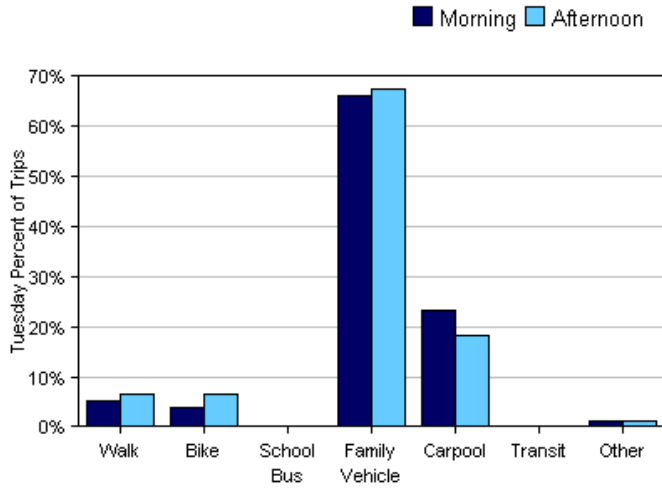


Morning and Afternoon Travel Mode Comparison

	Number of Trips	Walk	Bike	School Bus	Family Vehicle	Carpool	Transit	Other
Morning	240	6%	5%	0%	65%	23%	0%	0.4%
Afternoon	243	6%	5%	0%	65%	24%	0%	0.4%

Percentages may not total 100% due to rounding.

Morning and Afternoon Travel Mode Comparison by Day

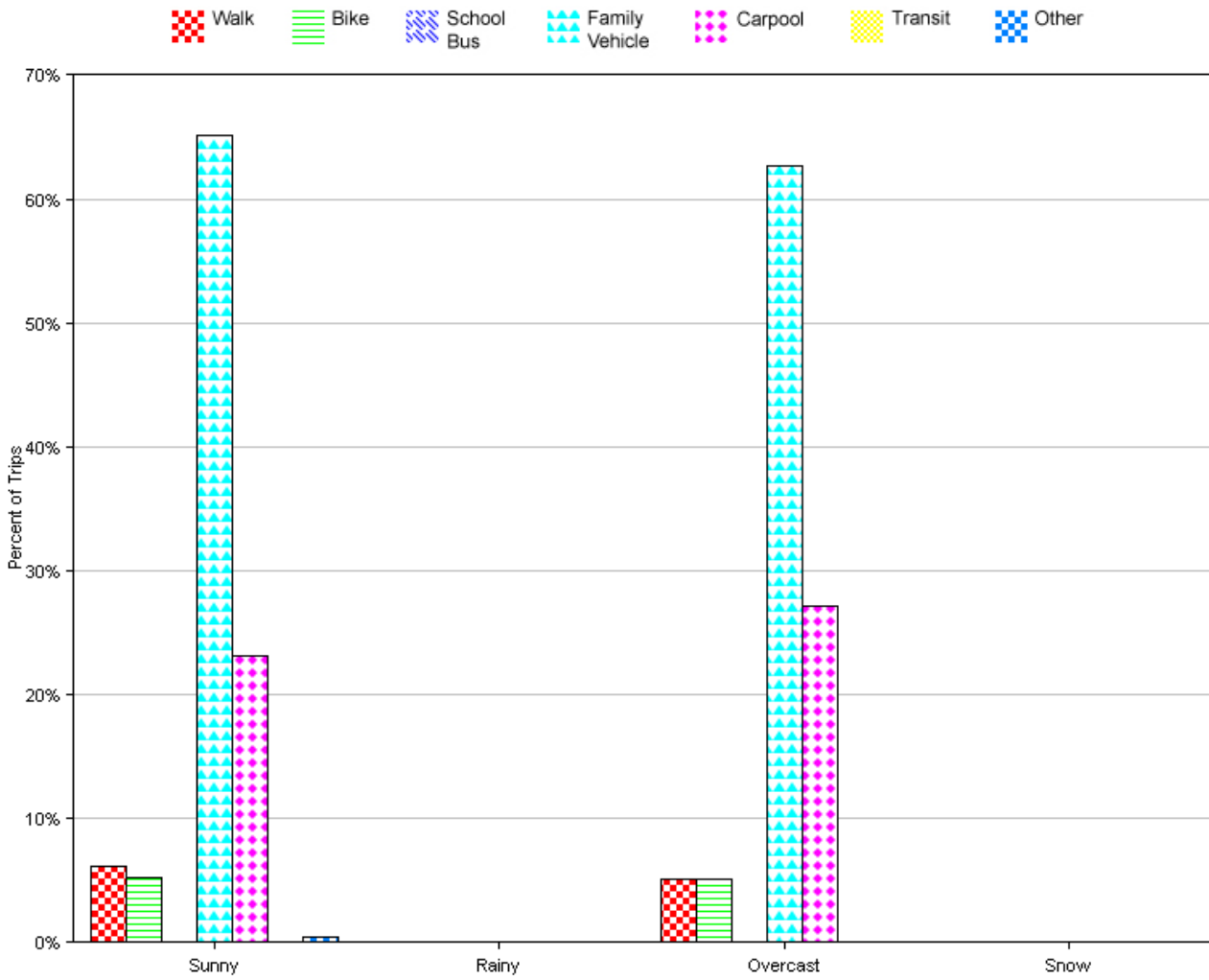


Morning and Afternoon Travel Mode Comparison by Day

	Number of Trips	Walk	Bike	School Bus	Family Vehicle	Carpool	Transit	Other
Tuesday AM	77	5%	4%	0%	66%	23%	0%	1%
Tuesday PM	77	6%	6%	0%	68%	18%	0%	1%
Wednesday AM	81	6%	5%	0%	67%	22%	0%	0%
Wednesday PM	82	6%	4%	0%	68%	22%	0%	0%
Thursday AM	82	7%	6%	0%	62%	24%	0%	0%
Thursday PM	84	5%	6%	0%	58%	31%	0%	0%

Percentages may not total 100% due to rounding.

Travel Mode by Weather Conditions



Travel Mode by Weather Condition

Weather Condition	Number of Trips	Walk	Bike	School Bus	Family Vehicle	Carpool	Transit	Other
Sunny	424	6%	5%	0%	65%	23%	0%	0.5%
Rainy	0	0%	0%	0%	0%	0%	0%	0%
Overcast	59	5%	5%	0%	63%	27%	0%	0%
Snow	0	0%	0%	0%	0%	0%	0%	0%

Percentages may not total 100% due to rounding.