

# Student Travel Tally Report: One School in One Data Collection Period

**School Name:** St Anselm Catholic

**Set ID:** 13243

**School Group:** Safe Routes to School

**Month and Year Collected:** September 2013

**School Enrollment:** 270

**Date Report Generated:** 12/09/2013

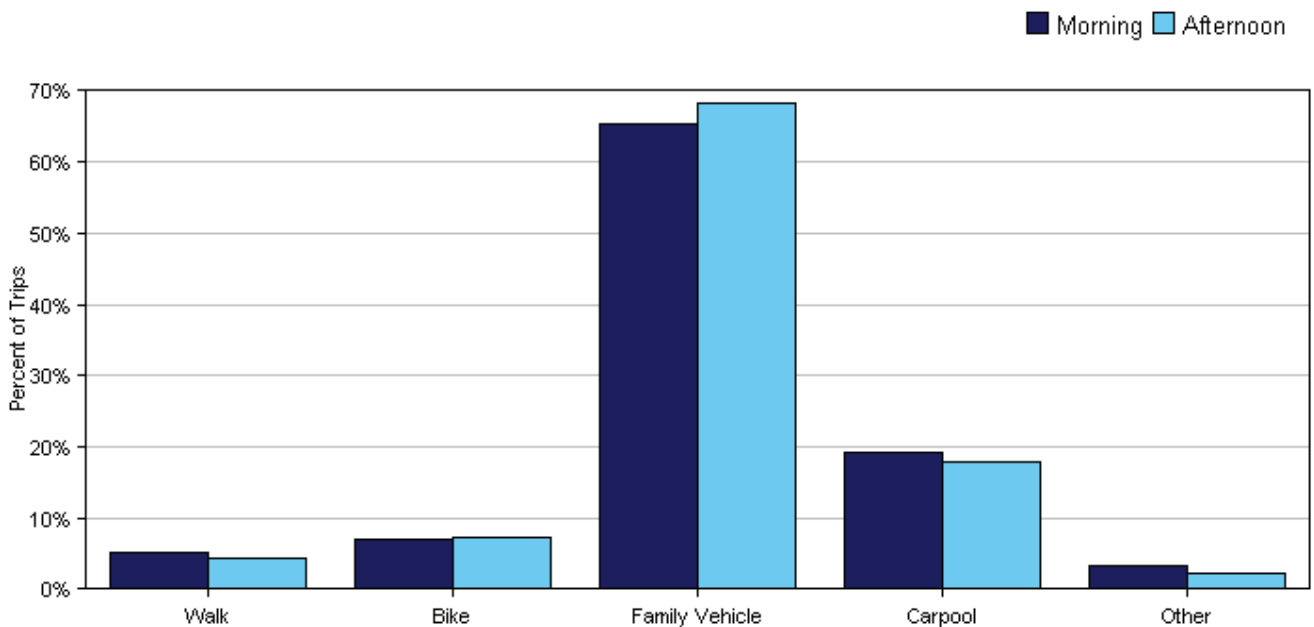
**% of Students reached by SRTS activities:** 76-100%

**Tags:**

**Number of Classrooms  
Included in Report:** 8

This report contains information from your school's classrooms about students' trip to and from school. The data used in this report were collected using the in-class Student Travel Tally questionnaire from the National Center for Safe Routes to School.

## Morning and Afternoon Travel Mode Comparison

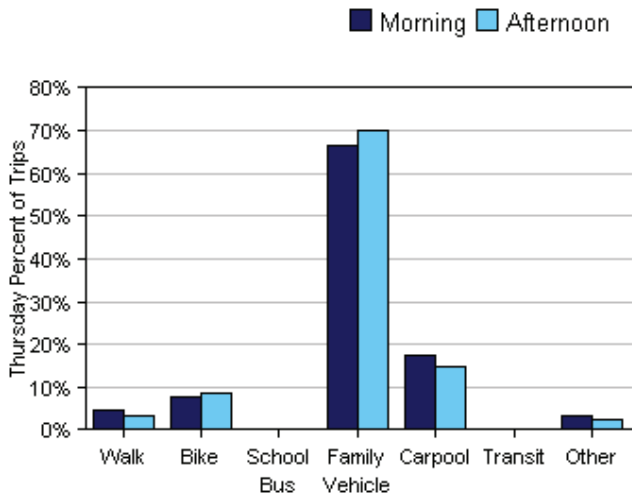
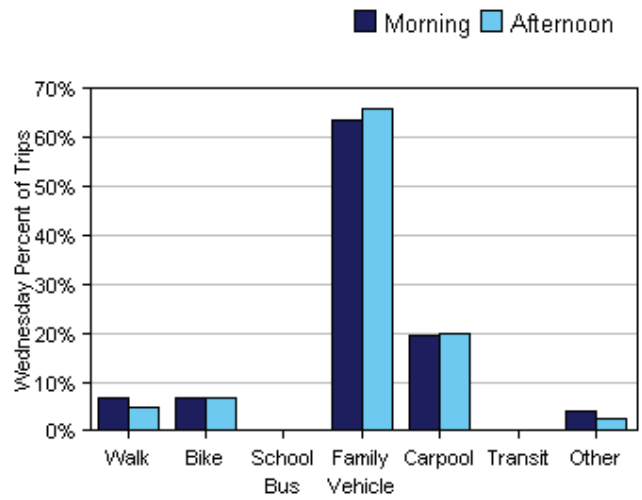
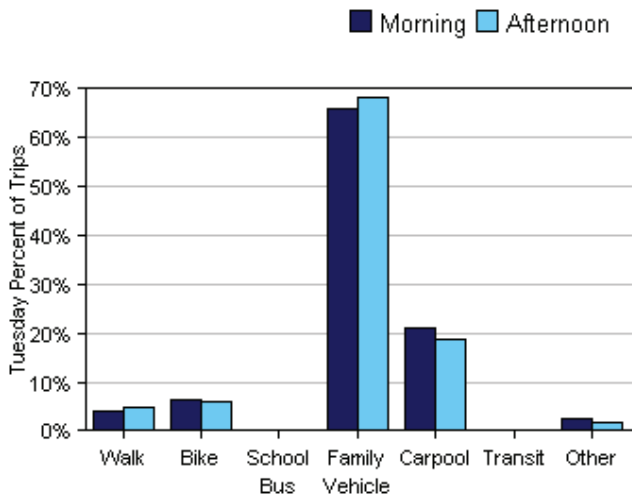


## Morning and Afternoon Travel Mode Comparison

	Number of Trips	Walk	Bike	School Bus	Family Vehicle	Carpool	Transit	Other
Morning	685	5%	7%	0%	65%	19%	0%	3%
Afternoon	683	4%	7%	0%	68%	18%	0%	2%

Percentages may not total 100% due to rounding.

## Morning and Afternoon Travel Mode Comparison by Day

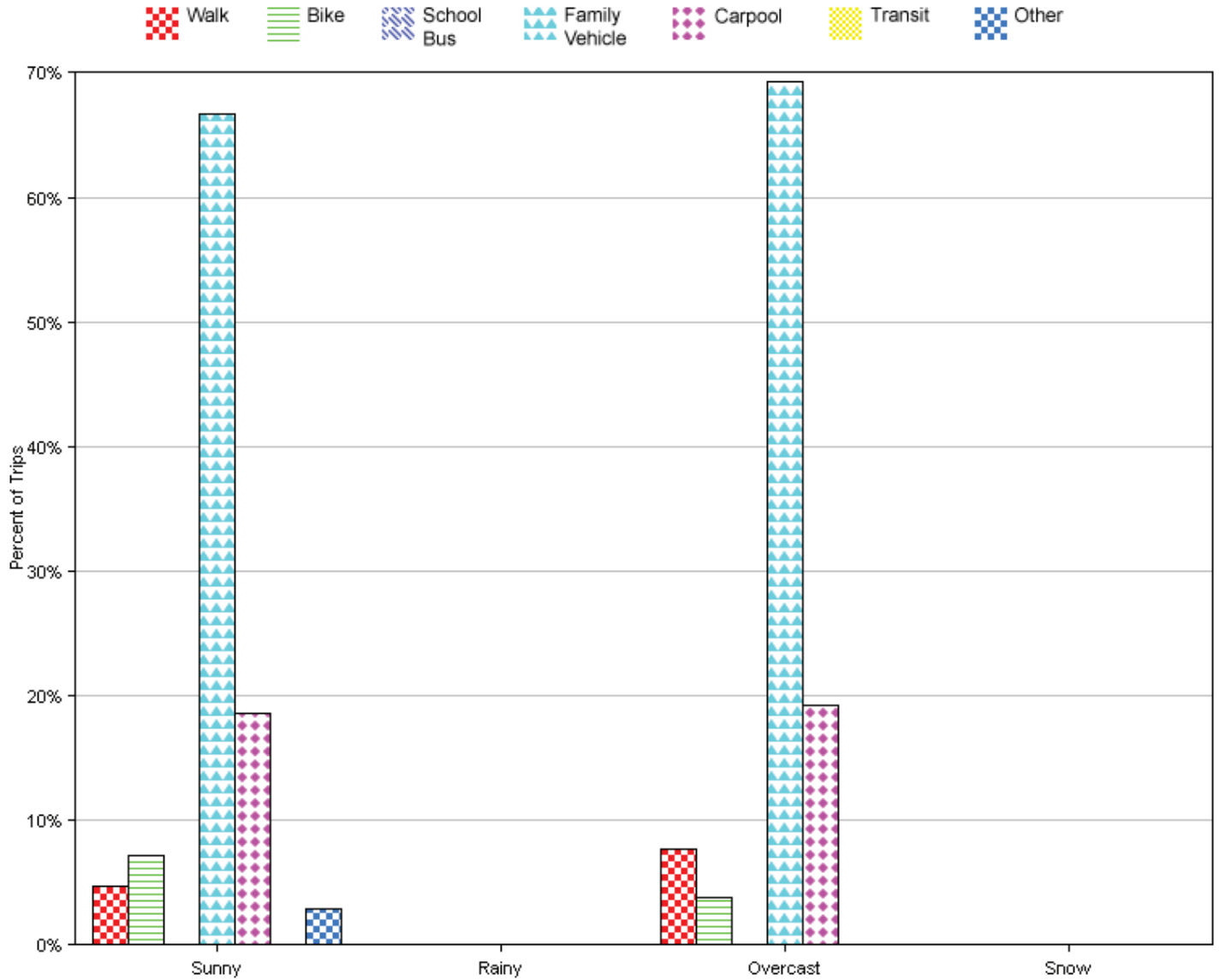


## Morning and Afternoon Travel Mode Comparison by Day

	Number of Trips	Walk	Bike	School Bus	Family Vehicle	Carpool	Transit	Other
Tuesday AM	229	4%	7%	0%	66%	21%	0%	3%
Tuesday PM	228	5%	6%	0%	68%	19%	0%	2%
Wednesday AM	227	7%	7%	0%	63%	19%	0%	4%
Wednesday PM	227	5%	7%	0%	66%	20%	0%	3%
Thursday AM	229	5%	8%	0%	66%	17%	0%	3%
Thursday PM	228	4%	9%	0%	70%	15%	0%	3%

Percentages may not total 100% due to rounding.

## Travel Mode by Weather Conditions



## Travel Mode by Weather Condition

Weather Condition	Number of Trips	Walk	Bike	School Bus	Family Vehicle	Carpool	Transit	Other
Sunny	1342	5%	7%	0%	67%	19%	0%	3%
Rainy	0	0%	0%	0%	0%	0%	0%	0%
Overcast	26	8%	4%	0%	69%	19%	0%	0%
Snow	0	0%	0%	0%	0%	0%	0%	0%

Percentages may not total 100% due to rounding.