

# Student Travel Tally Report: One School in One Data Collection Period

**School Name:** St Anselm Catholic

**Set ID:** 15955

**School Group:** Safe Routes to School

**Month and Year Collected:** September 2014

**School Enrollment:** 270

**Date Report Generated:** 12/02/2014

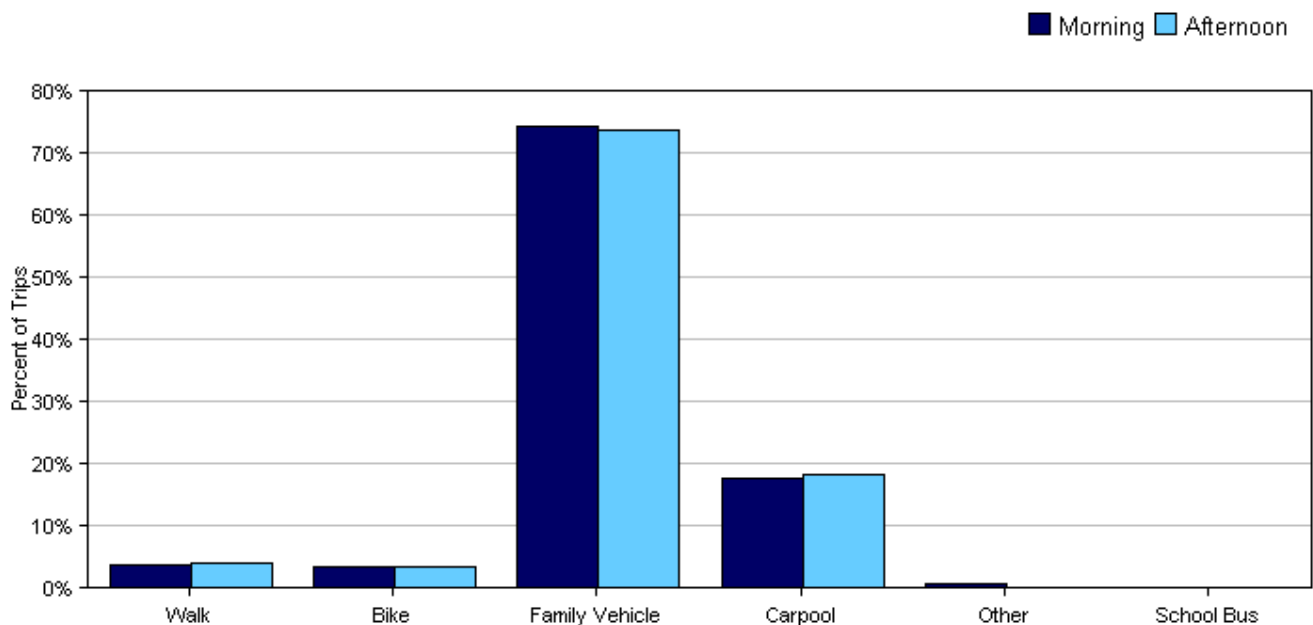
**% of Students reached by SRTS activities:** Don't Know

**Tags:**

**Number of Classrooms  
Included in Report:** 13

This report contains information from your school's classrooms about students' trip to and from school. The data used in this report were collected using the in-class Student Travel Tally questionnaire from the National Center for Safe Routes to School.

## Morning and Afternoon Travel Mode Comparison

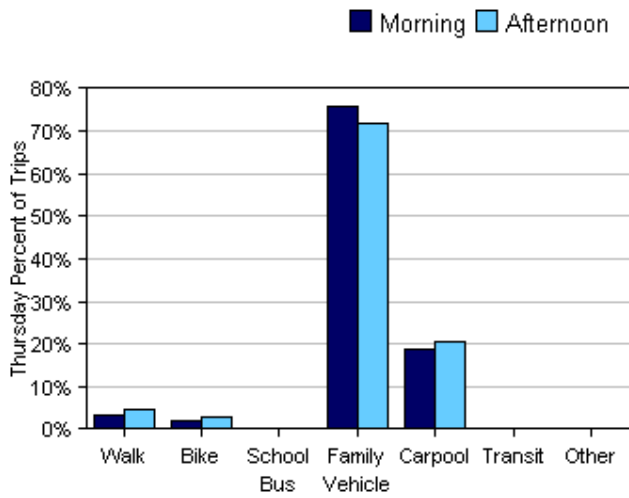
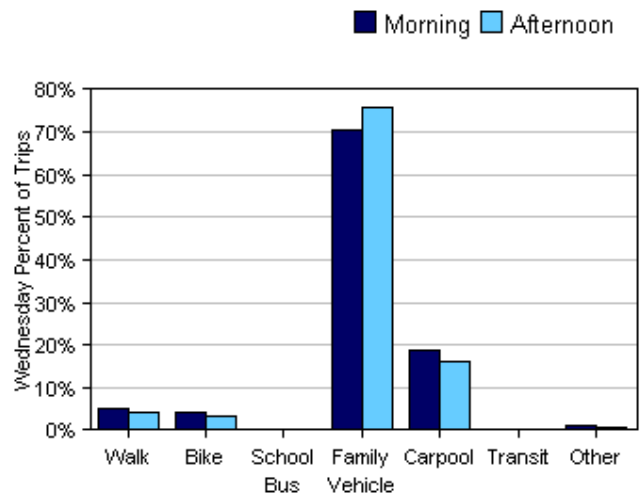
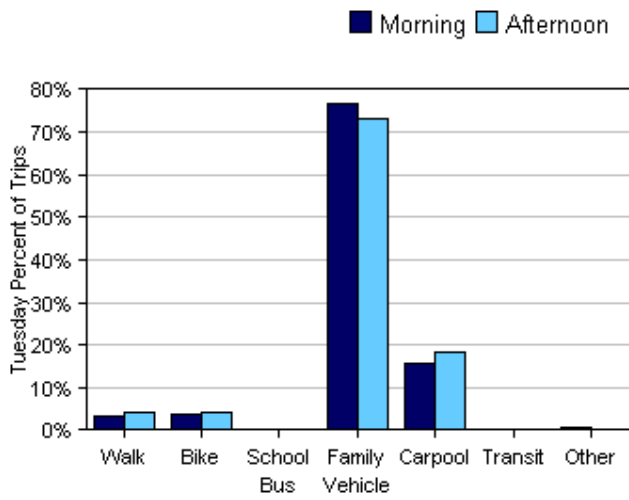


## Morning and Afternoon Travel Mode Comparison

	Number of Trips	Walk	Bike	School Bus	Family Vehicle	Carpool	Transit	Other
Morning	1118	4%	3%	0%	74%	18%	0%	0.6%
Afternoon	1118	4%	3%	0.1%	74%	18%	0%	0.3%

Percentages may not total 100% due to rounding.

## Morning and Afternoon Travel Mode Comparison by Day

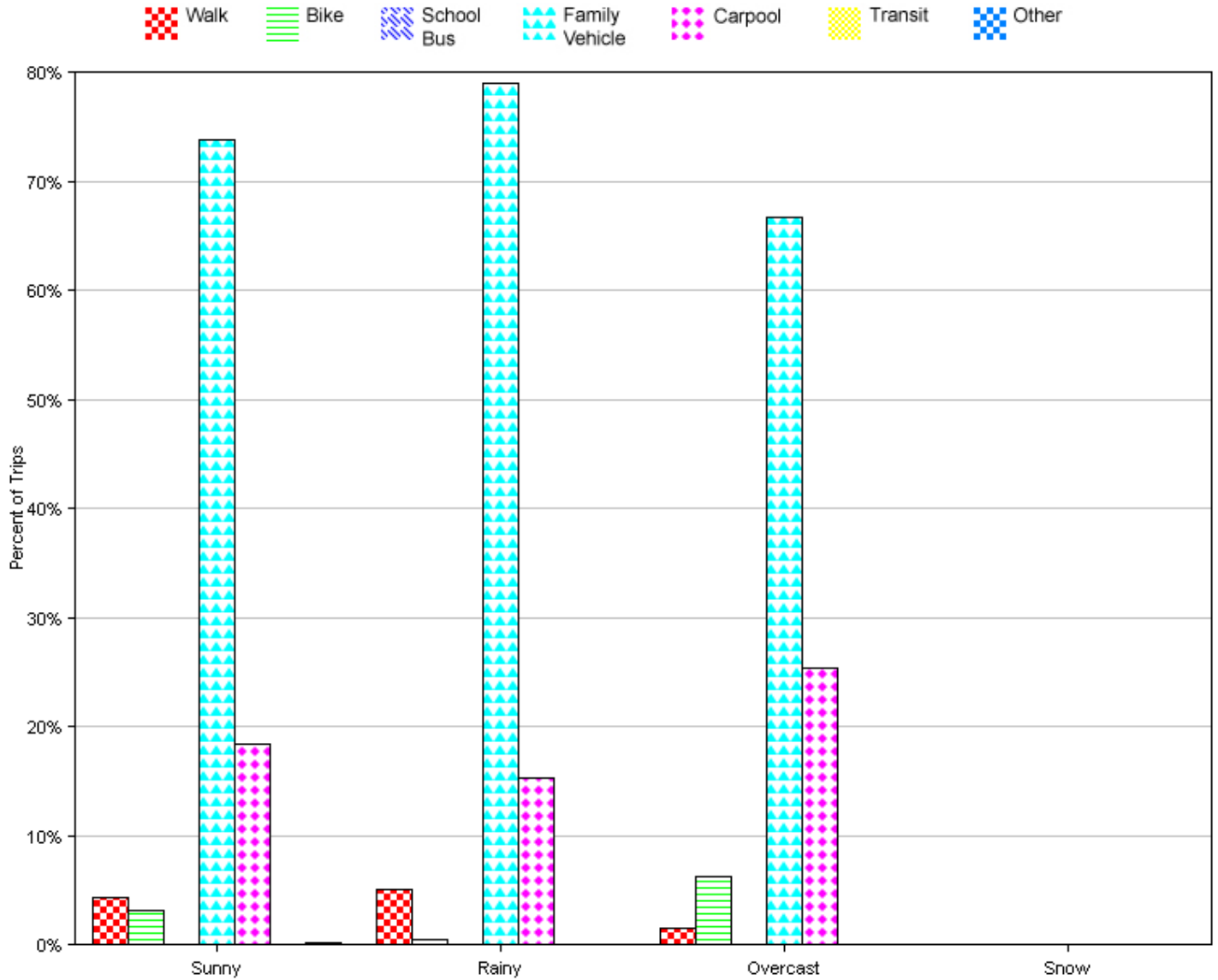


## Morning and Afternoon Travel Mode Comparison by Day

	Number of Trips	Walk	Bike	School Bus	Family Vehicle	Carpool	Transit	Other
Tuesday AM	379	3%	4%	0%	77%	16%	0%	0.5%
Tuesday PM	373	4%	4%	0%	73%	18%	0%	0.3%
Wednesday AM	372	5%	4%	0%	71%	19%	0%	1%
Wednesday PM	375	4%	3%	0%	76%	16%	0%	0.5%
Thursday AM	367	3%	2%	0%	76%	19%	0%	0.3%
Thursday PM	370	5%	3%	0.3%	72%	21%	0%	0%

Percentages may not total 100% due to rounding.

## Travel Mode by Weather Conditions



## Travel Mode by Weather Condition

Weather Condition	Number of Trips	Walk	Bike	School Bus	Family Vehicle	Carpool	Transit	Other
Sunny	1767	4%	3%	0.1%	74%	18%	0%	0.2%
Rainy	196	5%	0.5%	0%	79%	15%	0%	0%
Overcast	63	2%	6%	0%	67%	25%	0%	0%
Snow	0	0%	0%	0%	0%	0%	0%	0%

Percentages may not total 100% due to rounding.