

# Student Travel Tally Report: One School in One Data Collection Period

**School Name:** St Anselm Catholic

**Set ID:** 28342

**School Group:** Marin Safe Routes to Schools

**Month and Year Collected:** May 2019

**School Enrollment:** 270

**Date Report Generated:** 06/05/2019

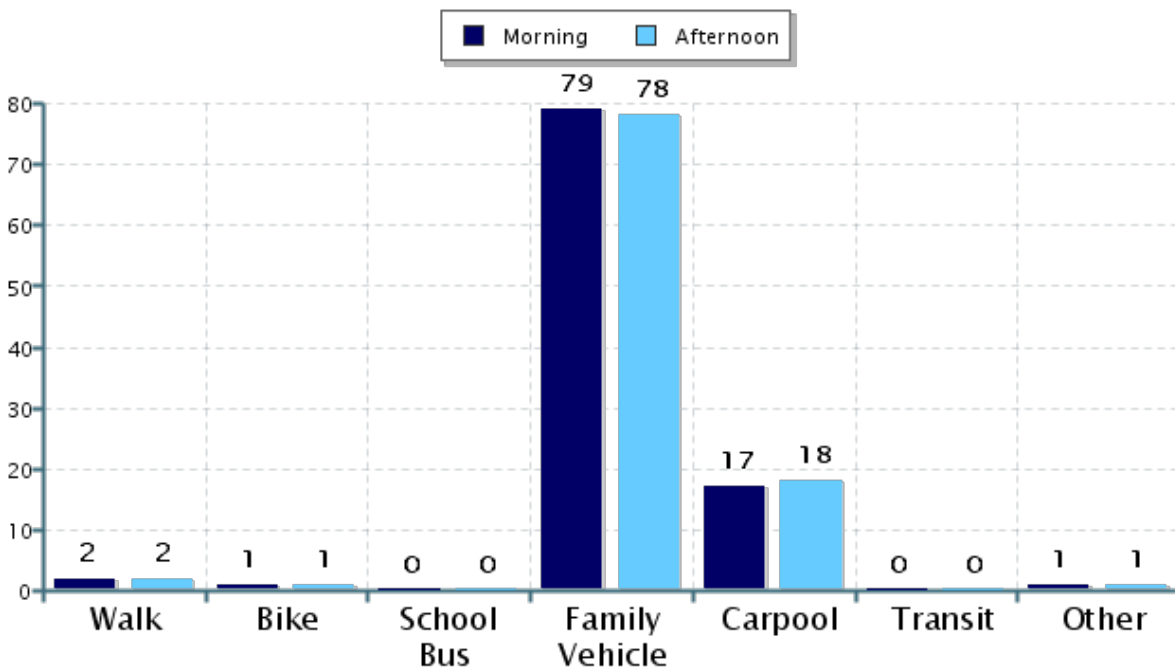
**% of Students reached by SRTS activities:** Don't Know

**Tags:**

**Number of Classrooms  
Included in Report:** 4

This report contains information from your school's classrooms about students' trip to and from school. The data used in this report were collected using the in-class Student Travel Tally questionnaire from the National Center for Safe Routes to School.

## Morning and Afternoon Travel Mode Comparison



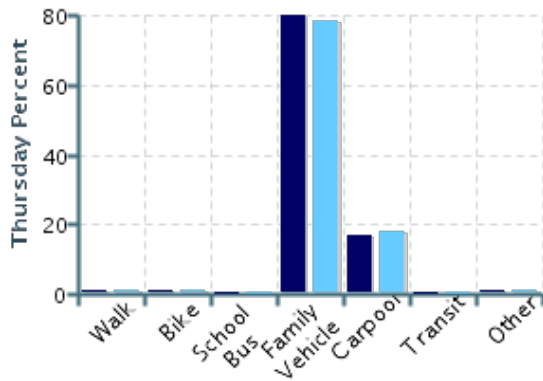
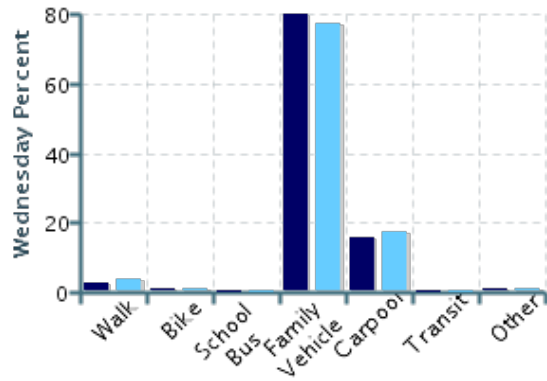
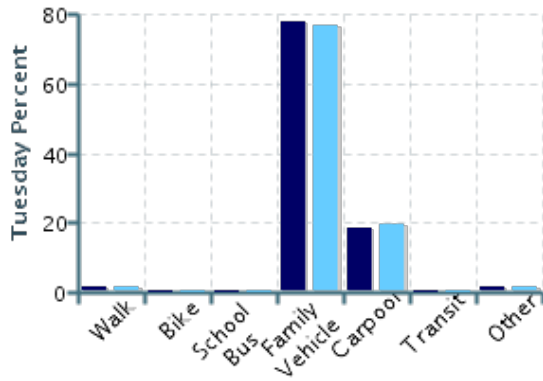
## Morning and Afternoon Travel Mode Comparison

	Number of Trips	Walk	Bike	School Bus	Family Vehicle	Carpool	Transit	Other
Morning	306	2%	0.7%	0%	79%	17%	0%	1%
Afternoon	307	2%	0.7%	0%	78%	18%	0%	1%

Percentages may not total 100% due to rounding.

## Morning and Afternoon Travel Mode Comparison by Day

■ Morning ■ Afternoon

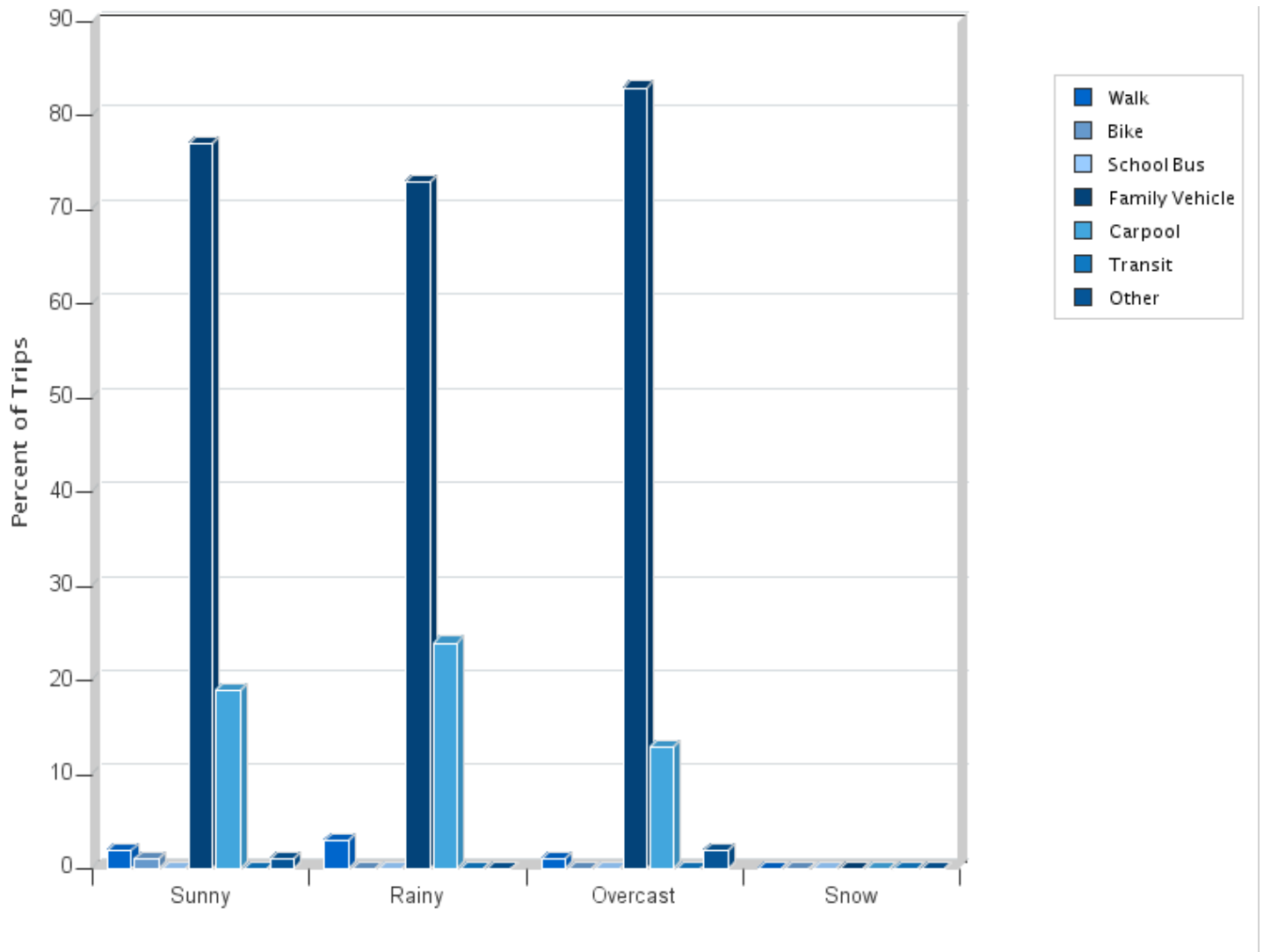


## Morning and Afternoon Travel Mode Comparison by Day

	Number of Trips	Walk	Bike	School Bus	Family Vehicle	Carpool	Transit	Other
Tuesday AM	113	2%	0%	0%	78%	19%	0%	2%
Tuesday PM	113	2%	0%	0%	77%	19%	0%	2%
Wednesday AM	109	3%	0.9%	0%	80%	16%	0%	0.9%
Wednesday PM	110	4%	0.9%	0%	77%	17%	0%	0.9%
Thursday AM	84	1%	1%	0%	80%	17%	0%	1%
Thursday PM	84	1%	1%	0%	79%	18%	0%	1%

Percentages may not total 100% due to rounding.

## Travel Mode by Weather Conditions



## Travel Mode by Weather Condition

Weather Condition	Number of Trips	Walk	Bike	School Bus	Family Vehicle	Carpool	Transit	Other
Sunny	379	2%	1%	0%	77%	19%	0%	1%
Rainy	59	3%	0%	0%	73%	24%	0%	0%
Overcast	175	1%	0%	0%	83%	13%	0%	2%
Snow	0	0%	0%	0%	0%	0%	0%	0%

Percentages may not total 100% due to rounding.