

Student Travel Tally Report: One School in One Data Collection Period

School Name: Sun Valley

Set ID: 28346

School Group: Marin Safe Routes to Schools

Month and Year Collected: May 2019

School Enrollment: 504

Date Report Generated: 06/06/2019

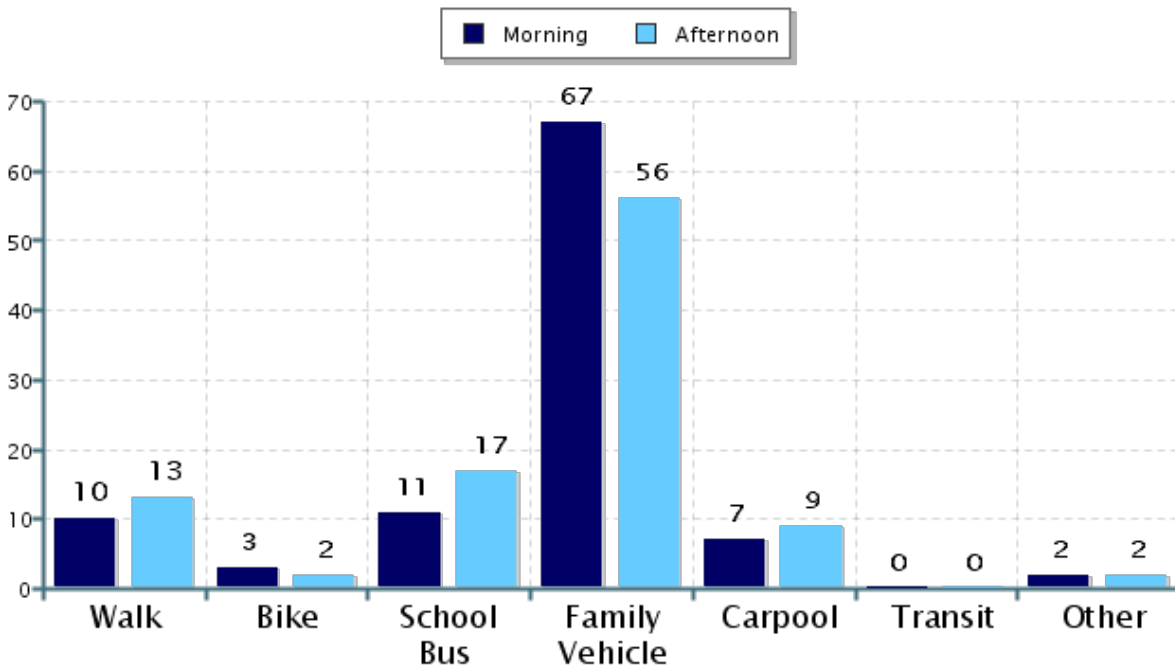
% of Students reached by SRTS activities: Don't Know

Tags:

**Number of Classrooms
Included in Report:** 19

This report contains information from your school's classrooms about students' trip to and from school. The data used in this report were collected using the in-class Student Travel Tally questionnaire from the National Center for Safe Routes to School.

Morning and Afternoon Travel Mode Comparison



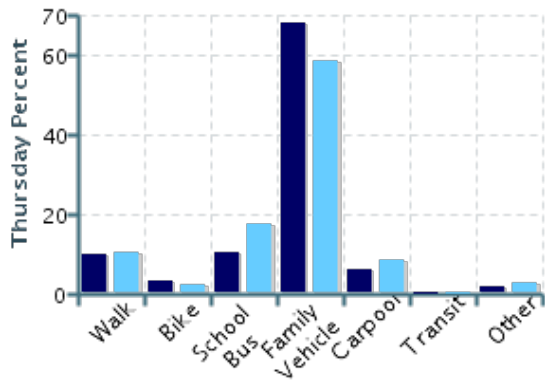
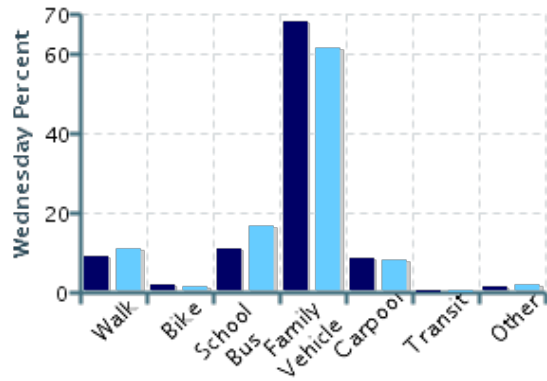
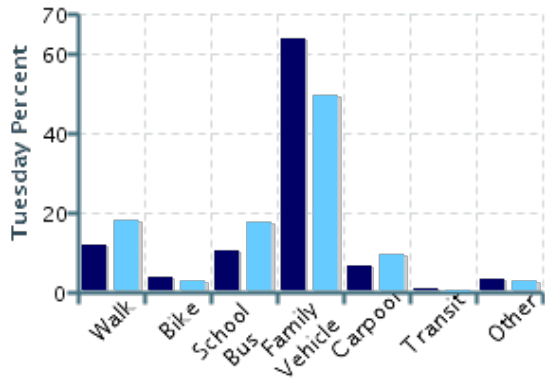
Morning and Afternoon Travel Mode Comparison

	Number of Trips	Walk	Bike	School Bus	Family Vehicle	Carpool	Transit	Other
Morning	1285	10%	3%	11%	67%	7%	0.1%	2%
Afternoon	1253	13%	2%	17%	56%	9%	0%	2%

Percentages may not total 100% due to rounding.

Morning and Afternoon Travel Mode Comparison by Day

■ Morning ■ Afternoon

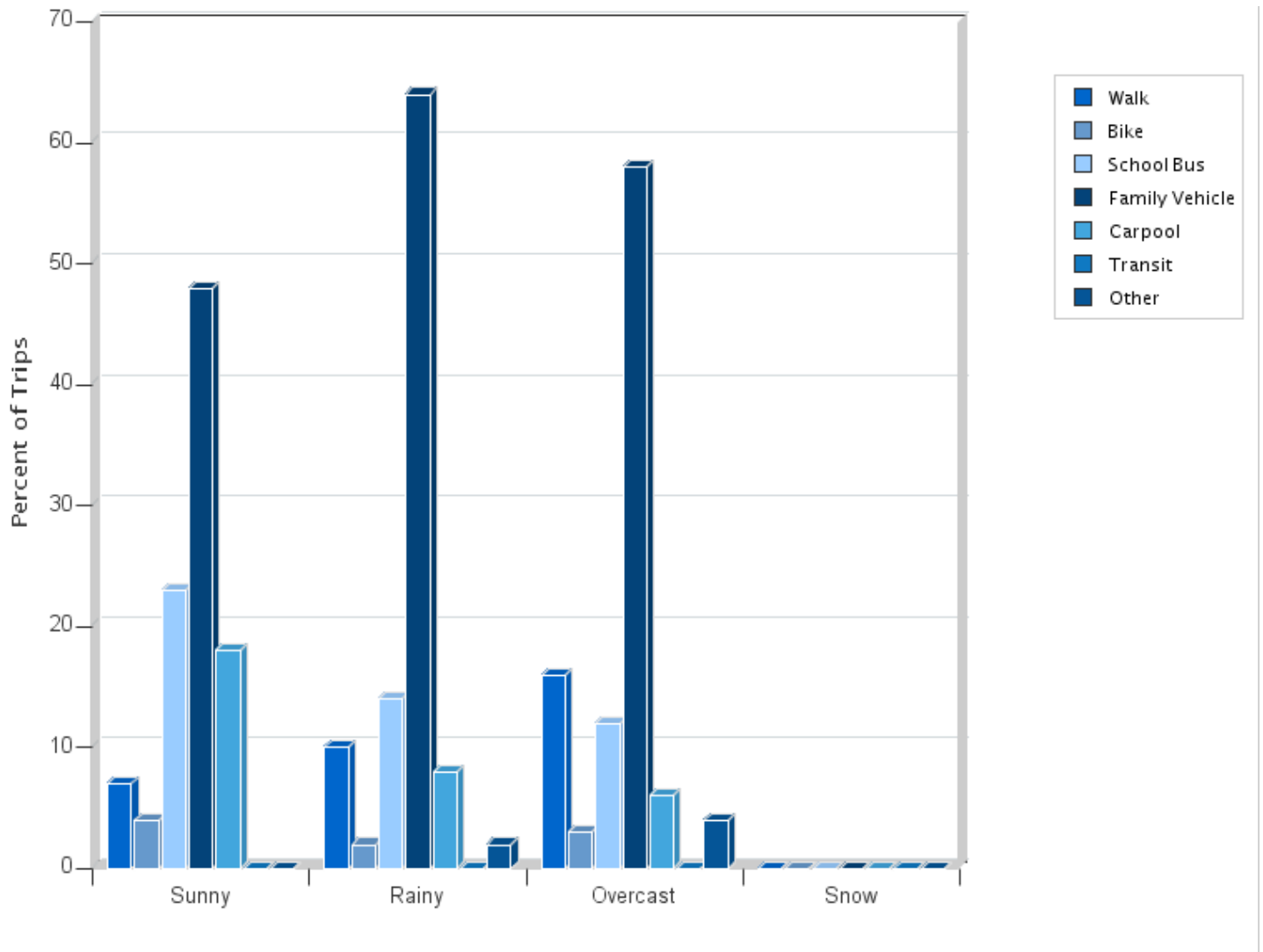


Morning and Afternoon Travel Mode Comparison by Day

	Number of Trips	Walk	Bike	School Bus	Family Vehicle	Carpool	Transit	Other
Tuesday AM	448	12%	4%	10%	64%	6%	0.2%	3%
Tuesday PM	430	18%	3%	17%	49%	9%	0%	3%
Wednesday AM	397	9%	2%	11%	68%	9%	0%	1%
Wednesday PM	405	11%	1%	17%	61%	8%	0%	2%
Thursday AM	440	10%	3%	10%	68%	6%	0%	2%
Thursday PM	418	11%	2%	17%	59%	8%	0%	3%

Percentages may not total 100% due to rounding.

Travel Mode by Weather Conditions



Travel Mode by Weather Condition

Weather Condition	Number of Trips	Walk	Bike	School Bus	Family Vehicle	Carpool	Transit	Other
Sunny	122	7%	4%	23%	48%	18%	0%	0%
Rainy	1660	10%	2%	14%	64%	8%	0%	2%
Overcast	756	16%	3%	12%	58%	6%	0.1%	4%
Snow	0	0%	0%	0%	0%	0%	0%	0%

Percentages may not total 100% due to rounding.