

Student Travel Tally Report: One School in One Data Collection Period

School Name: Tamalpais High School

Set ID: 29540

School Group: Marin Safe Routes to Schools

Month and Year Collected: September 2019

School Enrollment: 1329

Date Report Generated: 11/05/2019

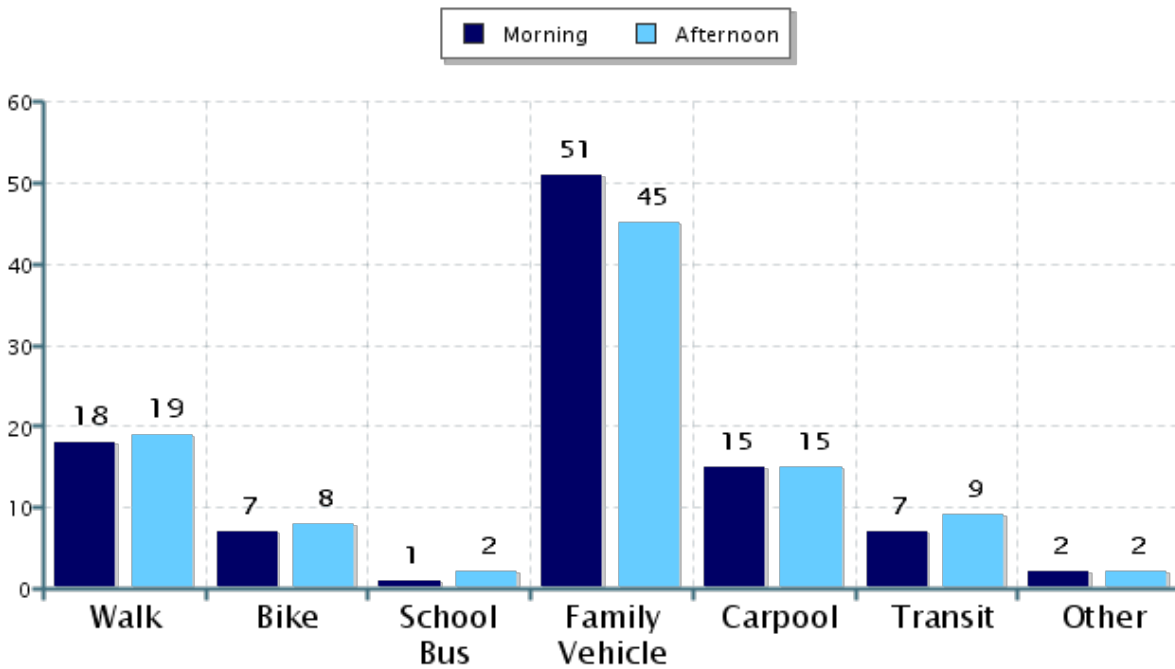
% of Students reached by SRTS activities: Don't Know

Tags:

**Number of Classrooms
Included in Report:** 41

This report contains information from your school's classrooms about students' trip to and from school. The data used in this report were collected using the in-class Student Travel Tally questionnaire from the National Center for Safe Routes to School.

Morning and Afternoon Travel Mode Comparison



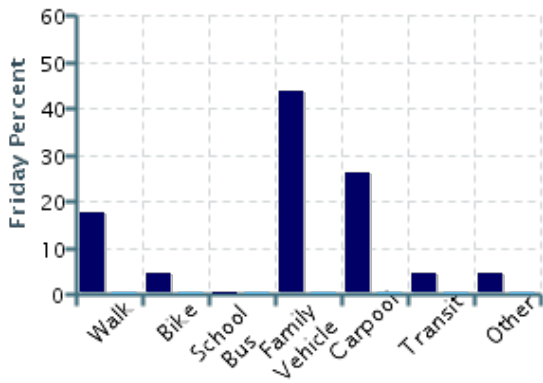
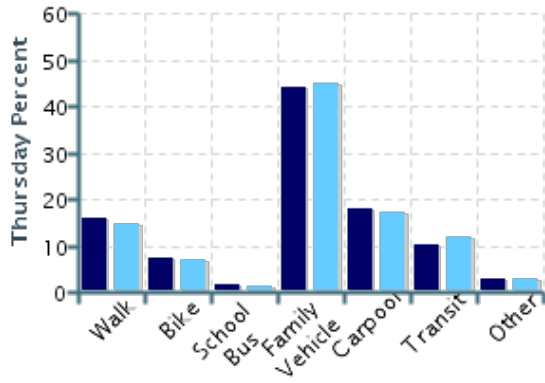
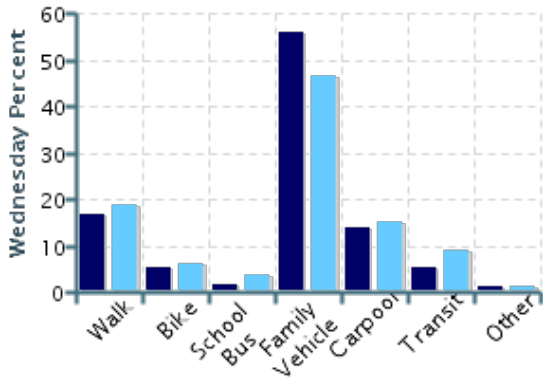
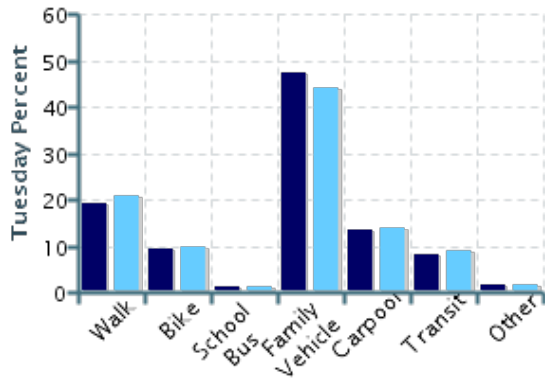
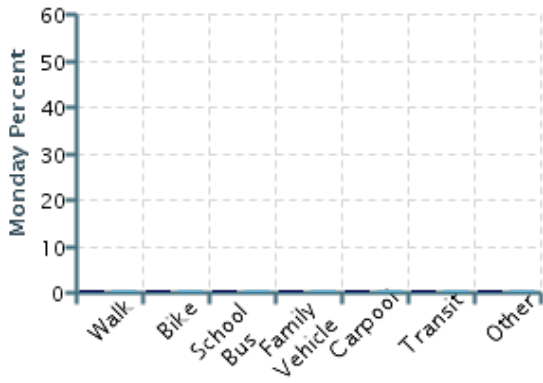
Morning and Afternoon Travel Mode Comparison

| | Number of Trips | Walk | Bike | School Bus | Family Vehicle | Carpool | Transit | Other |
|-----------|-----------------|------|------|------------|----------------|---------|---------|-------|
| Morning | 1480 | 18% | 7% | 1% | 51% | 15% | 7% | 2% |
| Afternoon | 1365 | 19% | 8% | 2% | 45% | 15% | 9% | 2% |

Percentages may not total 100% due to rounding.

Morning and Afternoon Travel Mode Comparison by Day

■ Morning ■ Afternoon

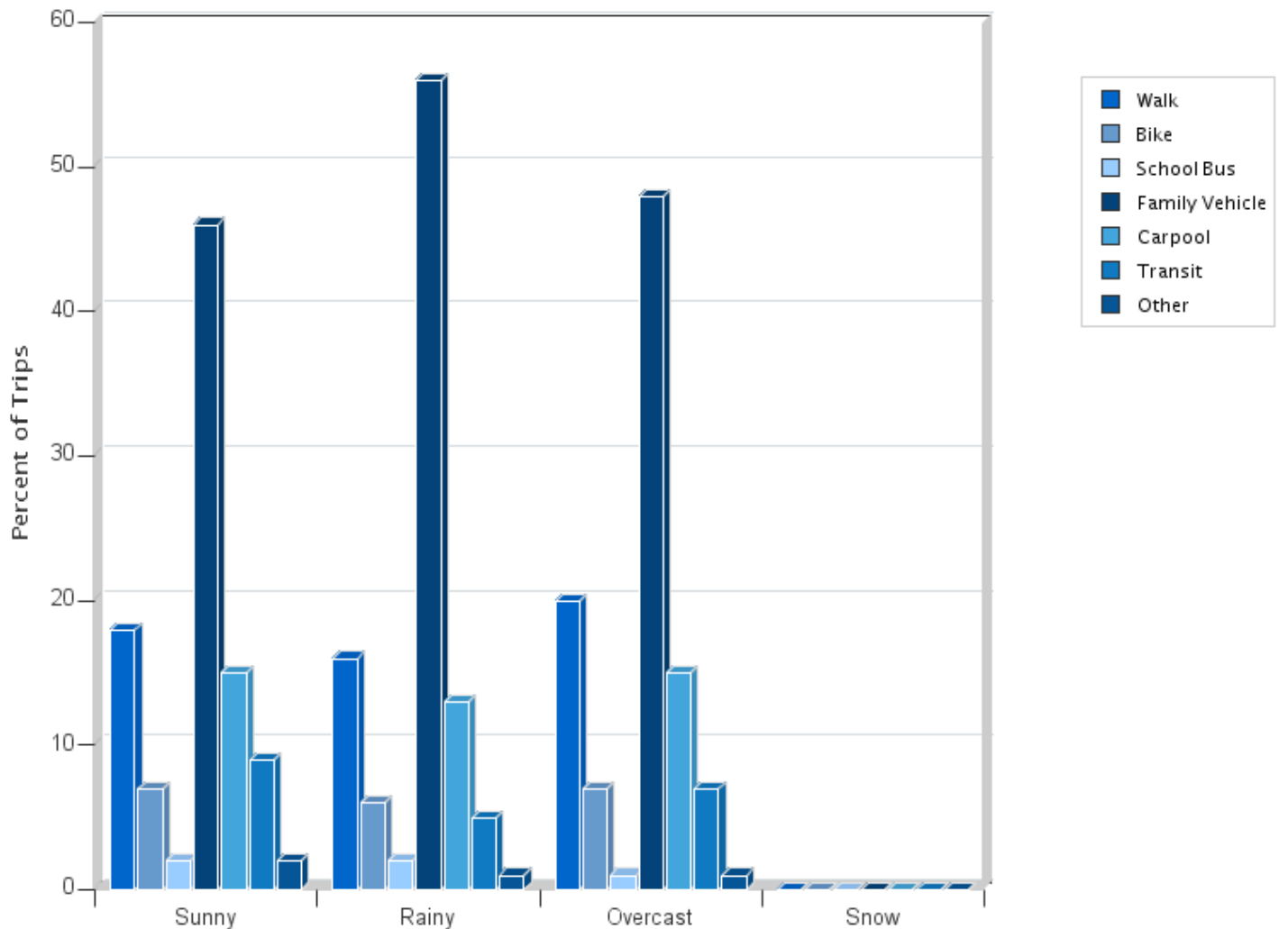


Morning and Afternoon Travel Mode Comparison by Day

| | Number of Trips | Walk | Bike | School Bus | Family Vehicle | Carpool | Transit | Other |
|--------------|-----------------|------|------|------------|----------------|---------|---------|-------|
| Monday AM | | 0% | 0% | 0% | 0% | 0% | 0% | 0% |
| Monday PM | | 0% | 0% | 0% | 0% | 0% | 0% | 0% |
| Tuesday AM | 547 | 19% | 9% | 1% | 47% | 14% | 8% | 1% |
| Tuesday PM | 569 | 21% | 10% | 1% | 44% | 14% | 9% | 2% |
| Wednesday AM | 689 | 17% | 5% | 1% | 56% | 14% | 5% | 1% |
| Wednesday PM | 571 | 19% | 6% | 4% | 46% | 15% | 9% | 1% |
| Thursday AM | 221 | 16% | 7% | 2% | 44% | 18% | 10% | 3% |
| Thursday PM | 225 | 15% | 7% | 1% | 45% | 17% | 12% | 3% |
| Friday AM | 23 | 17% | 4% | 0% | 43% | 26% | 4% | 4% |
| Friday PM | | 0% | 0% | 0% | 0% | 0% | 0% | 0% |

Percentages may not total 100% due to rounding.

Travel Mode by Weather Conditions



Travel Mode by Weather Condition

| Weather Condition | Number of Trips | Walk | Bike | School Bus | Family Vehicle | Carpool | Transit | Other |
|-------------------|-----------------|------|------|------------|----------------|---------|---------|-------|
| Sunny | 1545 | 18% | 7% | 2% | 46% | 15% | 9% | 2% |
| Rainy | 554 | 16% | 6% | 2% | 56% | 13% | 5% | 1% |
| Overcast | 541 | 20% | 7% | 0.7% | 48% | 15% | 7% | 1% |
| Snow | 0 | 0% | 0% | 0% | 0% | 0% | 0% | 0% |

Percentages may not total 100% due to rounding.