

Student Travel Tally Report: One School in One Data Collection Period

School Name: Tamalpais High School

Set ID: 17967

School Group: Marin Safe Routes to Schools

Month and Year Collected: May 2015

School Enrollment: 1329

Date Report Generated: 09/22/2015

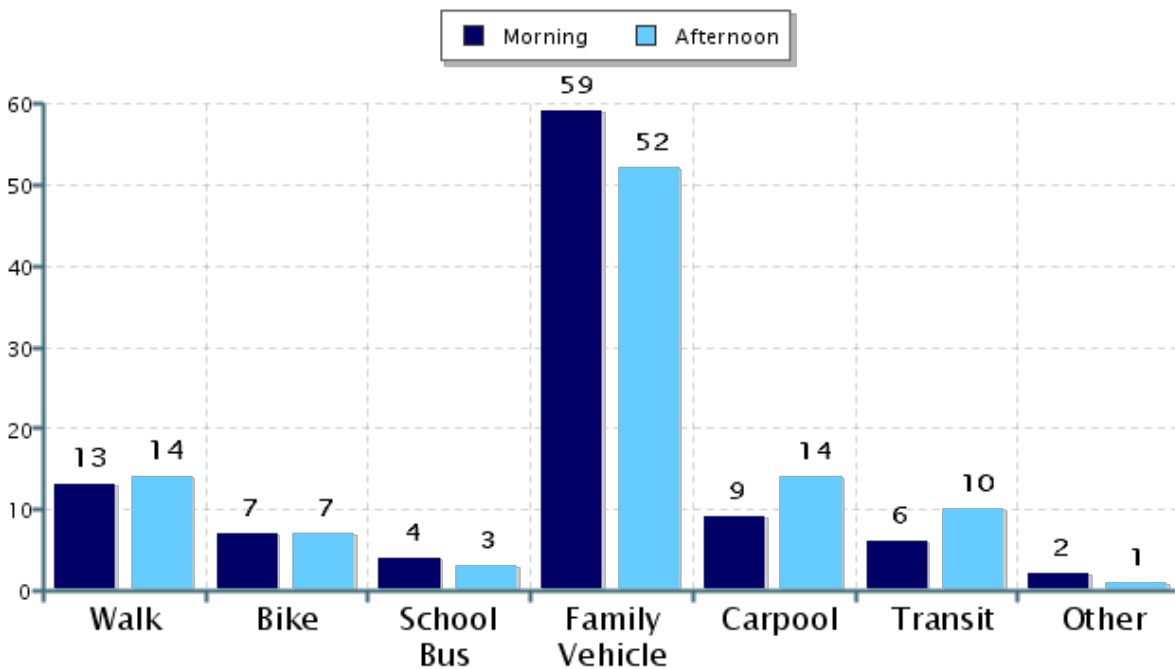
% of Students reached by SRTS activities: 76-100%

Tags:

**Number of Classrooms
Included in Report:** 25

This report contains information from your school's classrooms about students' trip to and from school. The data used in this report were collected using the in-class Student Travel Tally questionnaire from the National Center for Safe Routes to School.

Morning and Afternoon Travel Mode Comparison



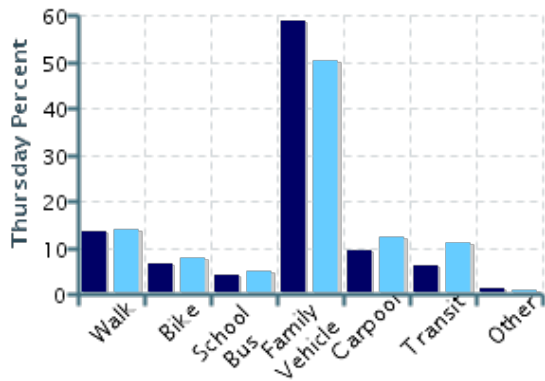
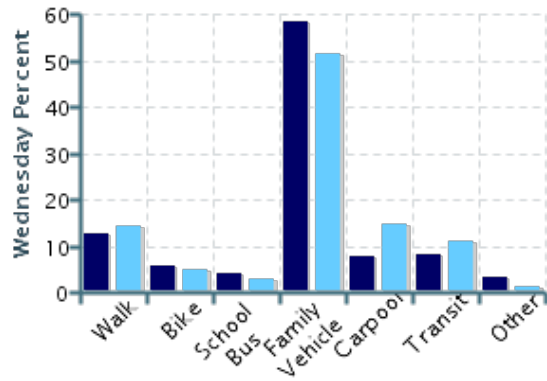
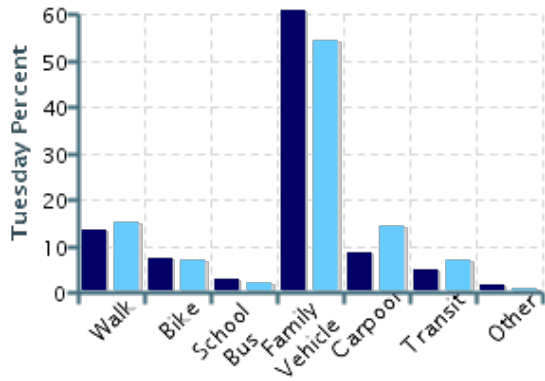
Morning and Afternoon Travel Mode Comparison

	Number of Trips	Walk	Bike	School Bus	Family Vehicle	Carpool	Transit	Other
Morning	748	13%	7%	4%	59%	9%	6%	2%
Afternoon	600	14%	7%	3%	52%	14%	10%	0.8%

Percentages may not total 100% due to rounding.

Morning and Afternoon Travel Mode Comparison by Day

■ Morning ■ Afternoon

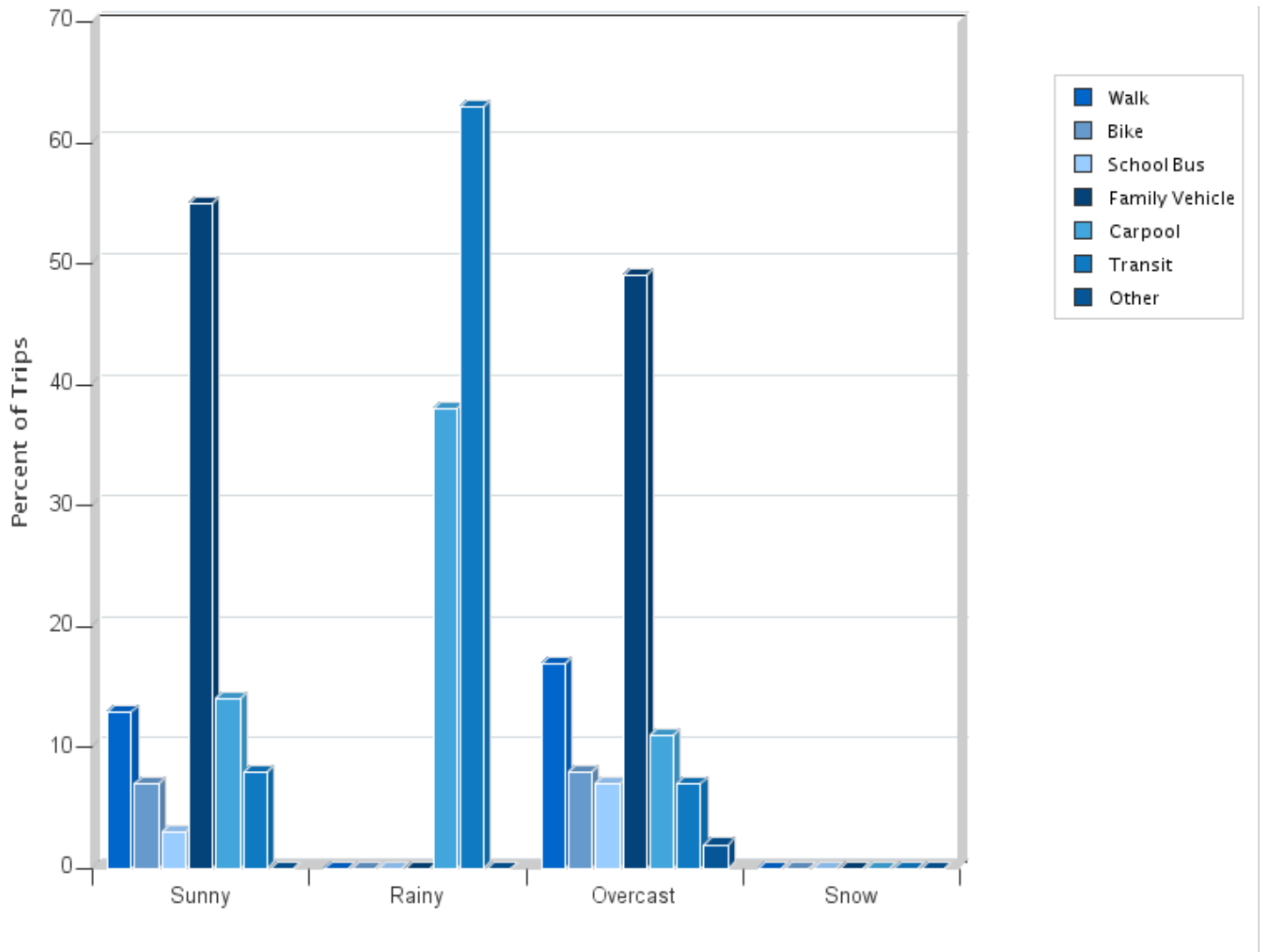


Morning and Afternoon Travel Mode Comparison by Day

	Number of Trips	Walk	Bike	School Bus	Family Vehicle	Carpool	Transit	Other
Tuesday AM	286	14%	7%	3%	61%	9%	5%	2%
Tuesday PM	205	15%	7%	2%	54%	14%	7%	1.0%
Wednesday AM	220	13%	6%	4%	58%	8%	8%	3%
Wednesday PM	184	14%	5%	3%	52%	15%	11%	1%
Thursday AM	242	14%	7%	4%	59%	10%	6%	1%
Thursday PM	211	14%	8%	5%	50%	12%	11%	0.5%

Percentages may not total 100% due to rounding.

Travel Mode by Weather Conditions



Travel Mode by Weather Condition

Weather Condition	Number of Trips	Walk	Bike	School Bus	Family Vehicle	Carpool	Transit	Other
Sunny	511	13%	7%	3%	55%	14%	8%	0.2%
Rainy	16	0%	0%	0%	0%	38%	63%	0%
Overcast	379	17%	8%	7%	49%	11%	7%	2%
Snow	0	0%	0%	0%	0%	0%	0%	0%

Percentages may not total 100% due to rounding.