

Student Travel Tally Report: One School in One Data Collection Period

School Name: Tamalpais Valley

Set ID: 29541

School Group: Marin Safe Routes to Schools

Month and Year Collected: September 2019

School Enrollment: 450

Date Report Generated: 11/05/2019

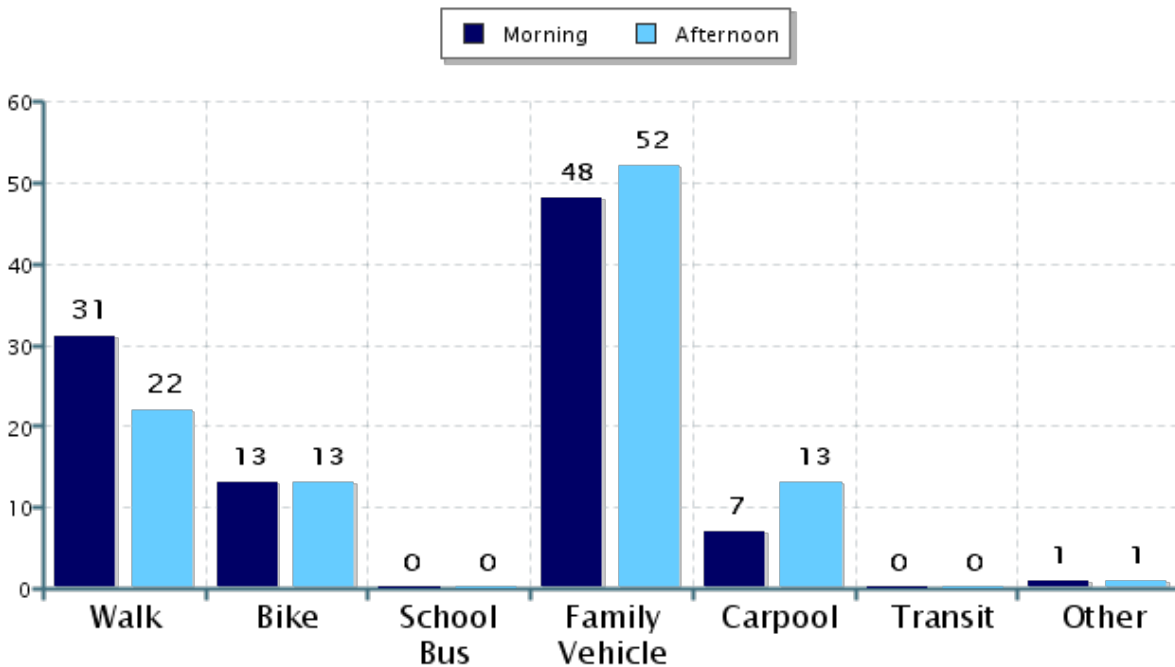
% of Students reached by SRTS activities: Don't Know

Tags:

**Number of Classrooms
Included in Report:** 26

This report contains information from your school's classrooms about students' trip to and from school. The data used in this report were collected using the in-class Student Travel Tally questionnaire from the National Center for Safe Routes to School.

Morning and Afternoon Travel Mode Comparison



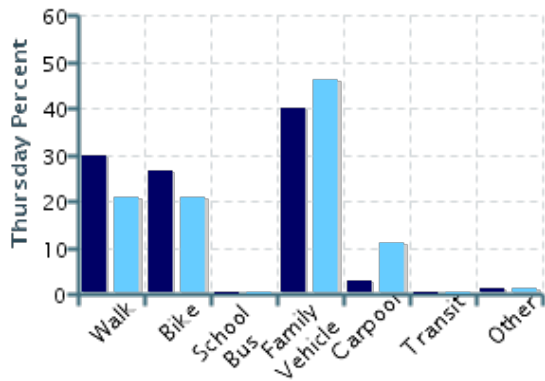
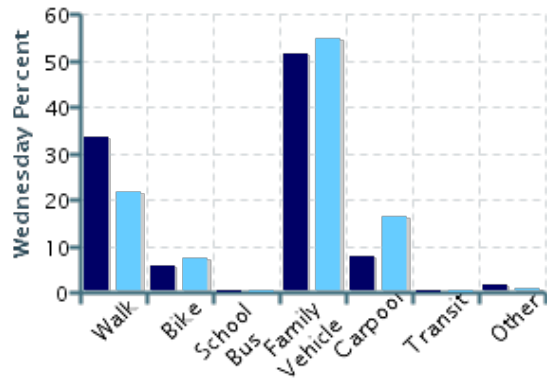
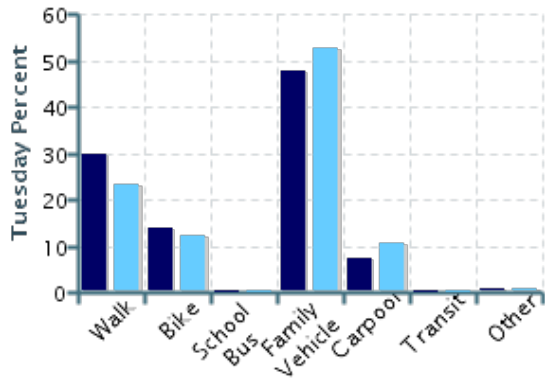
Morning and Afternoon Travel Mode Comparison

	Number of Trips	Walk	Bike	School Bus	Family Vehicle	Carpool	Transit	Other
Morning	932	31%	13%	0%	48%	7%	0%	1%
Afternoon	848	22%	13%	0%	52%	13%	0%	0.8%

Percentages may not total 100% due to rounding.

Morning and Afternoon Travel Mode Comparison by Day

■ Morning ■ Afternoon

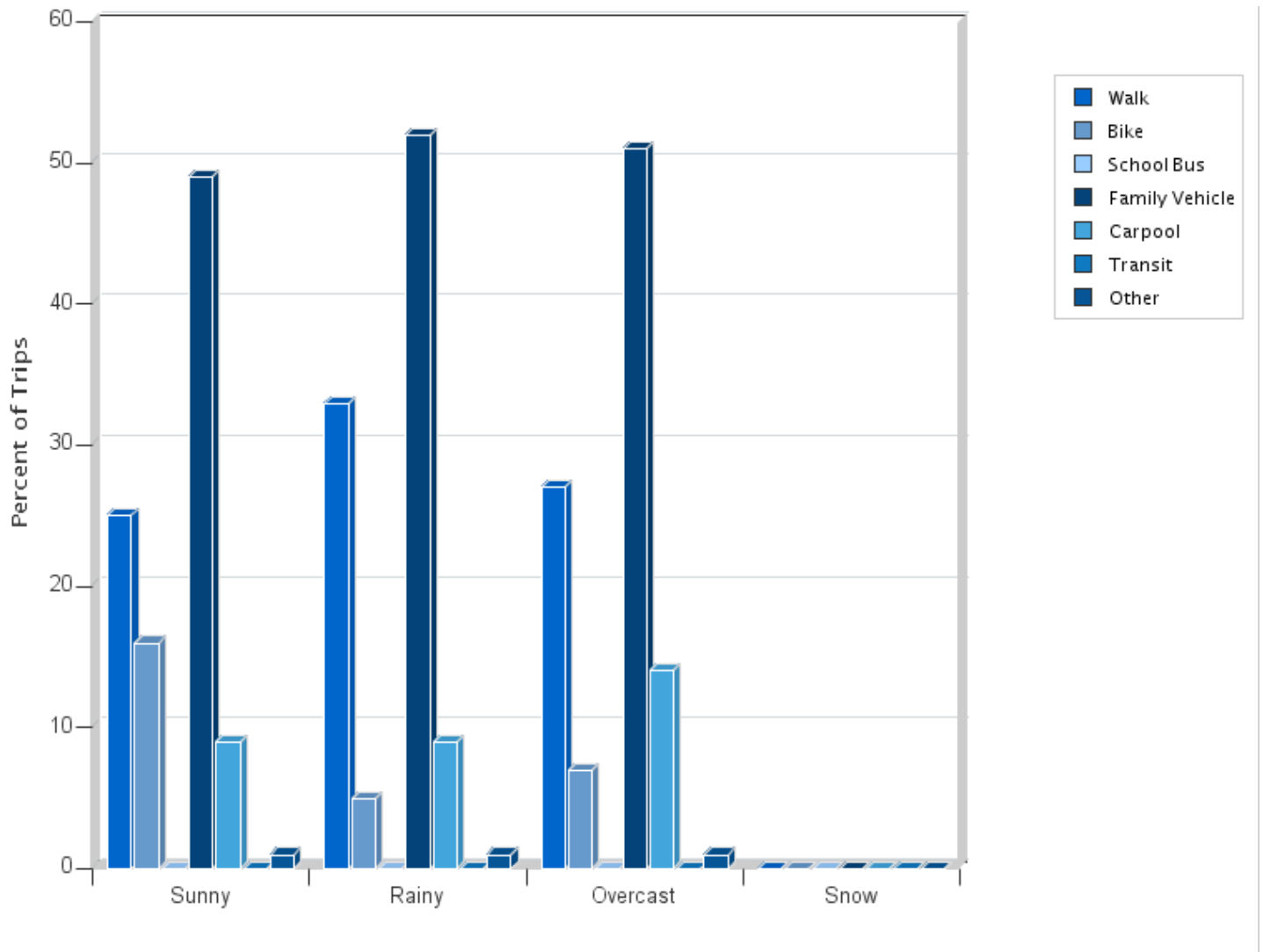


Morning and Afternoon Travel Mode Comparison by Day

	Number of Trips	Walk	Bike	School Bus	Family Vehicle	Carpool	Transit	Other
Tuesday AM	405	30%	14%	0%	48%	7%	0%	1.0%
Tuesday PM	400	23%	12%	0%	53%	11%	0%	1%
Wednesday AM	345	33%	6%	0%	51%	8%	0%	2%
Wednesday PM	266	21%	8%	0%	55%	16%	0%	0.4%
Thursday AM	182	30%	26%	0%	40%	3%	0%	1%
Thursday PM	182	21%	21%	0%	46%	11%	0%	1%

Percentages may not total 100% due to rounding.

Travel Mode by Weather Conditions



Travel Mode by Weather Condition

Weather Condition	Number of Trips	Walk	Bike	School Bus	Family Vehicle	Carpool	Transit	Other
Sunny	1248	25%	16%	0%	49%	9%	0%	1.0%
Rainy	344	33%	5%	0%	52%	9%	0%	1%
Overcast	188	27%	7%	0%	51%	14%	0%	1%
Snow	0	0%	0%	0%	0%	0%	0%	0%

Percentages may not total 100% due to rounding.