

Student Travel Tally Report: One School in One Data Collection Period

School Name: Terra Linda High School

Set ID: 29542

School Group: Marin Safe Routes to Schools

Month and Year Collected: September 2019

School Enrollment: 1236

Date Report Generated: 11/05/2019

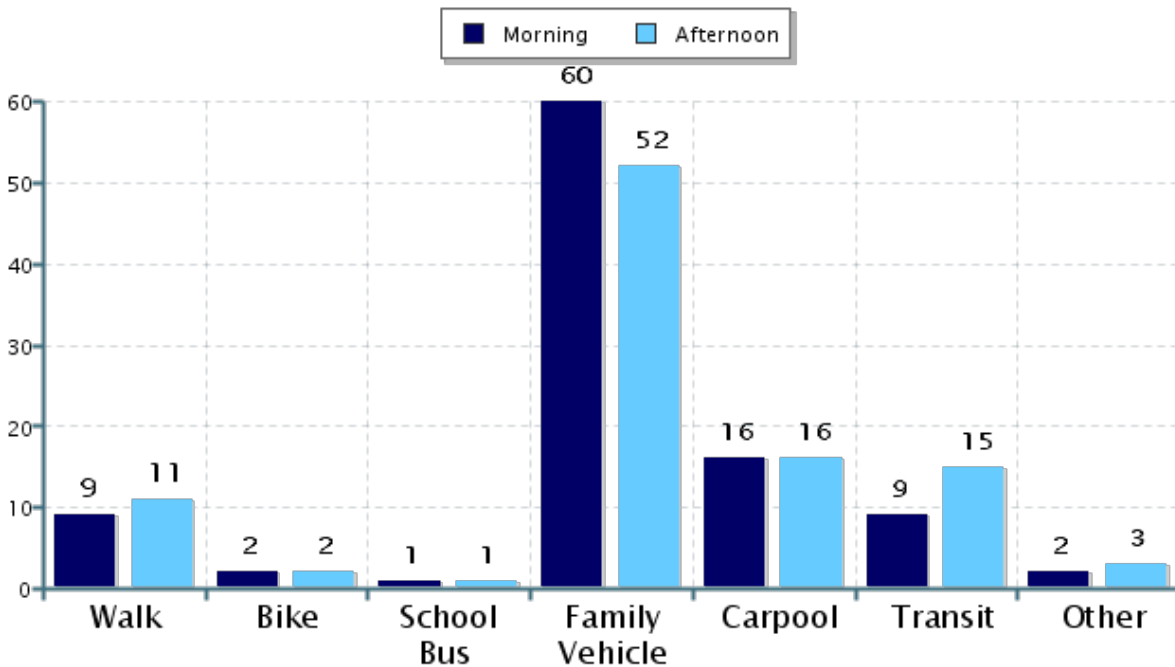
% of Students reached by SRTS activities: Don't Know

Tags:

**Number of Classrooms
Included in Report:** 44

This report contains information from your school's classrooms about students' trip to and from school. The data used in this report were collected using the in-class Student Travel Tally questionnaire from the National Center for Safe Routes to School.

Morning and Afternoon Travel Mode Comparison



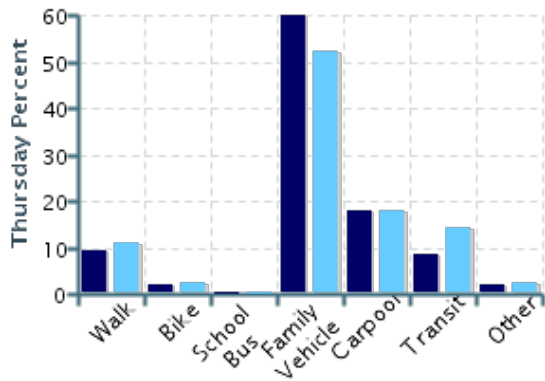
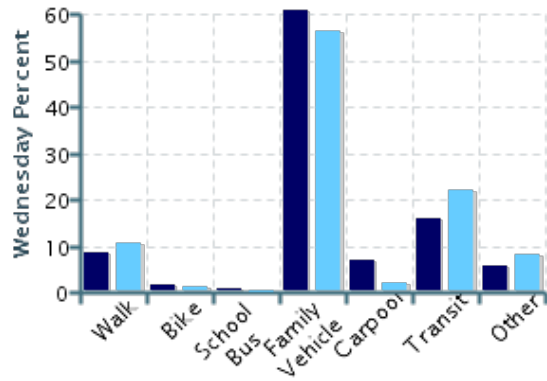
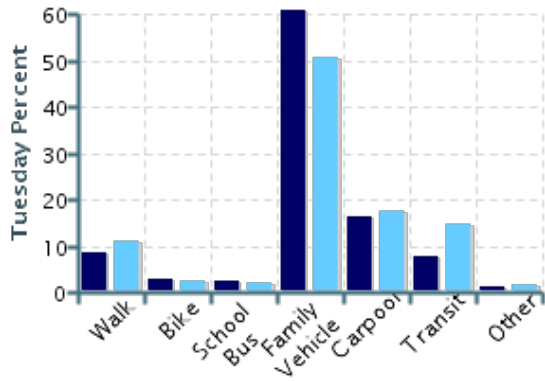
Morning and Afternoon Travel Mode Comparison

	Number of Trips	Walk	Bike	School Bus	Family Vehicle	Carpool	Transit	Other
Morning	1246	9%	2%	1%	60%	16%	9%	2%
Afternoon	1012	11%	2%	1%	52%	16%	15%	3%

Percentages may not total 100% due to rounding.

Morning and Afternoon Travel Mode Comparison by Day

■ Morning ■ Afternoon

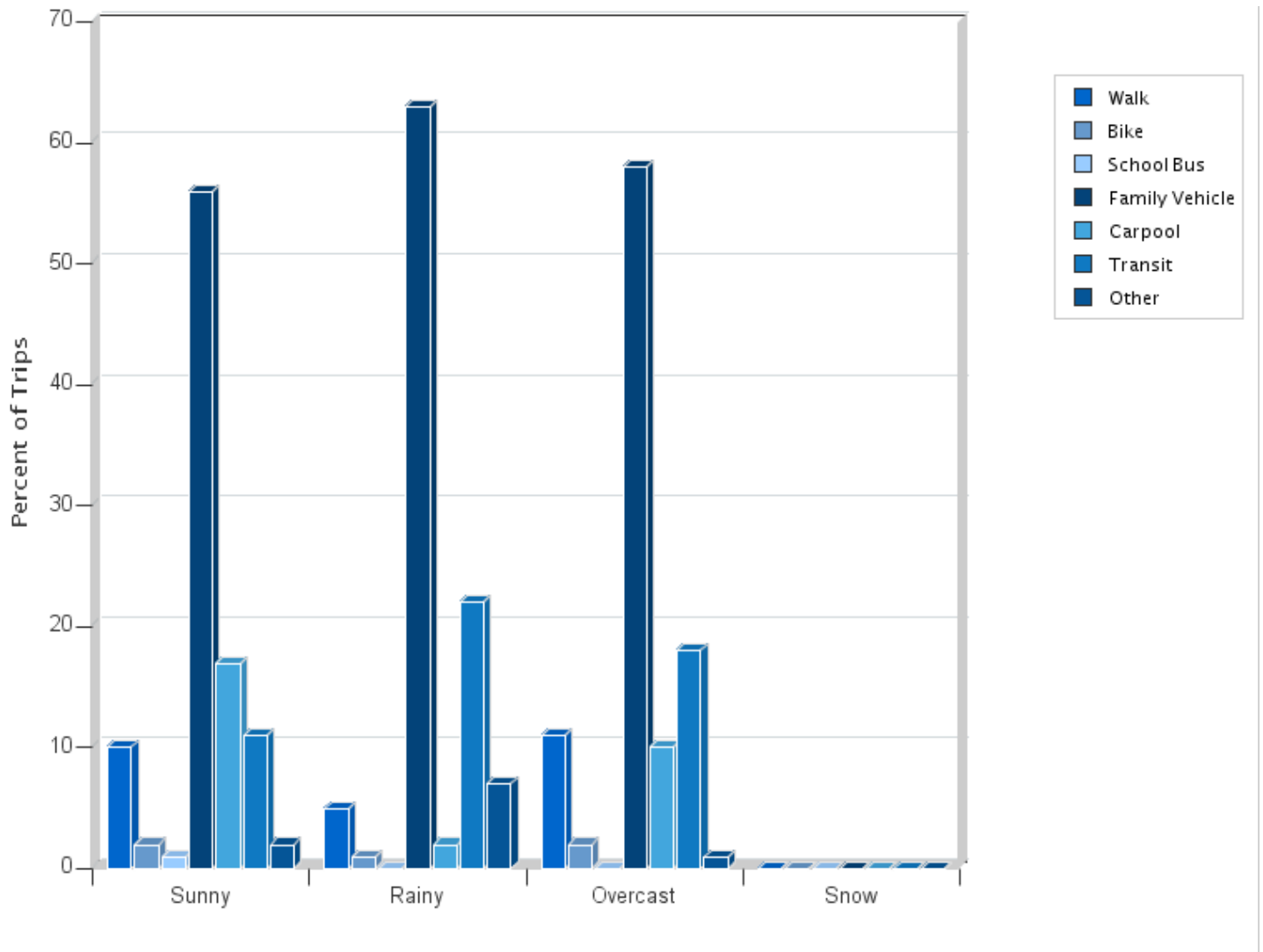


Morning and Afternoon Travel Mode Comparison by Day

	Number of Trips	Walk	Bike	School Bus	Family Vehicle	Carpool	Transit	Other
Tuesday AM	701	9%	3%	2%	61%	16%	8%	1%
Tuesday PM	563	11%	2%	2%	51%	17%	15%	2%
Wednesday AM	127	9%	2%	0.8%	61%	7%	16%	6%
Wednesday PM	96	10%	1%	0%	56%	2%	22%	8%
Thursday AM	418	10%	2%	0%	60%	18%	9%	2%
Thursday PM	353	11%	2%	0%	52%	18%	14%	3%

Percentages may not total 100% due to rounding.

Travel Mode by Weather Conditions



Travel Mode by Weather Condition

Weather Condition	Number of Trips	Walk	Bike	School Bus	Family Vehicle	Carpool	Transit	Other
Sunny	1993	10%	2%	1%	56%	17%	11%	2%
Rainy	92	5%	1%	0%	63%	2%	22%	7%
Overcast	173	11%	2%	0%	58%	10%	18%	0.6%
Snow	0	0%	0%	0%	0%	0%	0%	0%

Percentages may not total 100% due to rounding.