

Student Travel Tally Report: One School in One Data Collection Period

School Name: Vallecito Elementary School

Set ID: 29543

School Group: Marin Safe Routes to Schools

Month and Year Collected: September 2019

School Enrollment: 473

Date Report Generated: 11/05/2019

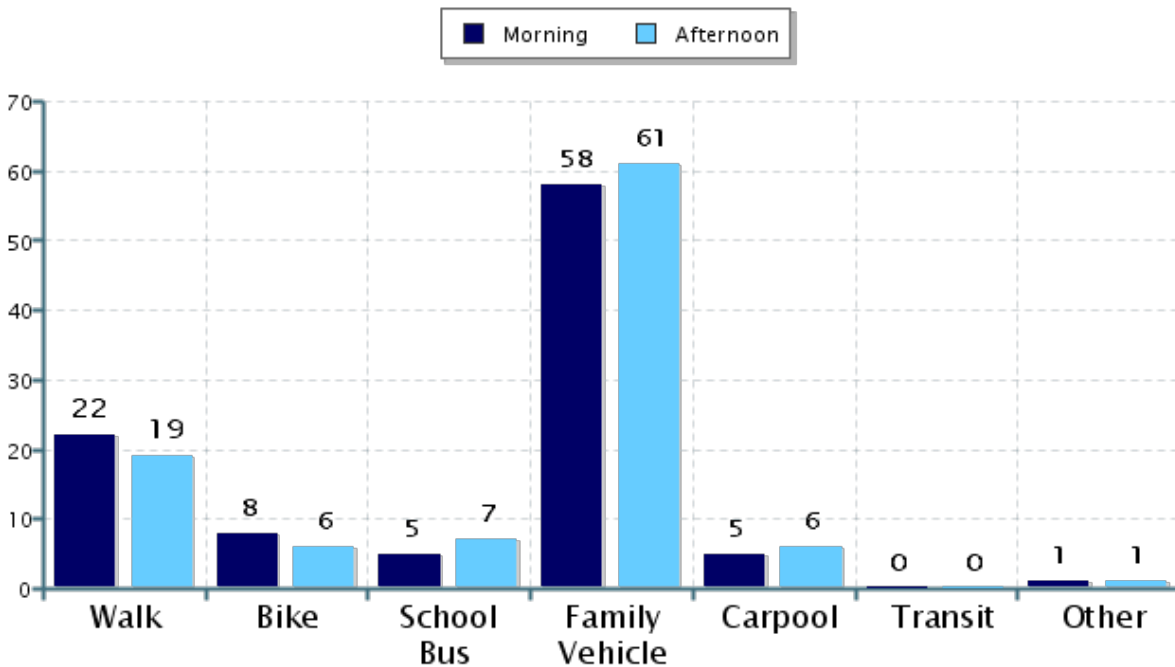
% of Students reached by SRTS activities: Don't Know

Tags:

**Number of Classrooms
Included in Report:** 19

This report contains information from your school's classrooms about students' trip to and from school. The data used in this report were collected using the in-class Student Travel Tally questionnaire from the National Center for Safe Routes to School.

Morning and Afternoon Travel Mode Comparison



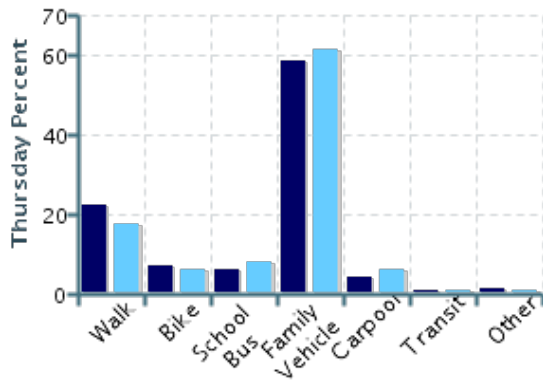
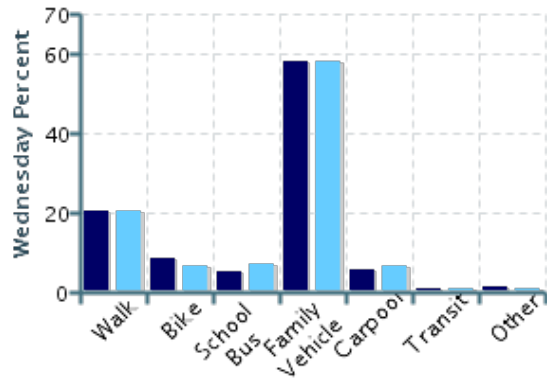
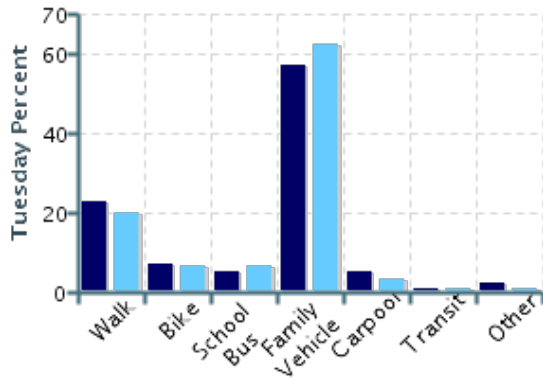
Morning and Afternoon Travel Mode Comparison

	Number of Trips	Walk	Bike	School Bus	Family Vehicle	Carpool	Transit	Other
Morning	736	22%	8%	5%	58%	5%	0.4%	1%
Afternoon	760	19%	6%	7%	61%	6%	0.4%	0.5%

Percentages may not total 100% due to rounding.

Morning and Afternoon Travel Mode Comparison by Day

■ Morning ■ Afternoon

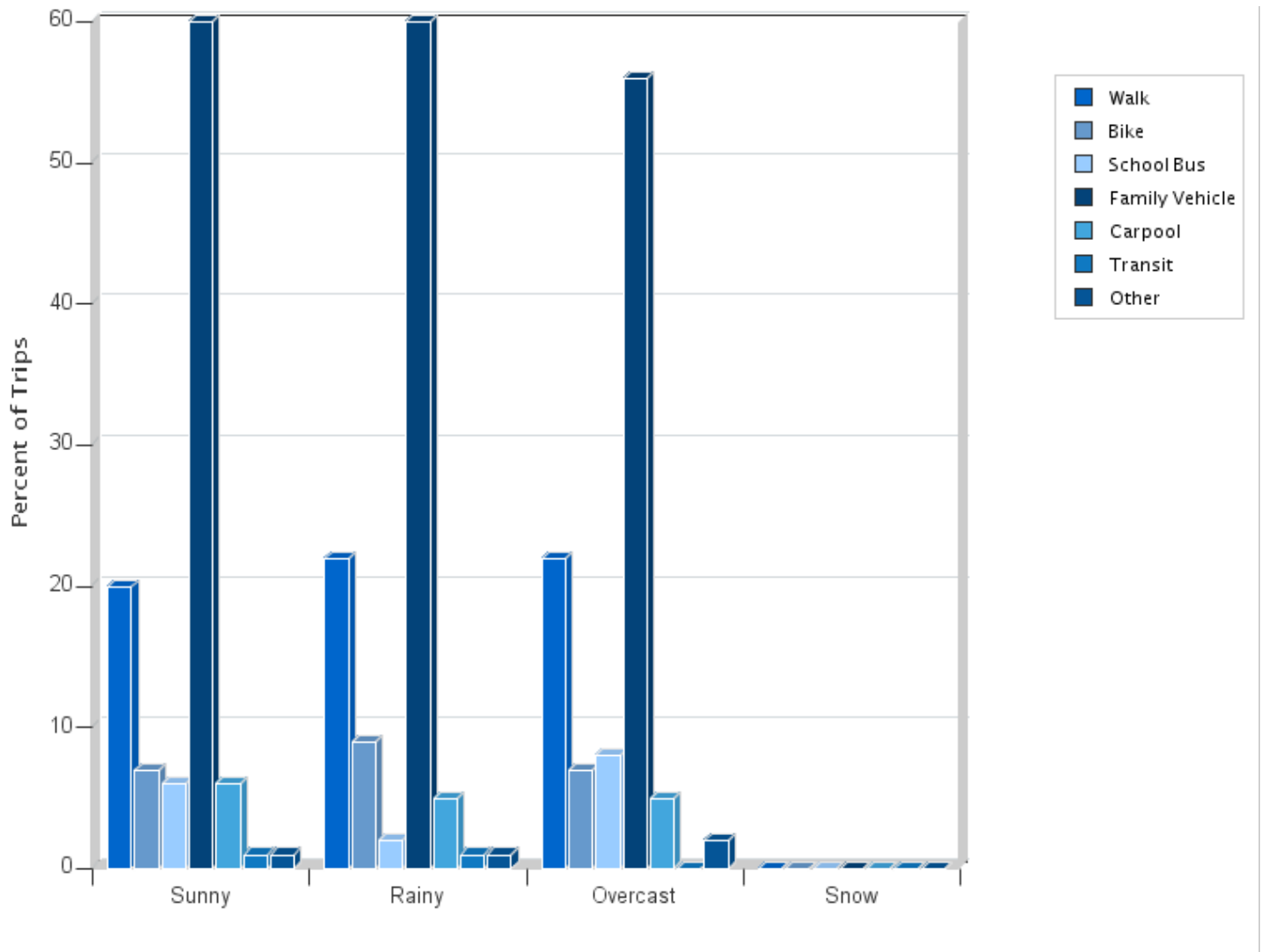


Morning and Afternoon Travel Mode Comparison by Day

	Number of Trips	Walk	Bike	School Bus	Family Vehicle	Carpool	Transit	Other
Tuesday AM	233	23%	7%	5%	57%	5%	0.4%	2%
Tuesday PM	257	20%	7%	7%	62%	4%	0.4%	0.8%
Wednesday AM	252	21%	9%	5%	58%	6%	0.4%	1%
Wednesday PM	252	20%	7%	7%	58%	7%	0.4%	0.4%
Thursday AM	251	22%	7%	6%	59%	4%	0.4%	1%
Thursday PM	251	18%	6%	8%	61%	6%	0.4%	0.4%

Percentages may not total 100% due to rounding.

Travel Mode by Weather Conditions



Travel Mode by Weather Condition

Weather Condition	Number of Trips	Walk	Bike	School Bus	Family Vehicle	Carpool	Transit	Other
Sunny	991	20%	7%	6%	60%	6%	0.5%	0.7%
Rainy	158	22%	9%	2%	60%	5%	0.6%	0.6%
Overcast	347	22%	7%	8%	56%	5%	0%	2%
Snow	0	0%	0%	0%	0%	0%	0%	0%

Percentages may not total 100% due to rounding.