

# Student Travel Tally Report: One School in One Data Collection Period

**School Name:** Vallecito Elementary School

**Set ID:** 28350

**School Group:** Marin Safe Routes to Schools

**Month and Year Collected:** May 2019

**School Enrollment:** 473

**Date Report Generated:** 06/05/2019

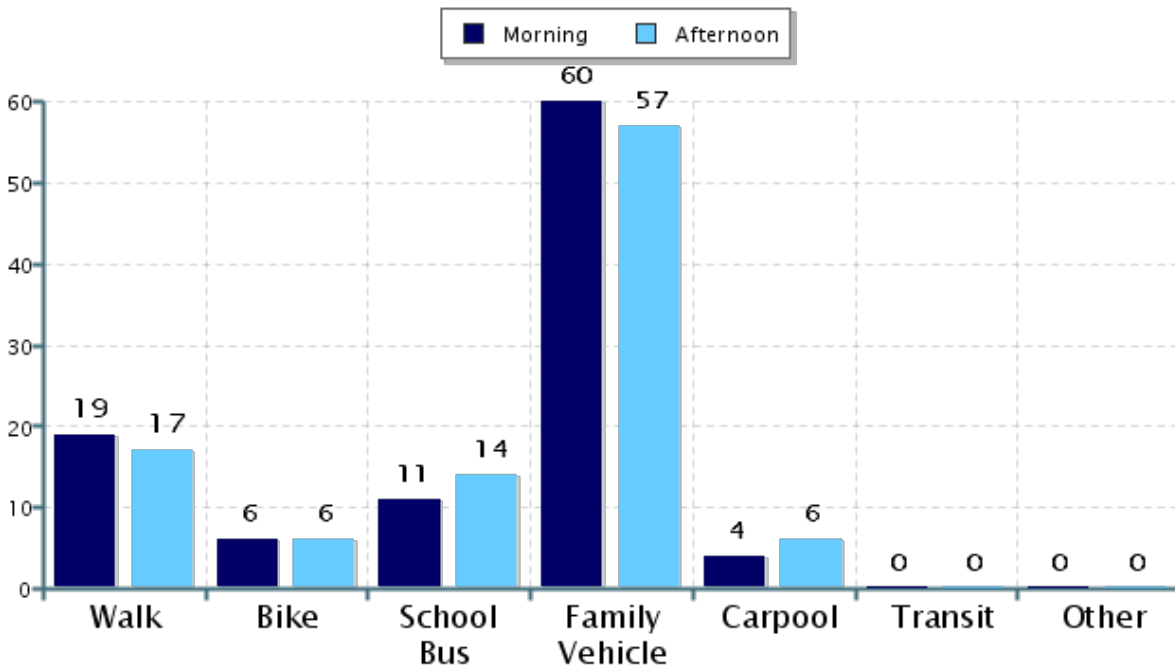
**% of Students reached by SRTS activities:** Don't Know

**Tags:**

**Number of Classrooms  
Included in Report:** 11

This report contains information from your school's classrooms about students' trip to and from school. The data used in this report were collected using the in-class Student Travel Tally questionnaire from the National Center for Safe Routes to School.

## Morning and Afternoon Travel Mode Comparison



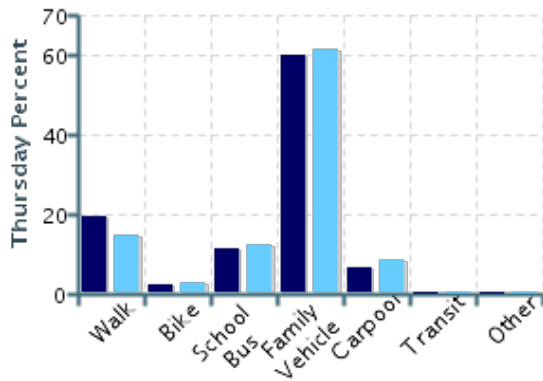
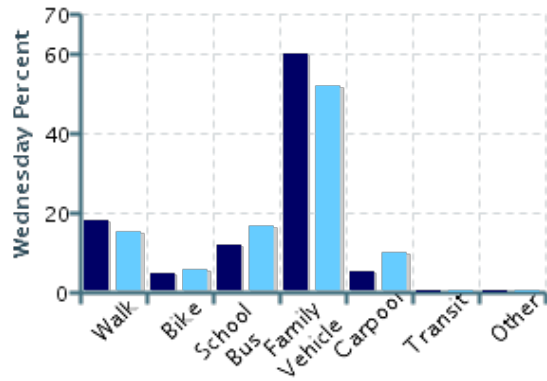
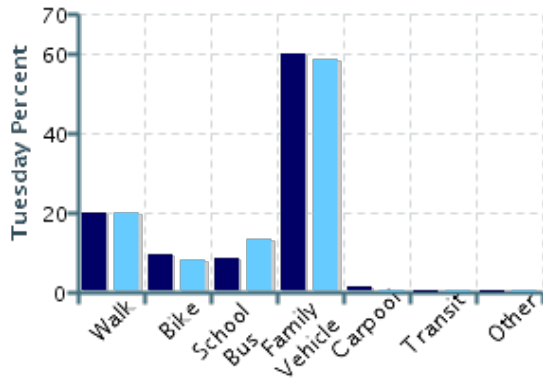
## Morning and Afternoon Travel Mode Comparison

	Number of Trips	Walk	Bike	School Bus	Family Vehicle	Carpool	Transit	Other
Morning	557	19%	6%	11%	60%	4%	0%	0%
Afternoon	473	17%	6%	14%	57%	6%	0%	0%

Percentages may not total 100% due to rounding.

## Morning and Afternoon Travel Mode Comparison by Day

■ Morning ■ Afternoon

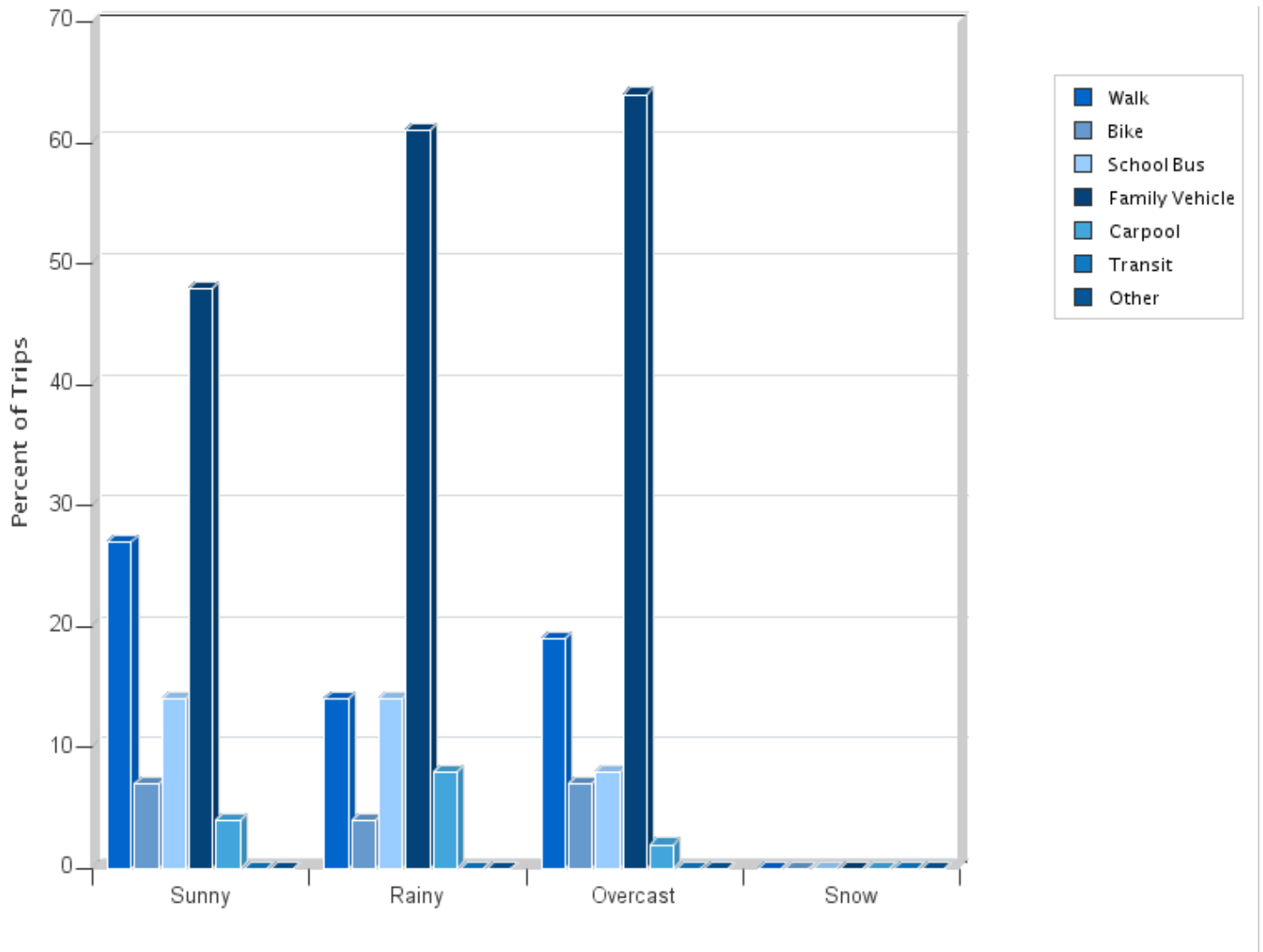


## Morning and Afternoon Travel Mode Comparison by Day

	Number of Trips	Walk	Bike	School Bus	Family Vehicle	Carpool	Transit	Other
Tuesday AM	183	20%	9%	9%	60%	2%	0%	0%
Tuesday PM	164	20%	8%	13%	59%	0%	0%	0%
Wednesday AM	209	18%	5%	12%	60%	5%	0%	0%
Wednesday PM	169	15%	6%	17%	52%	10%	0%	0%
Thursday AM	165	19%	2%	12%	60%	7%	0%	0%
Thursday PM	140	15%	3%	12%	61%	9%	0%	0%

Percentages may not total 100% due to rounding.

### Travel Mode by Weather Conditions



### Travel Mode by Weather Condition

Weather Condition	Number of Trips	Walk	Bike	School Bus	Family Vehicle	Carpool	Transit	Other
Sunny	246	27%	7%	14%	48%	4%	0%	0%
Rainy	532	14%	4%	14%	61%	8%	0%	0%
Overcast	252	19%	7%	8%	64%	2%	0%	0%
Snow	0	0%	0%	0%	0%	0%	0%	0%

Percentages may not total 100% due to rounding.