

Student Travel Tally Report: One School in One Data Collection Period

School Name: West Marin School

Set ID: 17973

School Group: Marin Safe Routes to Schools

Month and Year Collected: May 2015

School Enrollment: 125

Date Report Generated: 09/22/2015

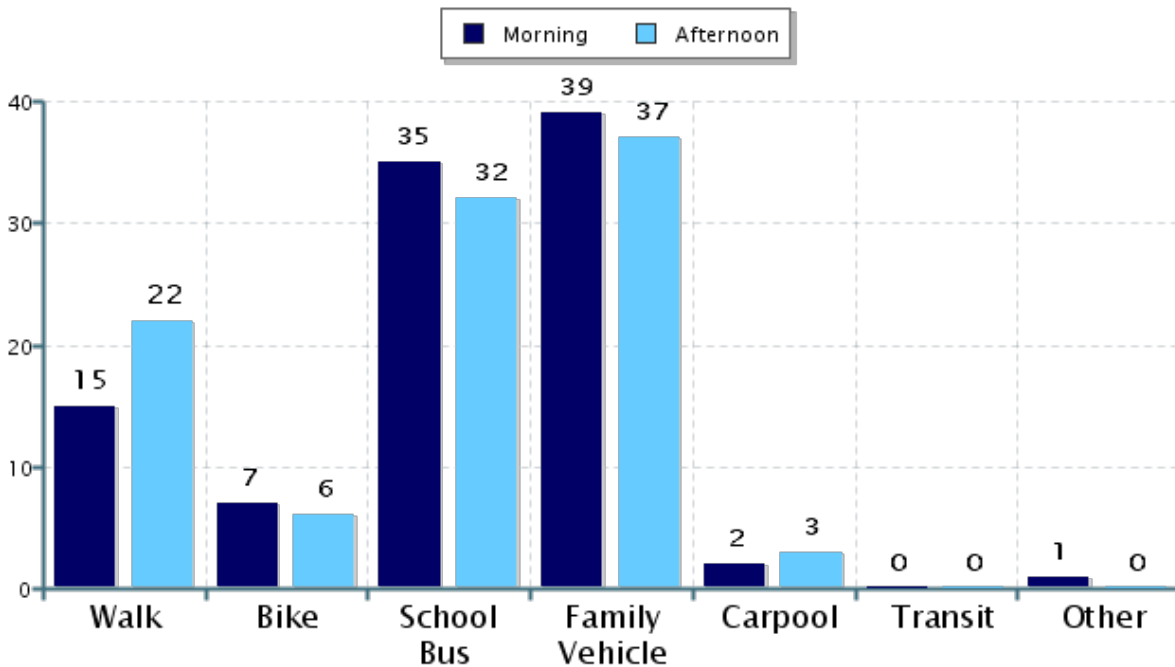
% of Students reached by SRTS activities: 76-100%

Tags:

**Number of Classrooms
Included in Report:** 6

This report contains information from your school's classrooms about students' trip to and from school. The data used in this report were collected using the in-class Student Travel Tally questionnaire from the National Center for Safe Routes to School.

Morning and Afternoon Travel Mode Comparison



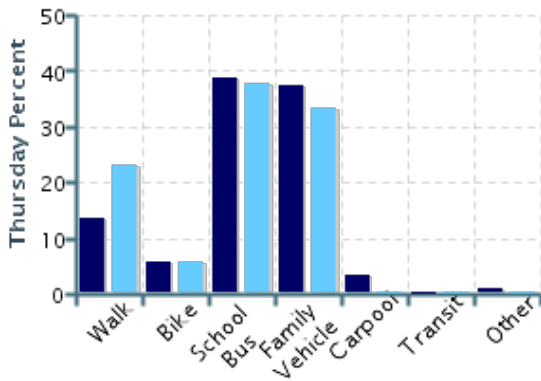
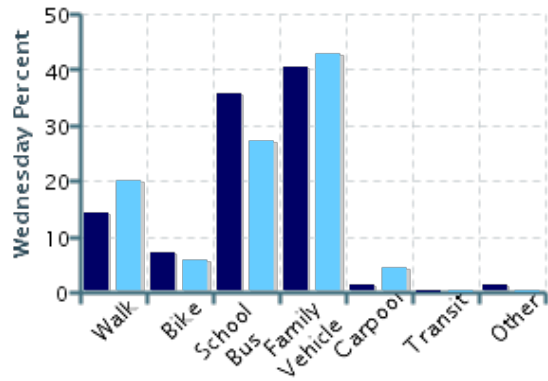
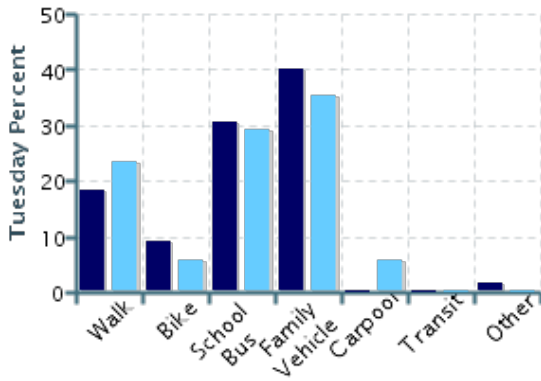
Morning and Afternoon Travel Mode Comparison

	Number of Trips	Walk	Bike	School Bus	Family Vehicle	Carpool	Transit	Other
Morning	237	15%	7%	35%	39%	2%	0%	1%
Afternoon	190	22%	6%	32%	37%	3%	0%	0%

Percentages may not total 100% due to rounding.

Morning and Afternoon Travel Mode Comparison by Day

■ Morning ■ Afternoon

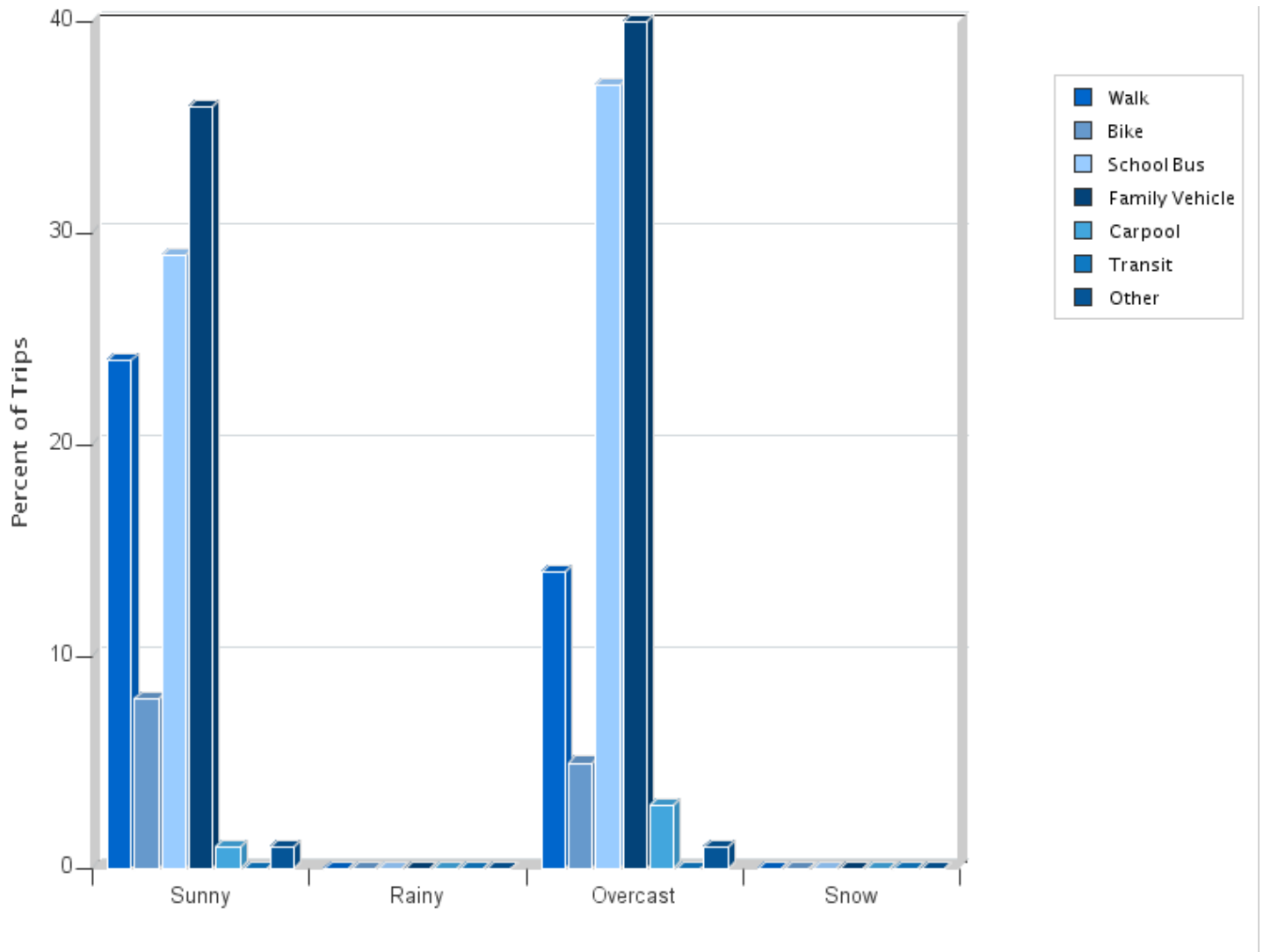


Morning and Afternoon Travel Mode Comparison by Day

	Number of Trips	Walk	Bike	School Bus	Family Vehicle	Carpool	Transit	Other
Tuesday AM	65	18%	9%	31%	40%	0%	0%	2%
Tuesday PM	51	24%	6%	29%	35%	6%	0%	0%
Wednesday AM	84	14%	7%	36%	40%	1%	0%	1%
Wednesday PM	70	20%	6%	27%	43%	4%	0%	0%
Thursday AM	88	14%	6%	39%	38%	3%	0%	1%
Thursday PM	69	23%	6%	38%	33%	0%	0%	0%

Percentages may not total 100% due to rounding.

Travel Mode by Weather Conditions



Travel Mode by Weather Condition

Weather Condition	Number of Trips	Walk	Bike	School Bus	Family Vehicle	Carpool	Transit	Other
Sunny	177	24%	8%	29%	36%	1%	0%	0.6%
Rainy	0	0%	0%	0%	0%	0%	0%	0%
Overcast	250	14%	5%	37%	40%	3%	0%	0.8%
Snow	0	0%	0%	0%	0%	0%	0%	0%

Percentages may not total 100% due to rounding.