

Student Travel Tally Report: One School in One Data Collection Period

School Name: Willow Creek Academy

Set ID: 29548

School Group: Marin Safe Routes to Schools

Month and Year Collected: September 2019

School Enrollment: 410

Date Report Generated: 11/05/2019

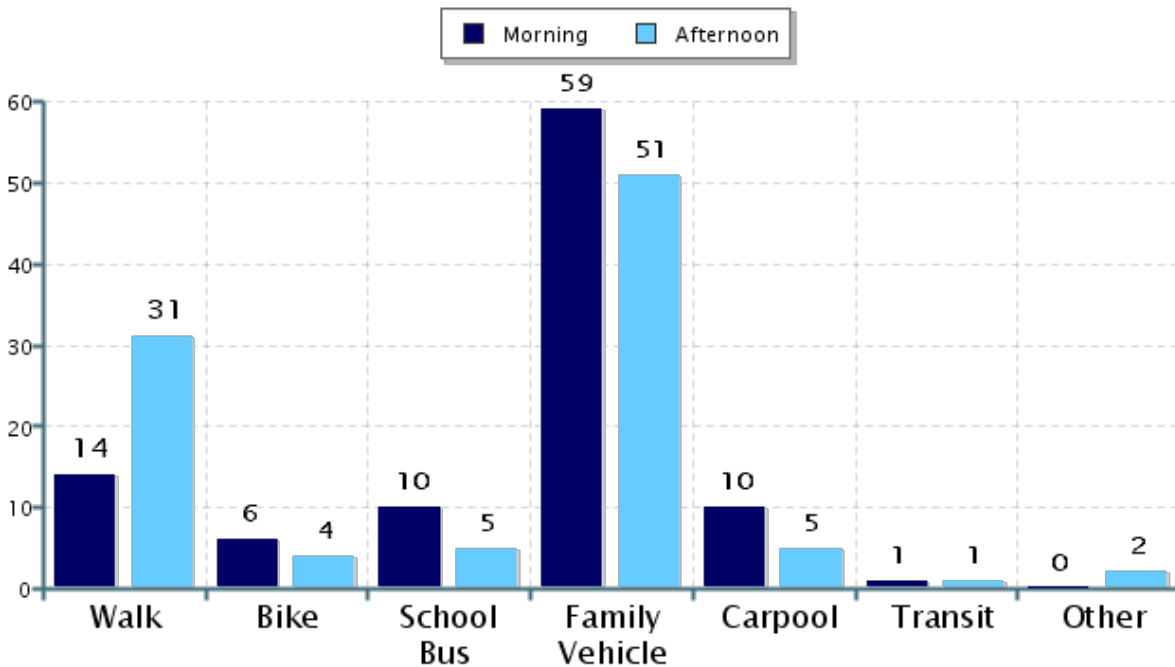
% of Students reached by SRTS activities: Don't Know

Tags:

**Number of Classrooms
Included in Report:** 12

This report contains information from your school's classrooms about students' trip to and from school. The data used in this report were collected using the in-class Student Travel Tally questionnaire from the National Center for Safe Routes to School.

Morning and Afternoon Travel Mode Comparison



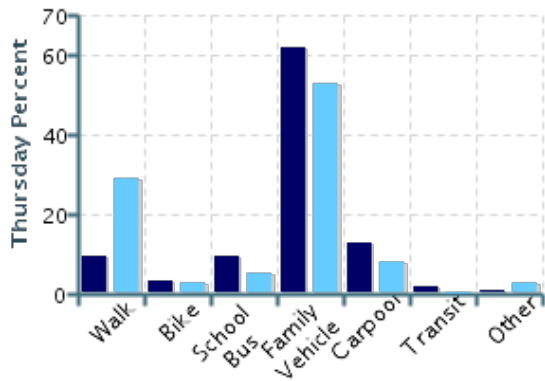
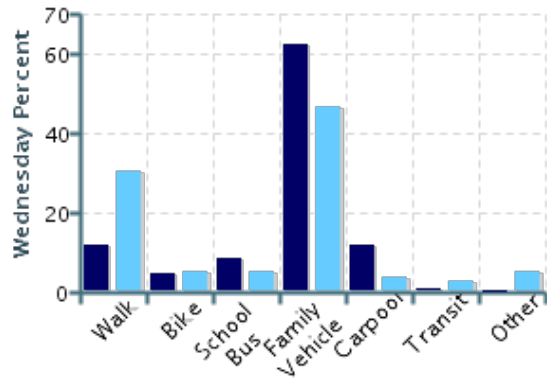
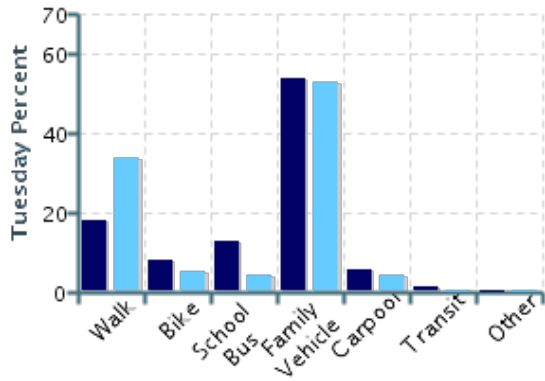
Morning and Afternoon Travel Mode Comparison

	Number of Trips	Walk	Bike	School Bus	Family Vehicle	Carpool	Transit	Other
Morning	362	14%	6%	10%	59%	10%	1%	0.3%
Afternoon	249	31%	4%	5%	51%	5%	0.8%	2%

Percentages may not total 100% due to rounding.

Morning and Afternoon Travel Mode Comparison by Day

■ Morning ■ Afternoon

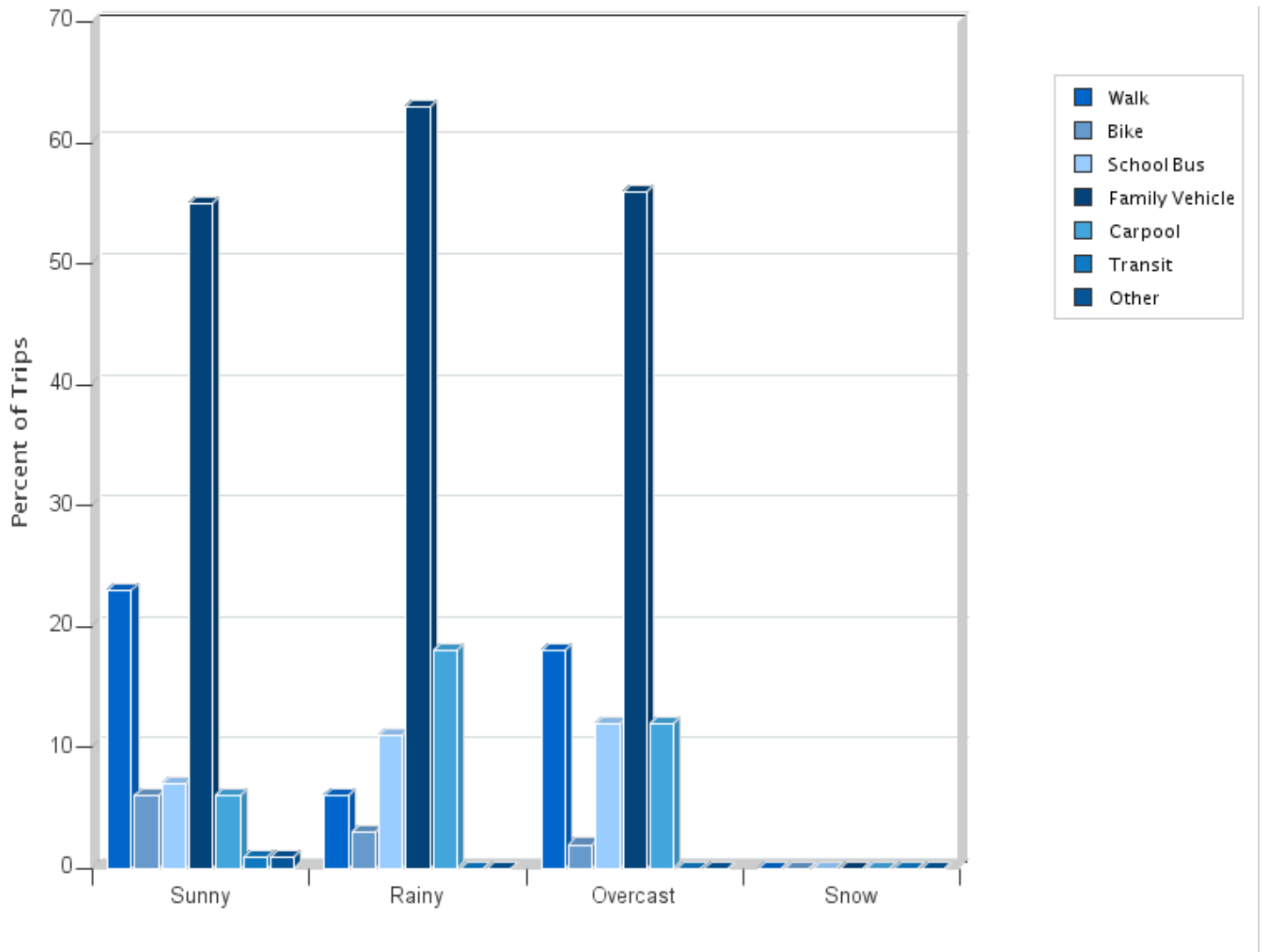


Morning and Afternoon Travel Mode Comparison by Day

	Number of Trips	Walk	Bike	School Bus	Family Vehicle	Carpool	Transit	Other
Tuesday AM	139	18%	8%	13%	54%	6%	1%	0%
Tuesday PM	98	34%	5%	4%	53%	4%	0%	0%
Wednesday AM	128	12%	5%	9%	63%	12%	0.8%	0%
Wednesday PM	75	31%	5%	5%	47%	4%	3%	5%
Thursday AM	95	9%	3%	9%	62%	13%	2%	1%
Thursday PM	76	29%	3%	5%	53%	8%	0%	3%

Percentages may not total 100% due to rounding.

Travel Mode by Weather Conditions



Travel Mode by Weather Condition

Weather Condition	Number of Trips	Walk	Bike	School Bus	Family Vehicle	Carpool	Transit	Other
Sunny	489	23%	6%	7%	55%	6%	1%	1%
Rainy	72	6%	3%	11%	63%	18%	0%	0%
Overcast	50	18%	2%	12%	56%	12%	0%	0%
Snow	0	0%	0%	0%	0%	0%	0%	0%

Percentages may not total 100% due to rounding.