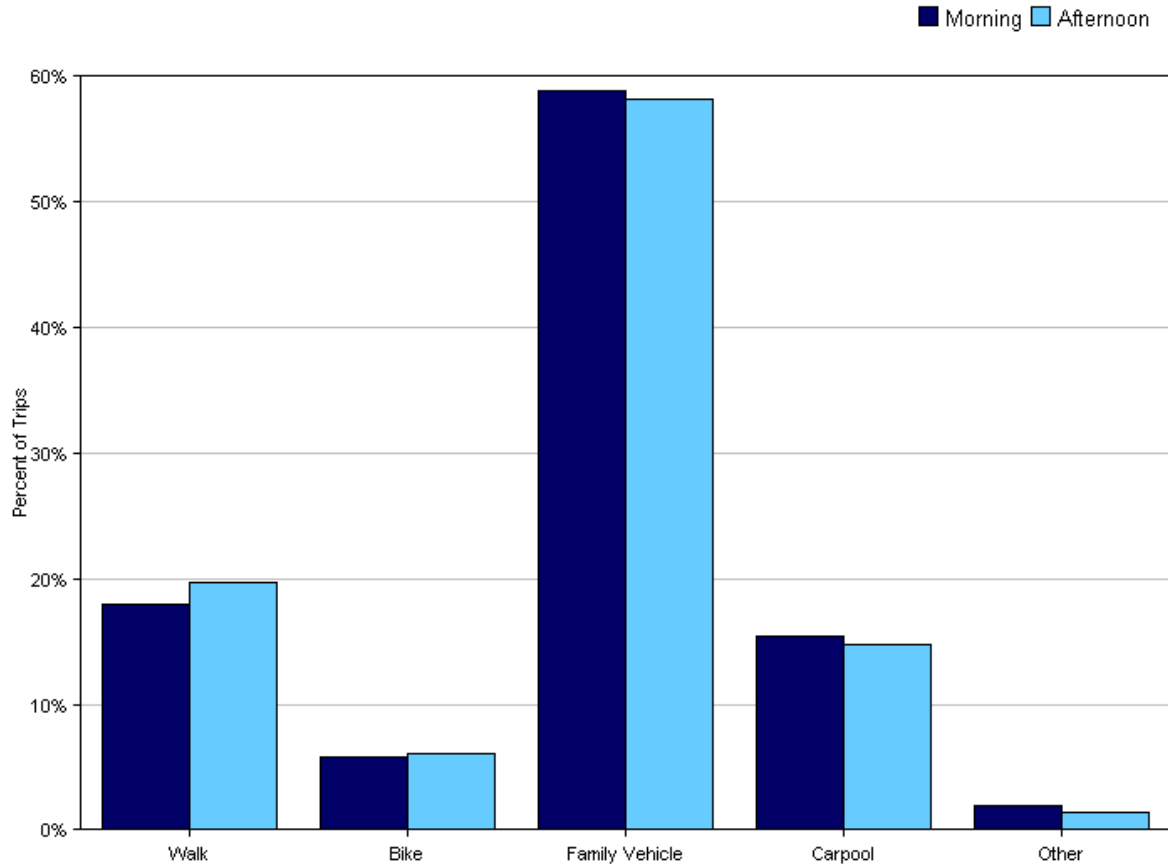


Tally Report Summary

Program Name:	Safe Routes to School	Month and Year Collected:	September 2012
School Name:	Loma Verde	Set ID:	10561
School Enrollment:	460	Date Report Generated:	12/11/2012
Enrollment within Grades Targeted by SRTS Program:	460	Number of Classrooms Included in Report:	20
Number of Classrooms in School:	21		

This report contains information from parents about their children's trip to and from school. The data used in this report were collected using the in-class Student Travel Tally questionnaire from the National Center for Safe Routes to School.

Morning and Afternoon Travel Mode Comparison

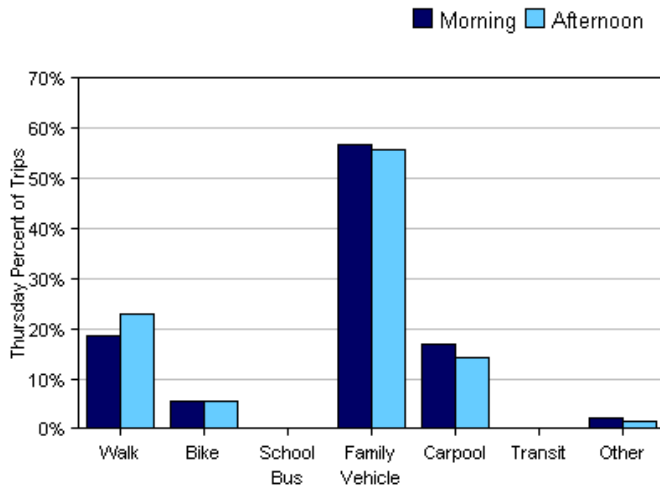
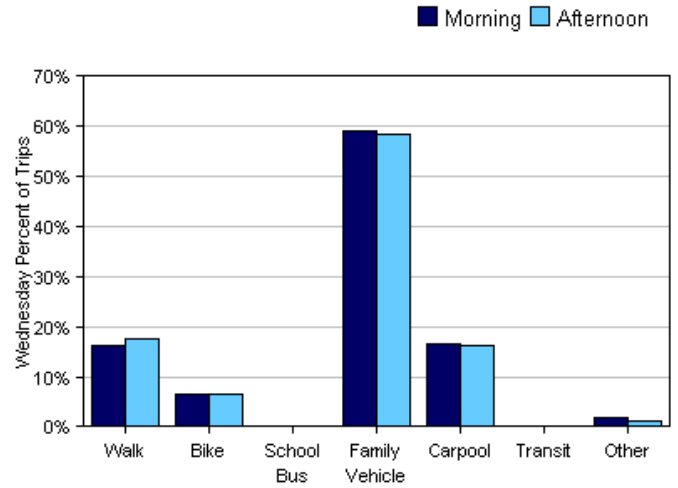
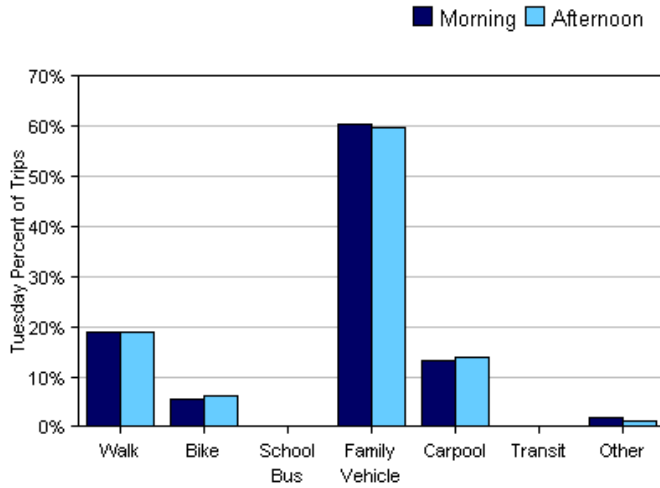


Morning and Afternoon Travel Mode Comparison

	Number of Trips	Walk	Bike	School Bus	Family Vehicle	Carpool	Transit	Other
Morning	1233	18%	6%	0%	59%	15%	0%	2%
Afternoon	1159	20%	6%	0%	58%	15%	0%	1%

Percentages may not total 100% due to rounding.

Morning and Afternoon Travel Mode Comparison by Day

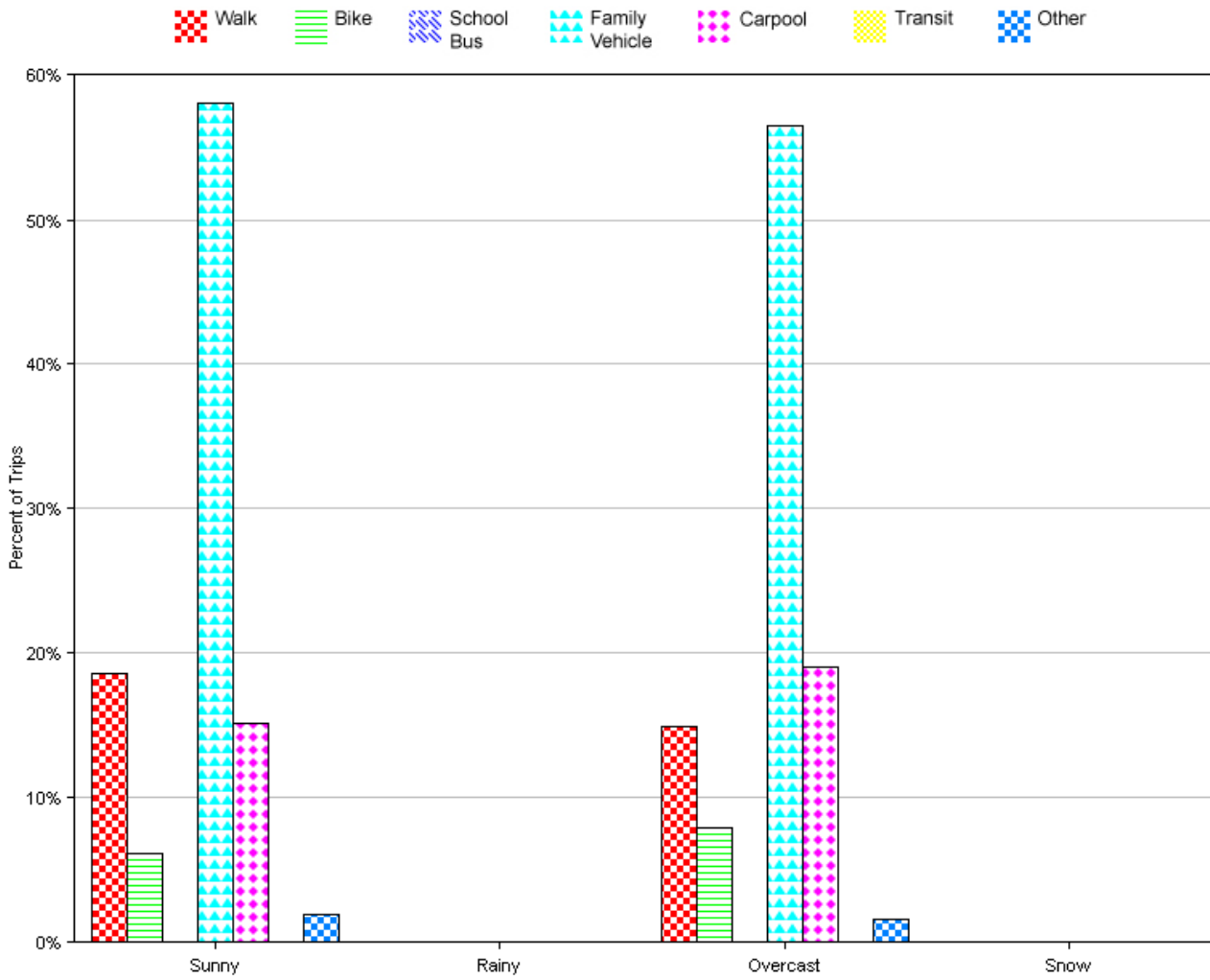


Morning and Afternoon Travel Mode Comparison by Day

	Number of Trips	Walk	Bike	School Bus	Family Vehicle	Carpool	Transit	Other
Tuesday AM	419	19%	5%	0%	61%	13%	0%	2%
Tuesday PM	397	19%	6%	0%	60%	14%	0%	1%
Wednesday AM	414	16%	7%	0%	59%	16%	0%	2%
Wednesday PM	396	17%	7%	0%	59%	16%	0%	1%
Thursday AM	400	19%	6%	0%	57%	17%	0%	2%
Thursday PM	366	23%	5%	0%	56%	14%	0%	2%

Percentages may not total 100% due to rounding.

Travel Mode by Weather Conditions



Travel Mode by Weather Condition

Weather Condition	Number of Trips	Walk	Bike	School Bus	Family Vehicle	Carpool	Transit	Other
Sunny	1583	19%	6%	0%	58%	15%	0%	2%
Rainy	0	0%	0%	0%	0%	0%	0%	0%
Overcast	315	15%	8%	0%	57%	19%	0%	2%
Snow	0	0%	0%	0%	0%	0%	0%	0%

Percentages may not total 100% due to rounding.