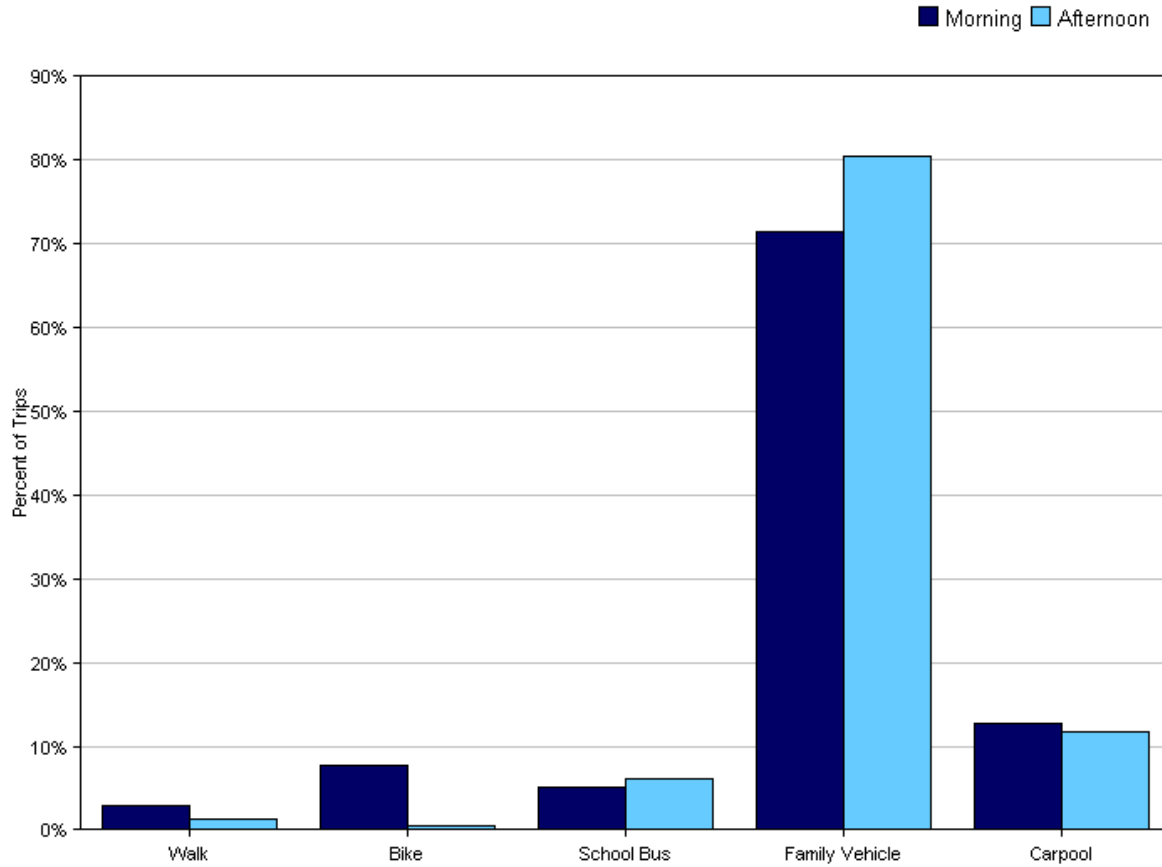


Tally Report Summary

Program Name:	Safe Routes to School	Month and Year Collected:	October 2012
School Name:	Lycee Francais	Set ID:	10603
School Enrollment:	225	Date Report Generated:	12/11/2012
Enrollment within Grades Targeted by SRTS Program:	225	Number of Classrooms Included in Report:	7
Number of Classrooms in School:	8		

This report contains information from parents about their children's trip to and from school. The data used in this report were collected using the in-class Student Travel Tally questionnaire from the National Center for Safe Routes to School.

Morning and Afternoon Travel Mode Comparison

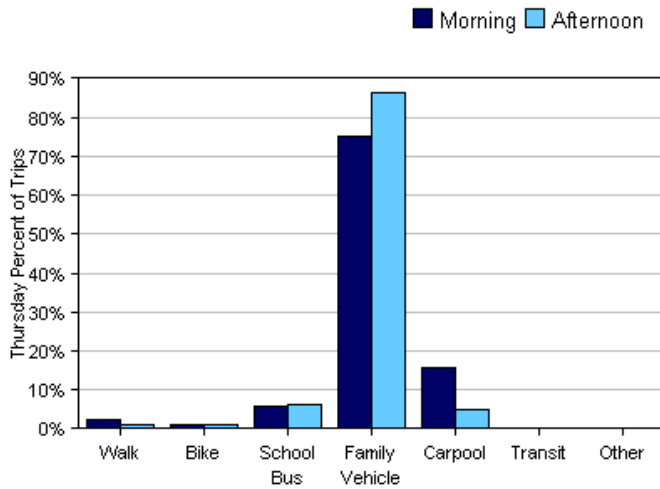
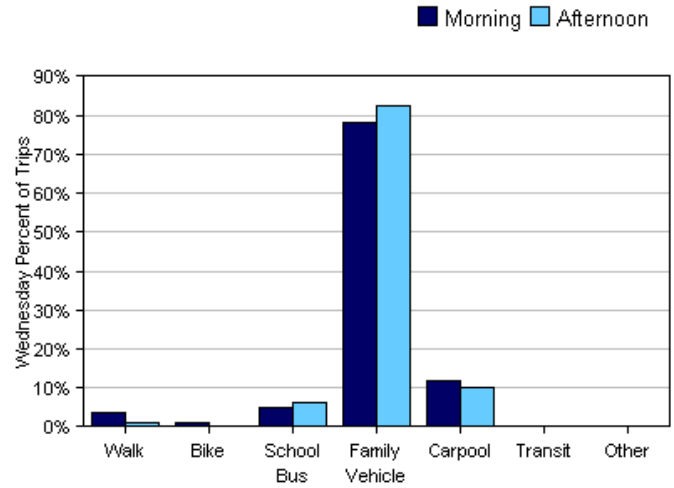
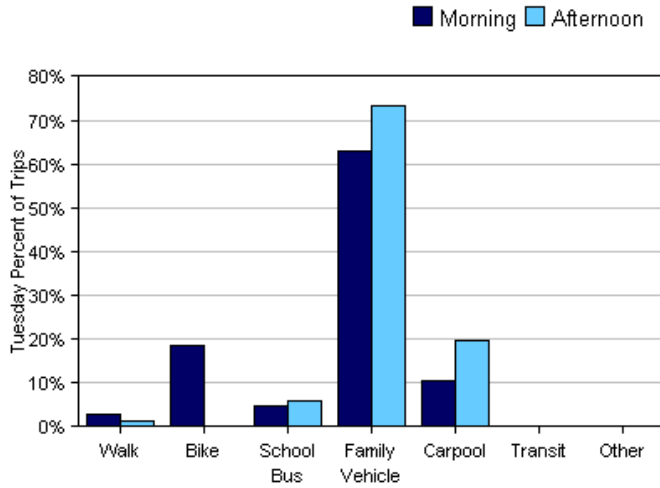


Morning and Afternoon Travel Mode Comparison

	Number of Trips	Walk	Bike	School Bus	Family Vehicle	Carpool	Transit	Other
Morning	274	3%	8%	5%	72%	13%	0%	0%
Afternoon	246	1%	0.4%	6%	80%	12%	0%	0%

Percentages may not total 100% due to rounding.

Morning and Afternoon Travel Mode Comparison by Day

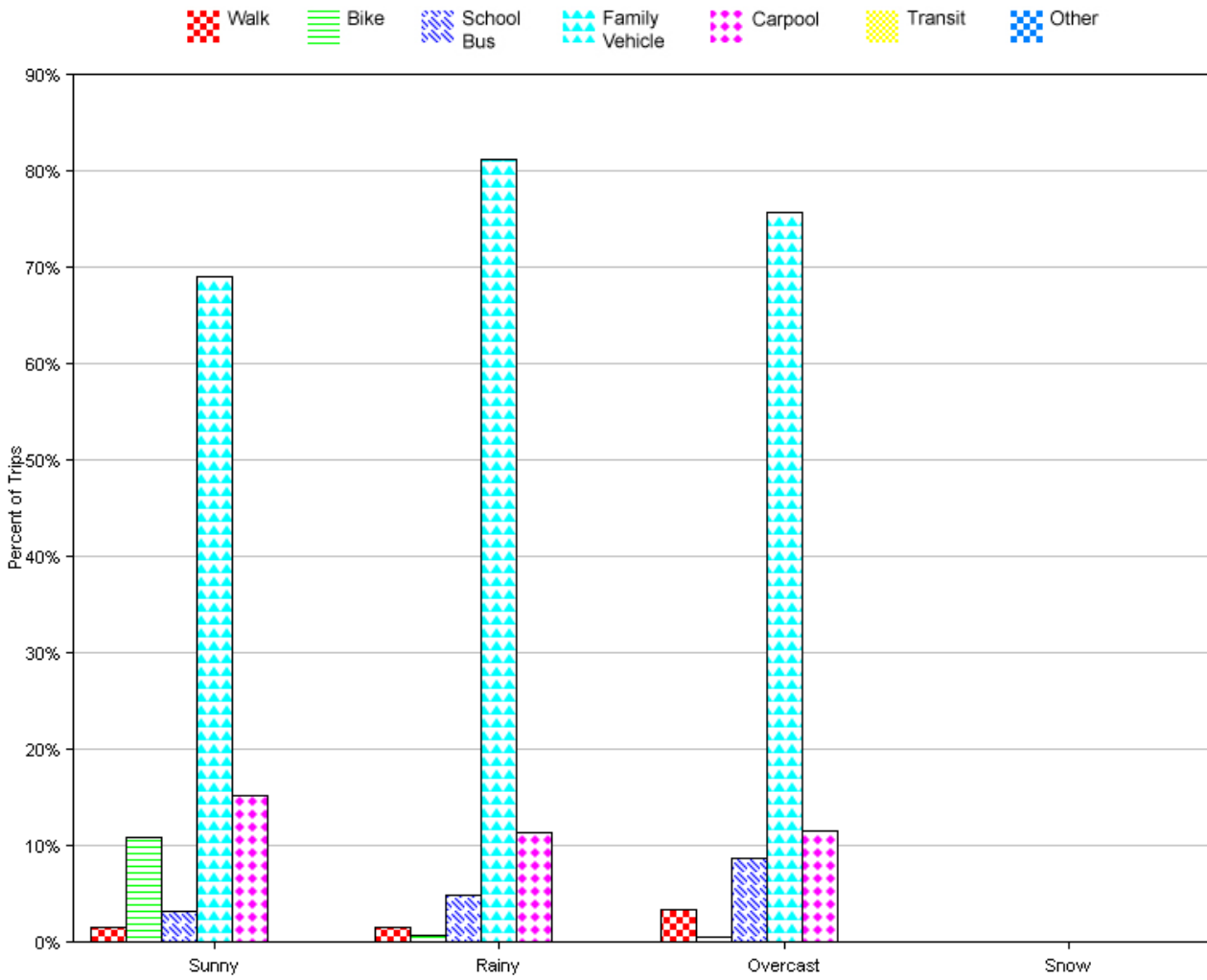


Morning and Afternoon Travel Mode Comparison by Day

	Number of Trips	Walk	Bike	School Bus	Family Vehicle	Carpool	Transit	Other
Tuesday AM	103	3%	18%	5%	63%	11%	0%	0%
Tuesday PM	86	1%	0%	6%	73%	20%	0%	0%
Wednesday AM	83	4%	1%	5%	78%	12%	0%	0%
Wednesday PM	79	1%	0%	6%	82%	10%	0%	0%
Thursday AM	88	2%	1%	6%	75%	16%	0%	0%
Thursday PM	81	1%	1%	6%	86%	5%	0%	0%

Percentages may not total 100% due to rounding.

Travel Mode by Weather Conditions



Travel Mode by Weather Condition

Weather Condition	Number of Trips	Walk	Bike	School Bus	Family Vehicle	Carpool	Transit	Other
Sunny	184	2%	11%	3%	69%	15%	0%	0%
Rainy	123	2%	0.8%	5%	81%	11%	0%	0%
Overcast	173	3%	0.6%	9%	76%	12%	0%	0%
Snow	0	0%	0%	0%	0%	0%	0%	0%

Percentages may not total 100% due to rounding.