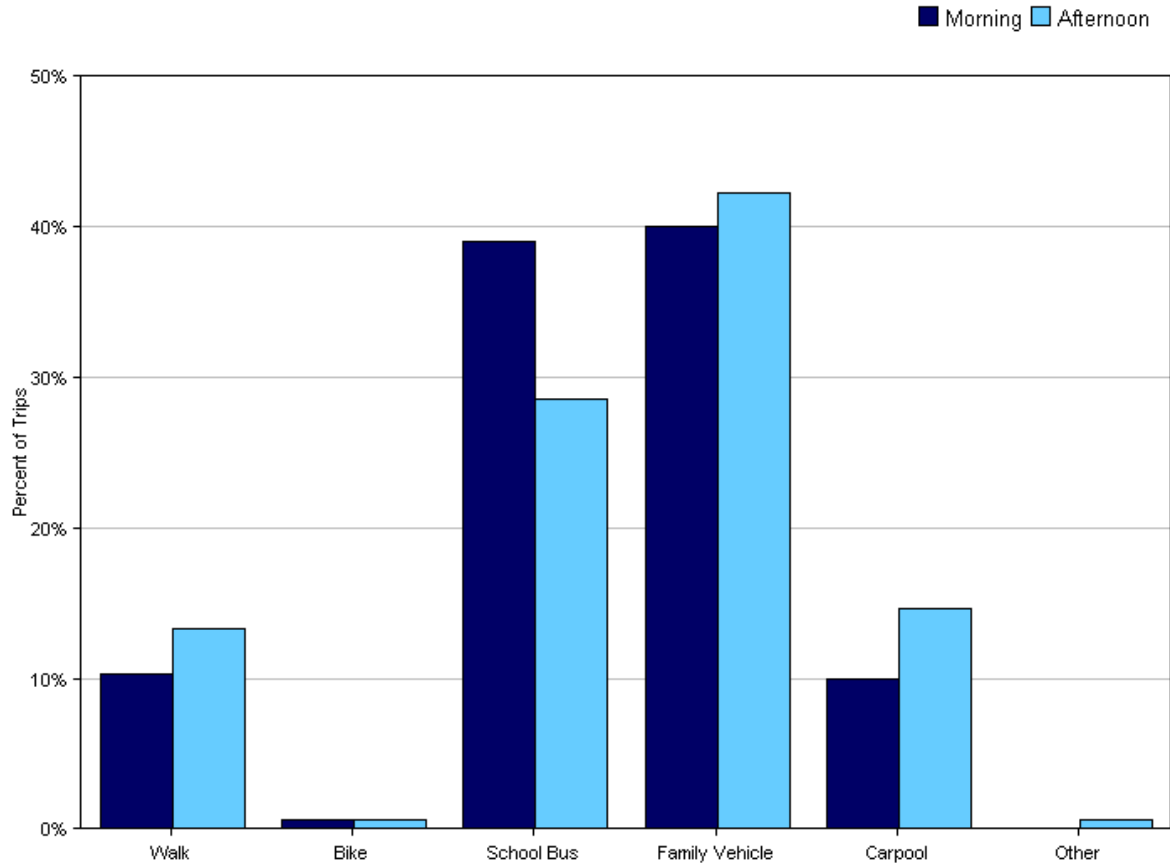


Tally Report

Program Name:	Safe Routes to School	Month and Year Collected:	September 2010
School Name:	West Marin School	Set ID:	5113
School Enrollment:	133	Date Report Generated:	12/09/2010
Enrollment within Grades Targeted by SRTS Program:	133	Number of Classrooms Included in Report:	7
Number of Classrooms in School:	131		

Morning and Afternoon Travel Mode Comparison

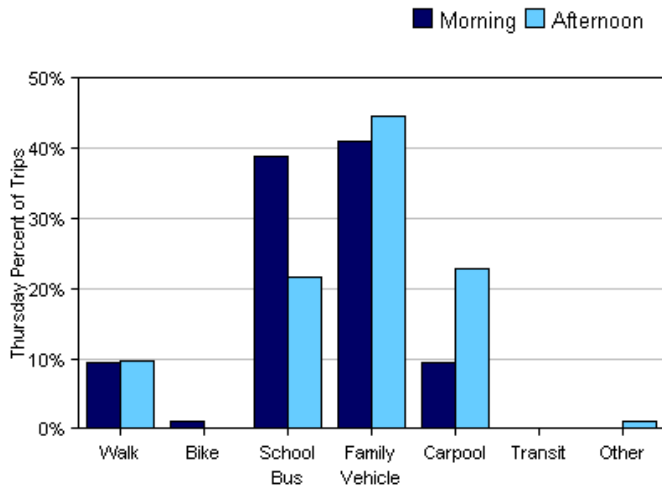
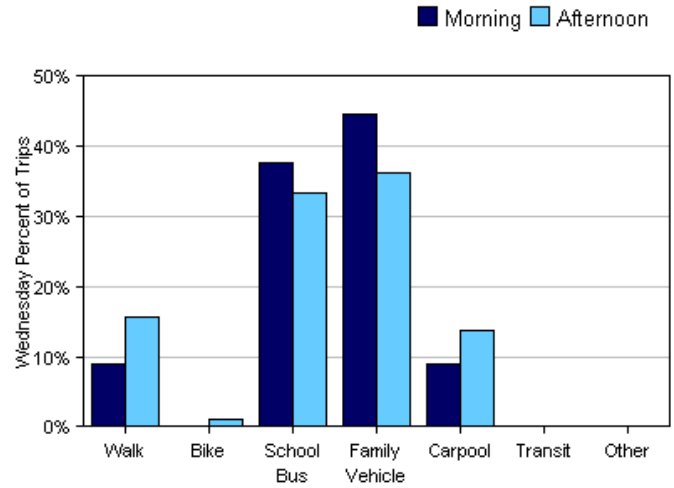
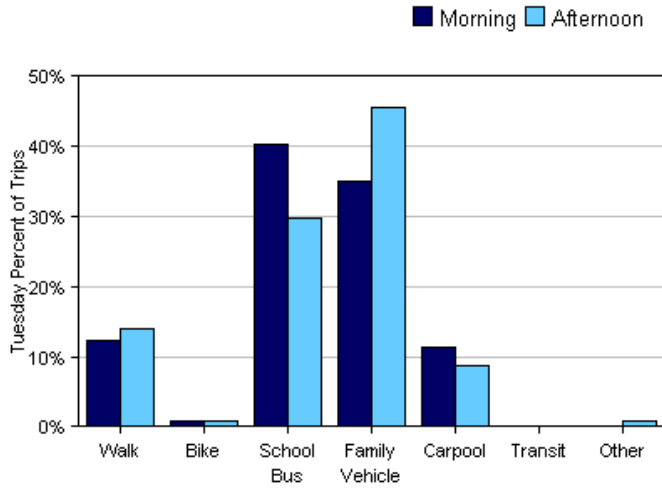


Morning and Afternoon Travel Mode Comparison

	Number of Trips	Walk	Bike	School Bus	Family Vehicle	Carpool	Transit	Other
Morning	310	10%	0.6%	39%	40%	10%	0%	0%
Afternoon	308	13%	0.6%	29%	42%	15%	0%	0.6%

Percentages may not total 100% due to rounding.

Morning and Afternoon Travel Mode Comparison by Day

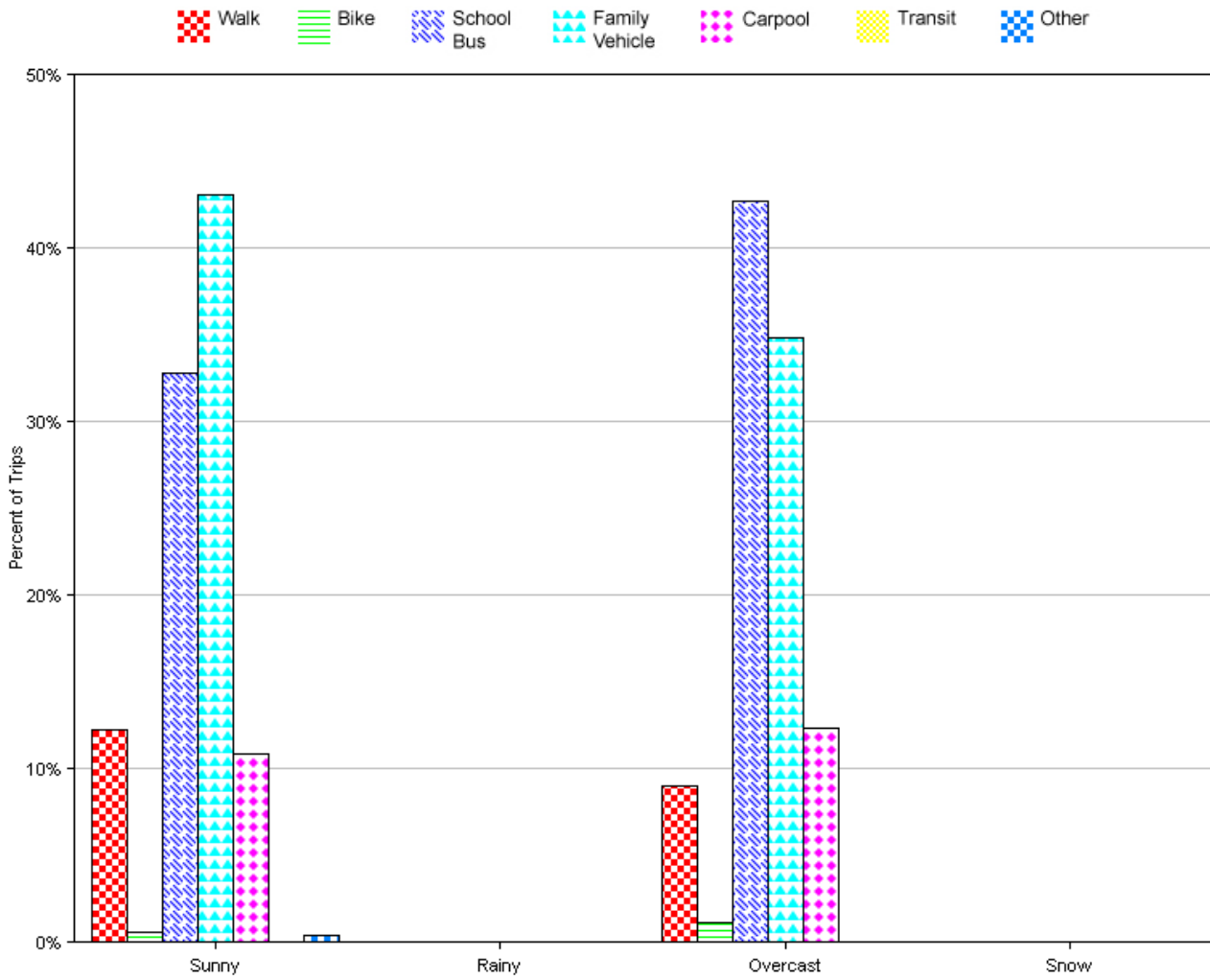


Morning and Afternoon Travel Mode Comparison by Day

	Number of Trips	Walk	Bike	School Bus	Family Vehicle	Carpool	Transit	Other
Tuesday AM	114	12%	0.9%	40%	35%	11%	0%	0%
Tuesday PM	114	14%	0.9%	30%	46%	9%	0%	0.9%
Wednesday AM	101	9%	0%	38%	45%	9%	0%	0%
Wednesday PM	102	16%	1.0%	33%	36%	14%	0%	0%
Thursday AM	95	9%	1%	39%	41%	9%	0%	0%
Thursday PM	92	10%	0%	22%	45%	23%	0%	1%

Percentages may not total 100% due to rounding.

Travel Mode by Weather Conditions



Travel Mode by Weather Condition

Weather Condition	Number of Trips	Walk	Bike	School Bus	Family Vehicle	Carpool	Transit	Other
Sunny	515	12%	0.6%	33%	43%	11%	0%	0.4%
Rainy	0	0%	0%	0%	0%	0%	0%	0%
Overcast	89	9%	1%	43%	35%	12%	0%	0%
Snow	0	0%	0%	0%	0%	0%	0%	0%

Percentages may not total 100% due to rounding.