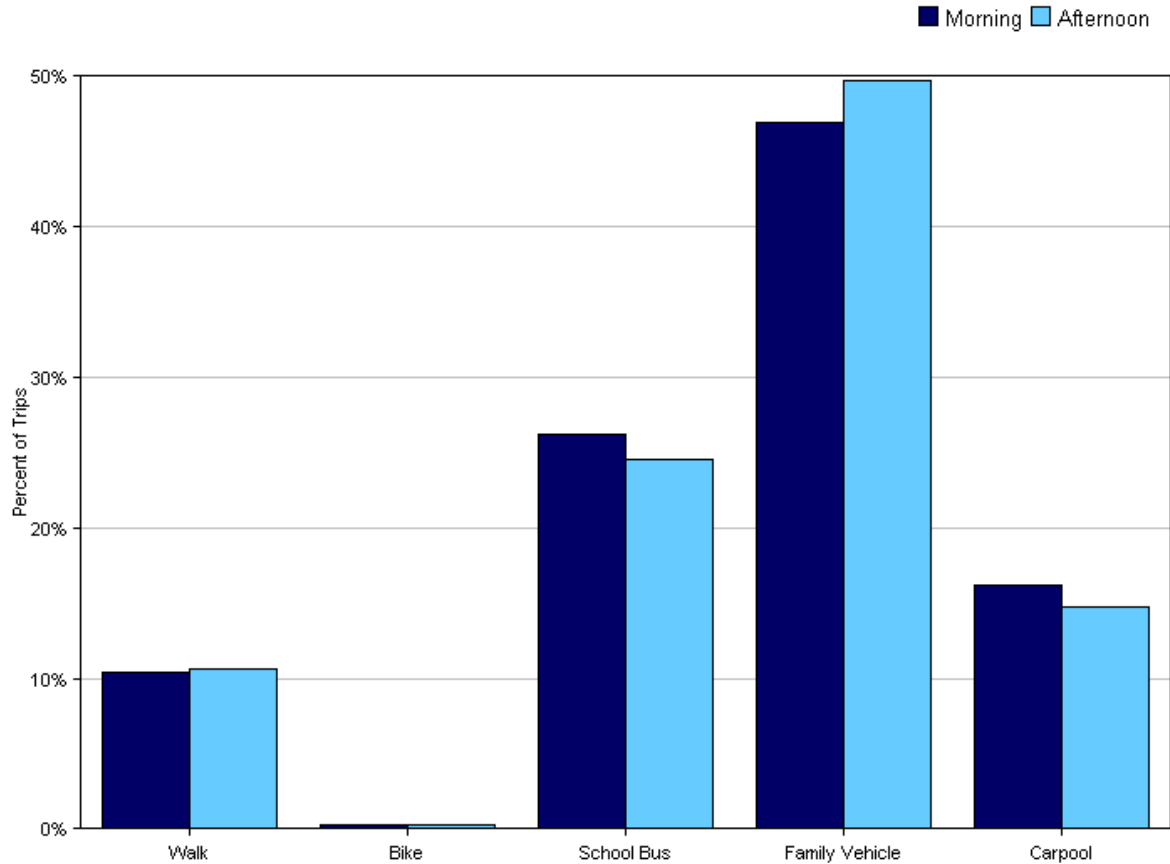


Tally Report

Program Name:	Safe Routes to School	Month and Year Collected:	May 2011
School Name:	West Marin School	Set ID:	7001
School Enrollment:	169	Date Report Generated:	06/13/2011
Enrollment within Grades Targeted by SRTS Program:		Number of Classrooms Included in Report:	7
Number of Classrooms in School:	10		

Morning and Afternoon Travel Mode Comparison

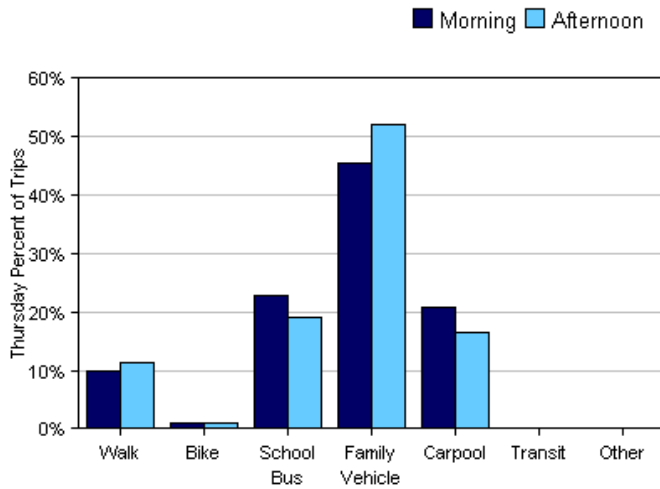
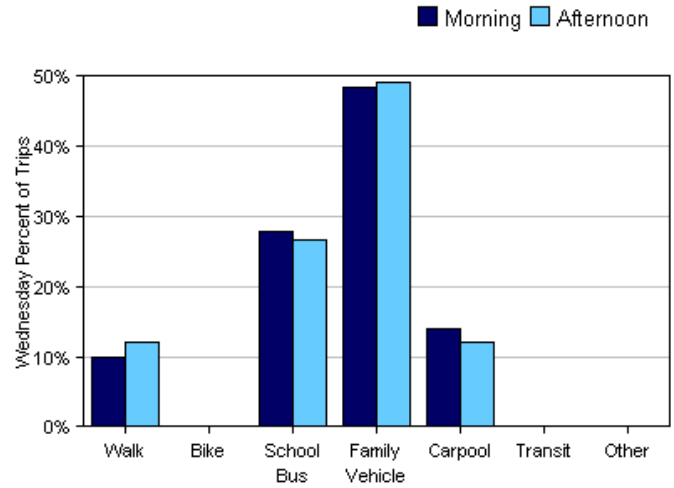
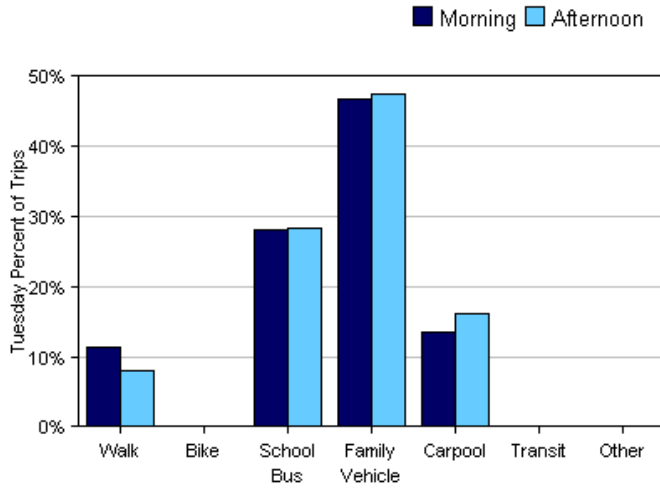


Morning and Afternoon Travel Mode Comparison

	Number of Trips	Walk	Bike	School Bus	Family Vehicle	Carpool	Transit	Other
Morning	328	10%	0.3%	26%	47%	16%	0%	0%
Afternoon	338	11%	0.3%	25%	50%	15%	0%	0%

Percentages may not total 100% due to rounding.

Morning and Afternoon Travel Mode Comparison by Day

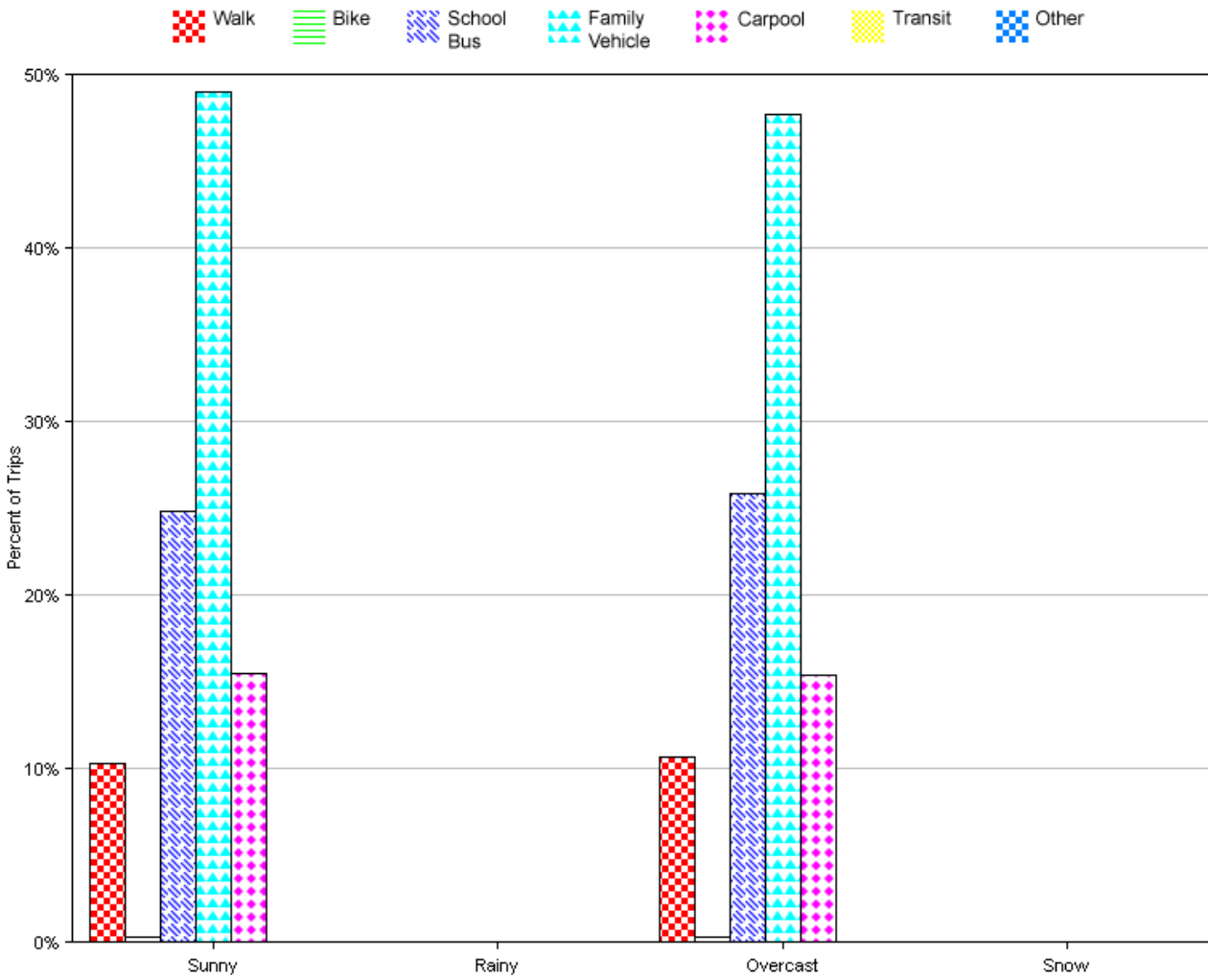


Morning and Afternoon Travel Mode Comparison by Day

	Number of Trips	Walk	Bike	School Bus	Family Vehicle	Carpool	Transit	Other
Tuesday AM	96	11%	0%	28%	47%	14%	0%	0%
Tuesday PM	99	8%	0%	28%	47%	16%	0%	0%
Wednesday AM	122	10%	0%	28%	48%	14%	0%	0%
Wednesday PM	124	12%	0%	27%	49%	12%	0%	0%
Thursday AM	110	10%	0.9%	23%	45%	21%	0%	0%
Thursday PM	115	11%	0.9%	19%	52%	17%	0%	0%

Percentages may not total 100% due to rounding.

Travel Mode by Weather Conditions



Travel Mode by Weather Condition

Weather Condition	Number of Trips	Walk	Bike	School Bus	Family Vehicle	Carpool	Transit	Other
Sunny	310	10%	0.3%	25%	49%	15%	0%	0%
Rainy	0	0%	0%	0%	0%	0%	0%	0%
Overcast	356	11%	0.3%	26%	48%	15%	0%	0%
Snow	0	0%	0%	0%	0%	0%	0%	0%

Percentages may not total 100% due to rounding.