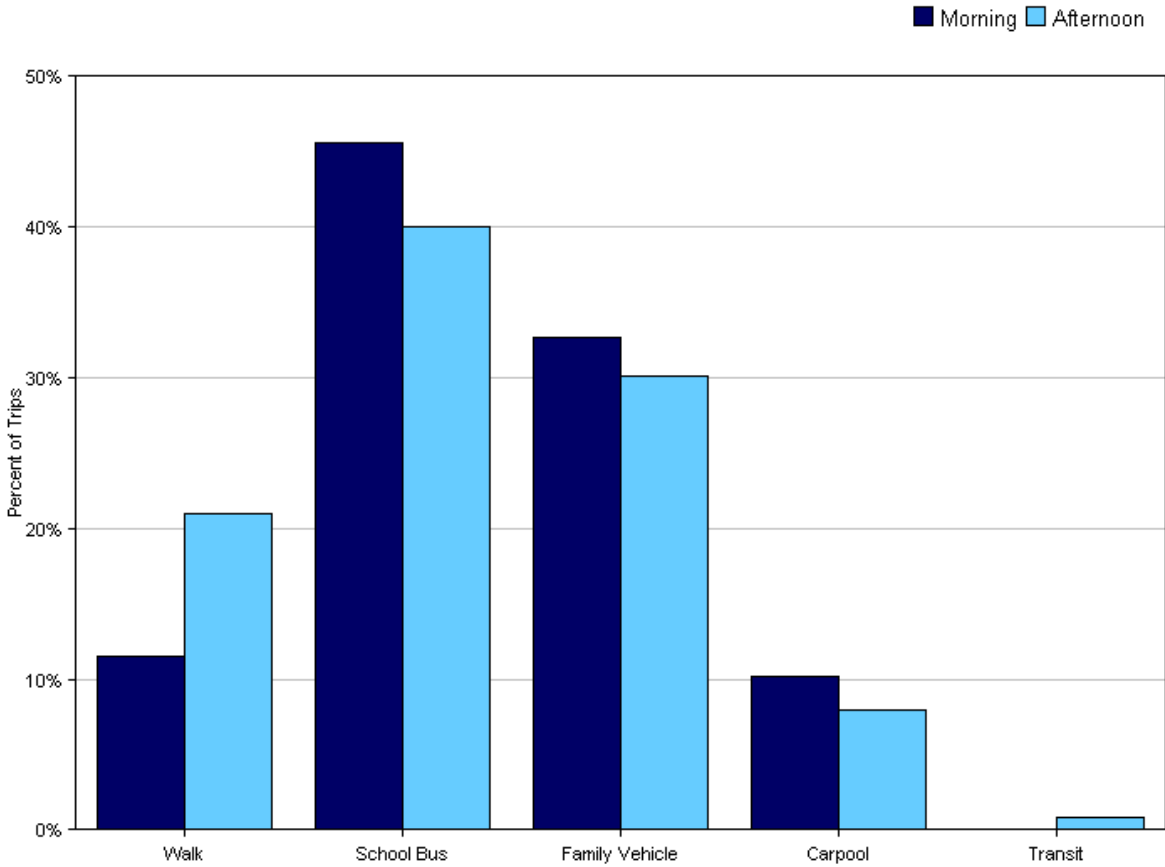


Tally Report Summary

Program Name:	Safe Routes to School	Month and Year Collected:	May 2012
School Name:	West Marin School	Set ID:	9534
School Enrollment:	125	Date Report Generated:	06/14/2012
Enrollment within Grades Targeted by SRTS Program:		Number of Classrooms Included in Report:	9
Number of Classrooms in School:	8		

This report contains information from parents about their children's trip to and from school. The data used in this report were collected using the in-class Student Travel Tally questionnaire from the National Center for Safe Routes to School.

Morning and Afternoon Travel Mode Comparison

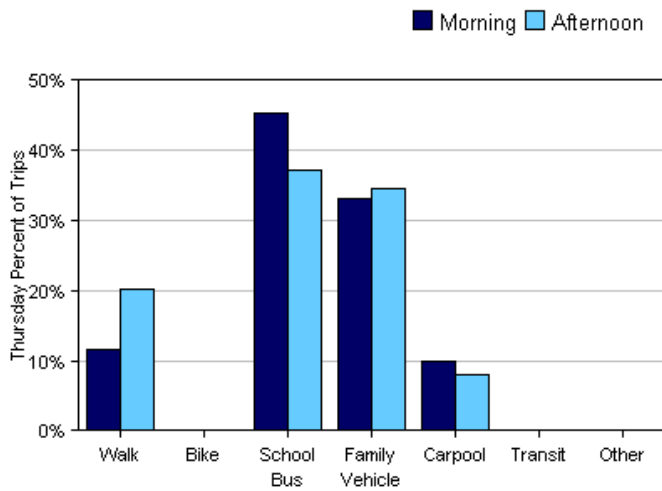
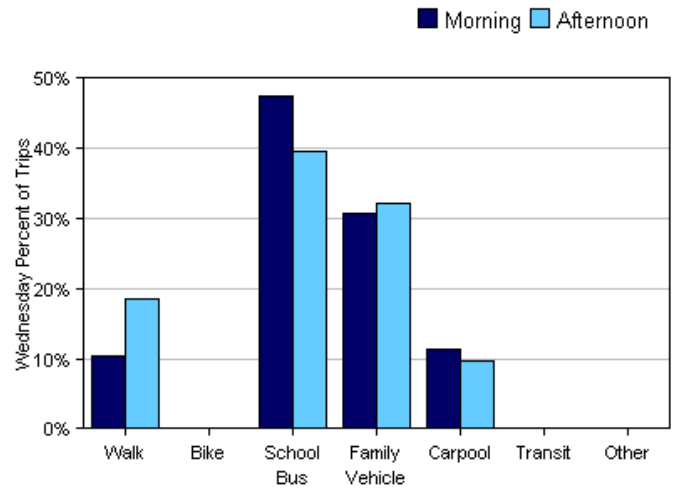
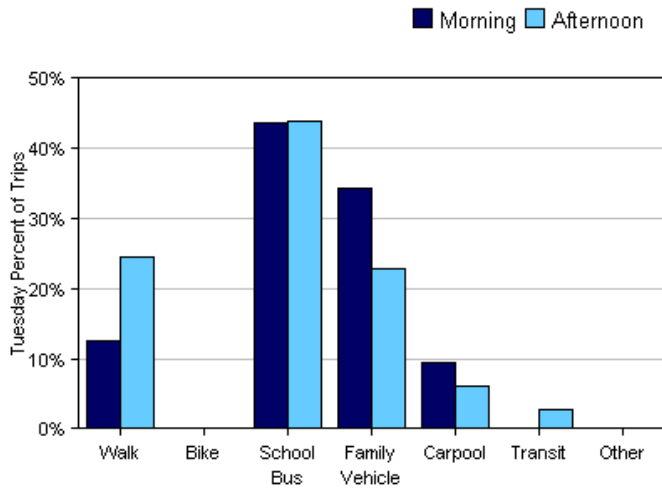


Morning and Afternoon Travel Mode Comparison

	Number of Trips	Walk	Bike	School Bus	Family Vehicle	Carpool	Transit	Other
Morning	373	12%	0%	46%	33%	10%	0%	0%
Afternoon	362	21%	0%	40%	30%	8%	0.8%	0%

Percentages may not total 100% due to rounding.

Morning and Afternoon Travel Mode Comparison by Day

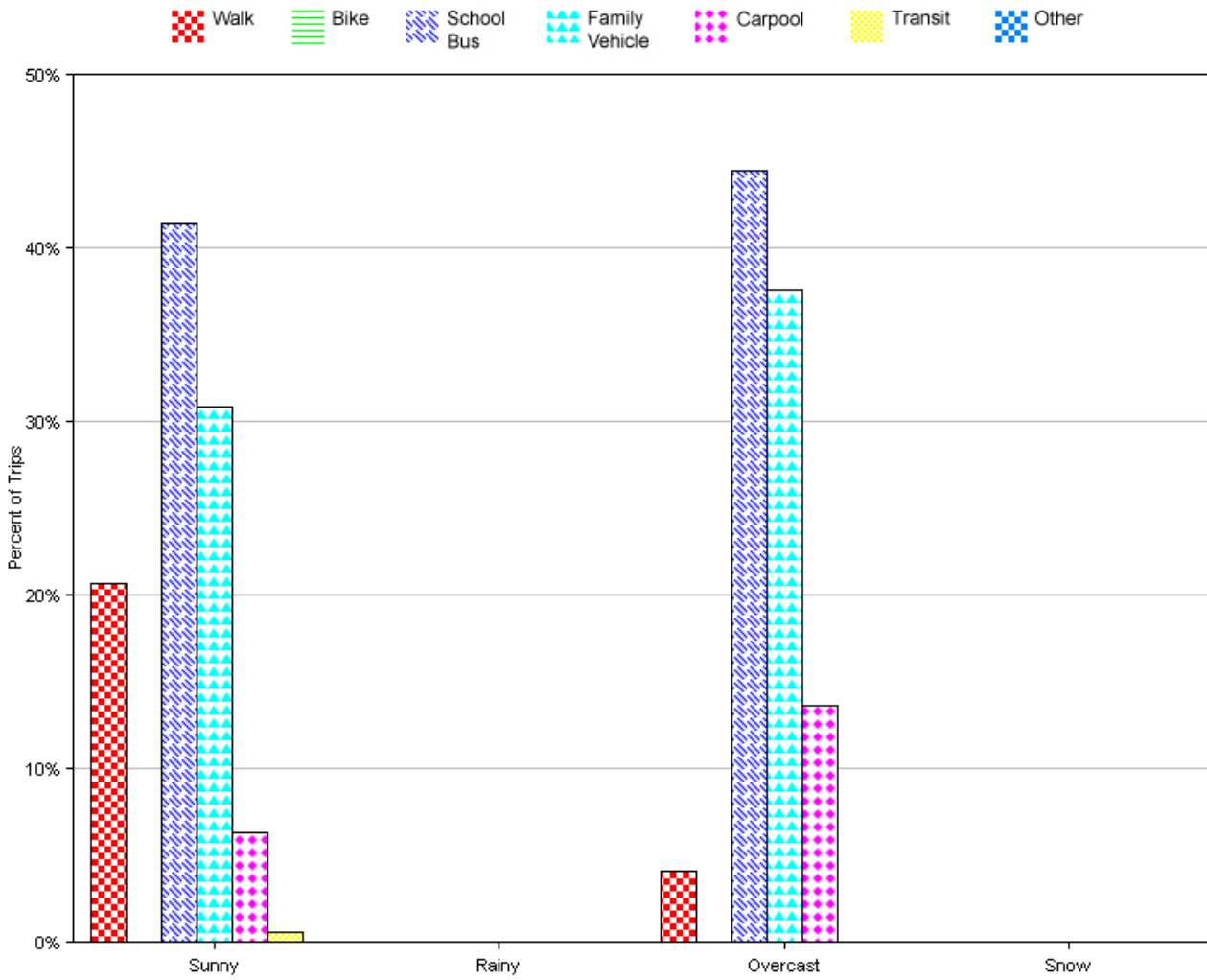


Morning and Afternoon Travel Mode Comparison by Day

	Number of Trips	Walk	Bike	School Bus	Family Vehicle	Carpool	Transit	Other
Tuesday AM	128	13%	0%	44%	34%	9%	0%	0%
Tuesday PM	114	25%	0%	44%	23%	6%	3%	0%
Wednesday AM	124	10%	0%	48%	31%	11%	0%	0%
Wednesday PM	124	19%	0%	40%	32%	10%	0%	0%
Thursday AM	121	12%	0%	45%	33%	10%	0%	0%
Thursday PM	124	20%	0%	37%	35%	8%	0%	0%

Percentages may not total 100% due to rounding.

Travel Mode by Weather Conditions



Travel Mode by Weather Condition

Weather Condition	Number of Trips	Walk	Bike	School Bus	Family Vehicle	Carpool	Transit	Other
Sunny	473	21%	0%	41%	31%	6%	0.6%	0%
Rainy	0	0%	0%	0%	0%	0%	0%	0%
Overcast	146	4%	0%	45%	38%	14%	0%	0%
Snow	0	0%	0%	0%	0%	0%	0%	0%

Percentages may not total 100% due to rounding.