

Student Travel Tally Report: One School in One Data Collection Period

School Name: Brookside

Set ID: 29486

School Group: Marin Safe Routes to Schools

Month and Year Collected: September 2019

School Enrollment: 360

Date Report Generated: 11/05/2019

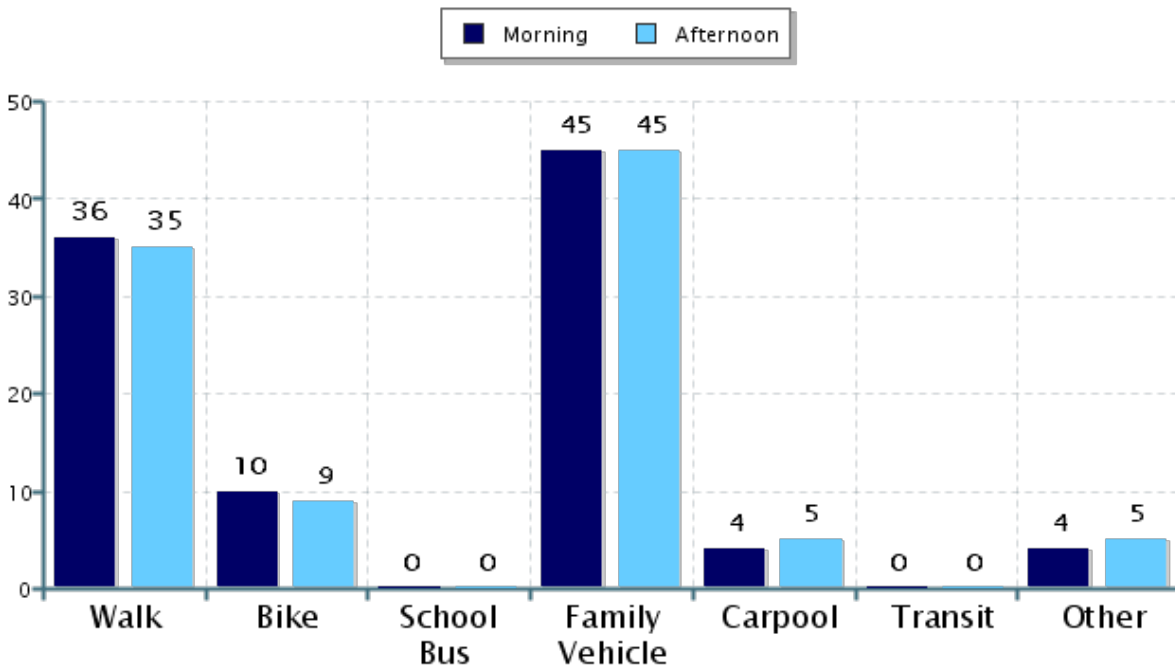
% of Students reached by SRTS activities: Don't Know

Tags:

**Number of Classrooms
Included in Report:** 16

This report contains information from your school's classrooms about students' trip to and from school. The data used in this report were collected using the in-class Student Travel Tally questionnaire from the National Center for Safe Routes to School.

Morning and Afternoon Travel Mode Comparison



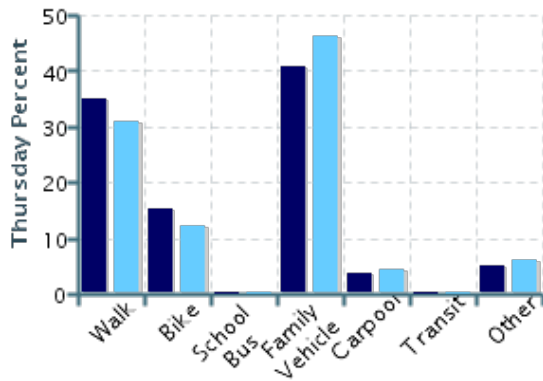
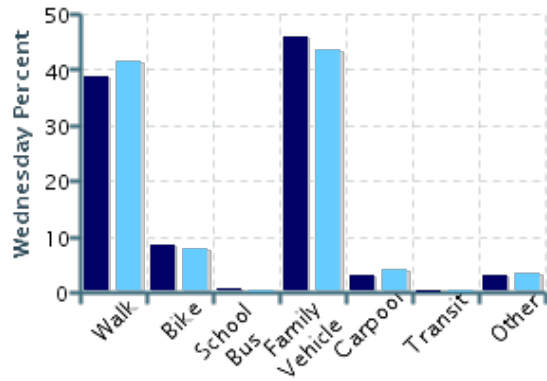
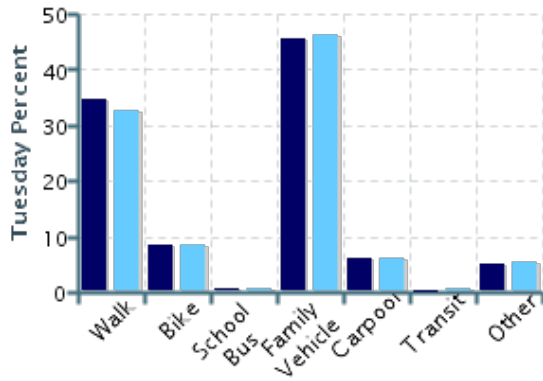
Morning and Afternoon Travel Mode Comparison

	Number of Trips	Walk	Bike	School Bus	Family Vehicle	Carpool	Transit	Other
Morning	579	36%	10%	0.3%	45%	4%	0%	4%
Afternoon	528	35%	9%	0.2%	45%	5%	0.2%	5%

Percentages may not total 100% due to rounding.

Morning and Afternoon Travel Mode Comparison by Day

■ Morning ■ Afternoon

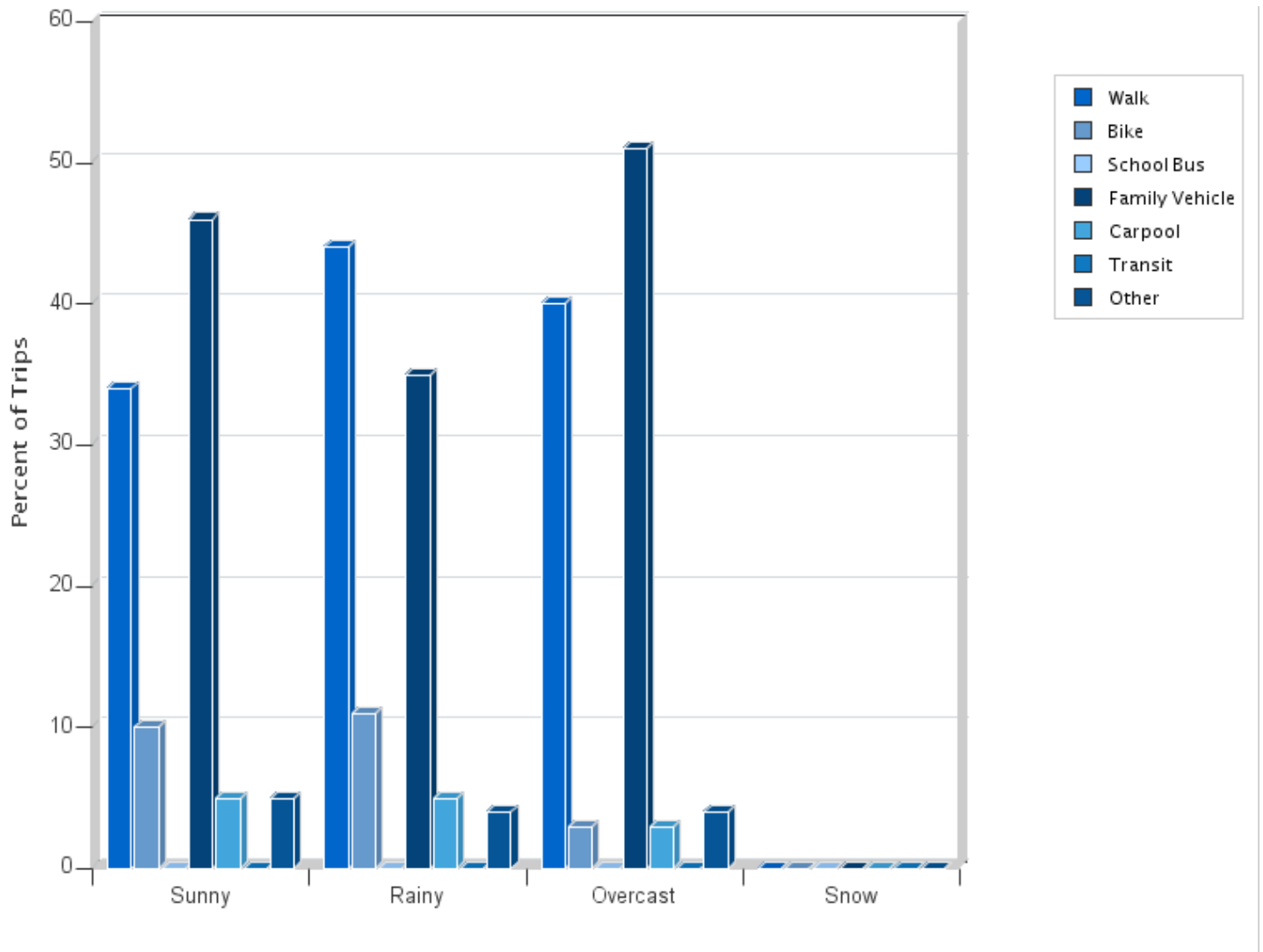


Morning and Afternoon Travel Mode Comparison by Day

	Number of Trips	Walk	Bike	School Bus	Family Vehicle	Carpool	Transit	Other
Tuesday AM	251	35%	8%	0.4%	45%	6%	0%	5%
Tuesday PM	244	33%	9%	0.4%	46%	6%	0.4%	5%
Wednesday AM	191	39%	8%	0.5%	46%	3%	0%	3%
Wednesday PM	152	41%	8%	0%	43%	4%	0%	3%
Thursday AM	137	35%	15%	0%	41%	4%	0%	5%
Thursday PM	132	31%	12%	0%	46%	5%	0%	6%

Percentages may not total 100% due to rounding.

Travel Mode by Weather Conditions



Travel Mode by Weather Condition

Weather Condition	Number of Trips	Walk	Bike	School Bus	Family Vehicle	Carpool	Transit	Other
Sunny	881	34%	10%	0.3%	46%	5%	0.1%	5%
Rainy	153	44%	11%	0%	35%	5%	0%	4%
Overcast	73	40%	3%	0%	51%	3%	0%	4%
Snow	0	0%	0%	0%	0%	0%	0%	0%

Percentages may not total 100% due to rounding.