

Student Travel Tally Report: One School in One Data Collection Period

School Name: Hidden Valley

Set ID: 29497

School Group: Marin Safe Routes to Schools

Month and Year Collected: September 2019

School Enrollment: 331

Date Report Generated: 11/05/2019

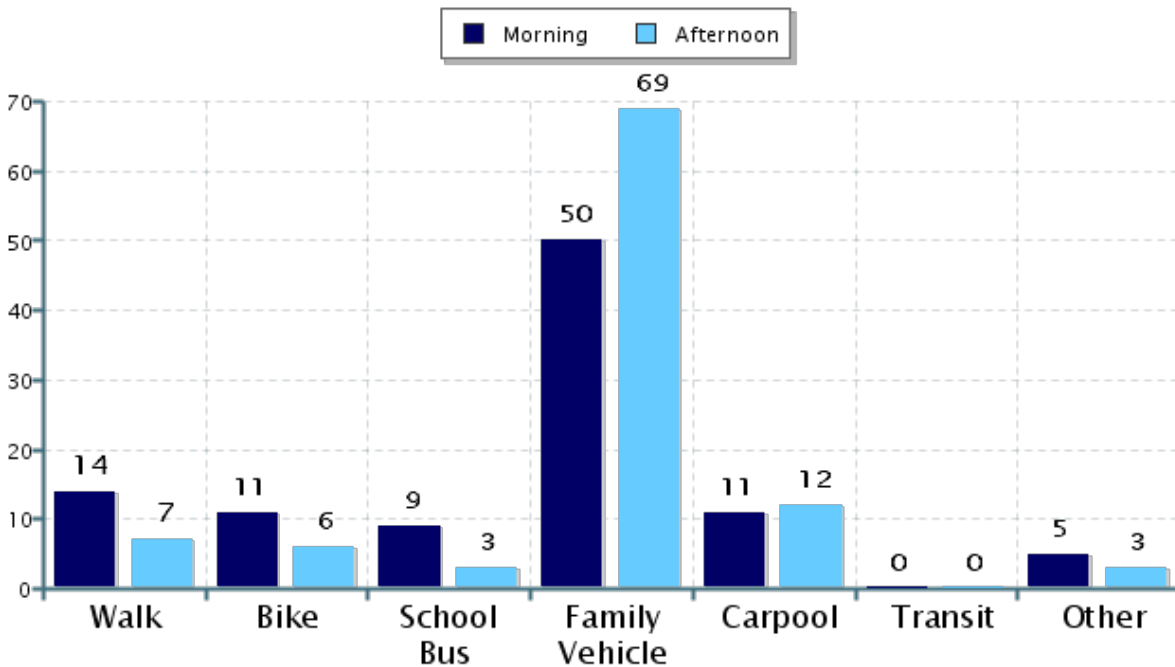
% of Students reached by SRTS activities: Don't Know

Tags:

**Number of Classrooms
Included in Report:** 15

This report contains information from your school's classrooms about students' trip to and from school. The data used in this report were collected using the in-class Student Travel Tally questionnaire from the National Center for Safe Routes to School.

Morning and Afternoon Travel Mode Comparison



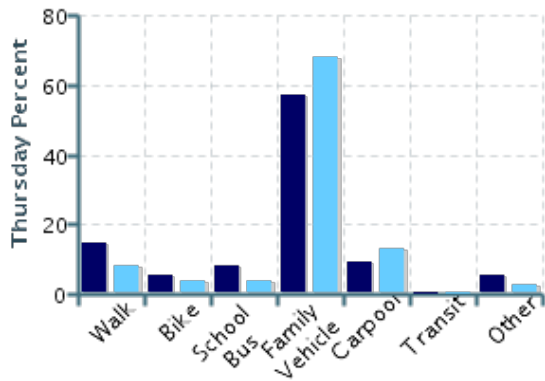
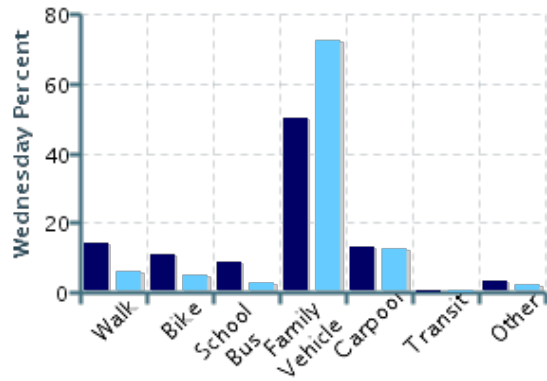
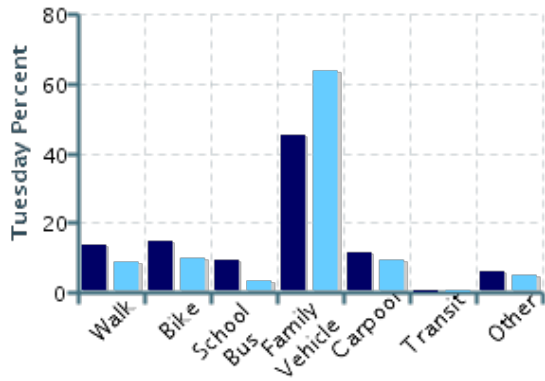
Morning and Afternoon Travel Mode Comparison

	Number of Trips	Walk	Bike	School Bus	Family Vehicle	Carpool	Transit	Other
Morning	494	14%	11%	9%	50%	11%	0%	5%
Afternoon	595	7%	6%	3%	69%	12%	0%	3%

Percentages may not total 100% due to rounding.

Morning and Afternoon Travel Mode Comparison by Day

■ Morning ■ Afternoon

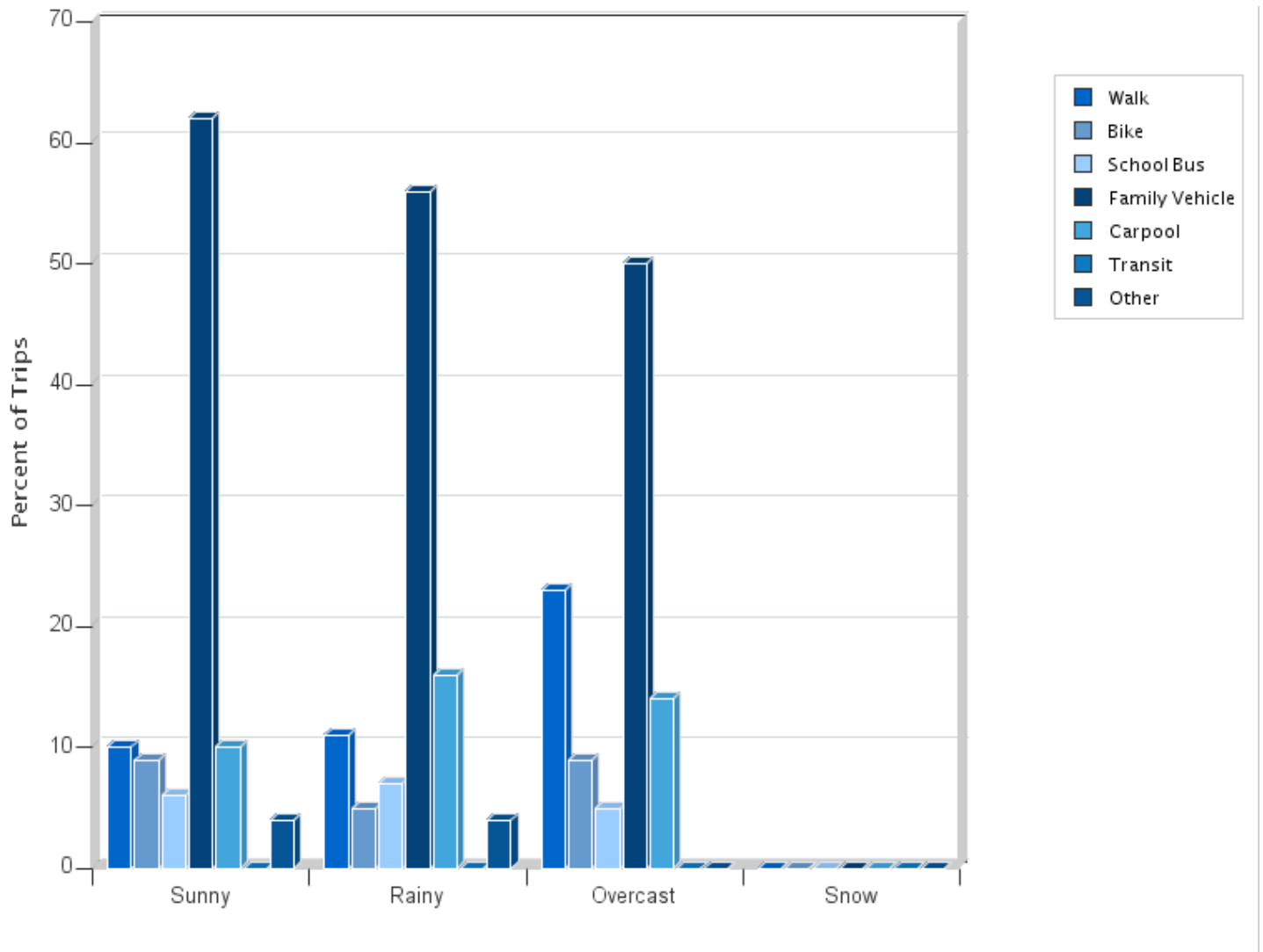


Morning and Afternoon Travel Mode Comparison by Day

	Number of Trips	Walk	Bike	School Bus	Family Vehicle	Carpool	Transit	Other
Tuesday AM	169	14%	15%	9%	45%	11%	0%	6%
Tuesday PM	170	9%	10%	4%	64%	9%	0%	5%
Wednesday AM	176	14%	11%	9%	50%	13%	0%	3%
Wednesday PM	277	6%	5%	3%	72%	12%	0%	2%
Thursday AM	149	15%	5%	8%	57%	9%	0%	5%
Thursday PM	148	8%	4%	4%	68%	13%	0%	3%

Percentages may not total 100% due to rounding.

Travel Mode by Weather Conditions



Travel Mode by Weather Condition

Weather Condition	Number of Trips	Walk	Bike	School Bus	Family Vehicle	Carpool	Transit	Other
Sunny	887	10%	9%	6%	62%	10%	0%	4%
Rainy	135	11%	5%	7%	56%	16%	0%	4%
Overcast	22	23%	9%	5%	50%	14%	0%	0%
Snow	0	0%	0%	0%	0%	0%	0%	0%

Percentages may not total 100% due to rounding.