

Student Travel Tally Report: One School in One Data Collection Period

School Name: Manor School

Set ID: 29505

School Group: Marin Safe Routes to Schools

Month and Year Collected: September 2019

School Enrollment: 277

Date Report Generated: 11/05/2019

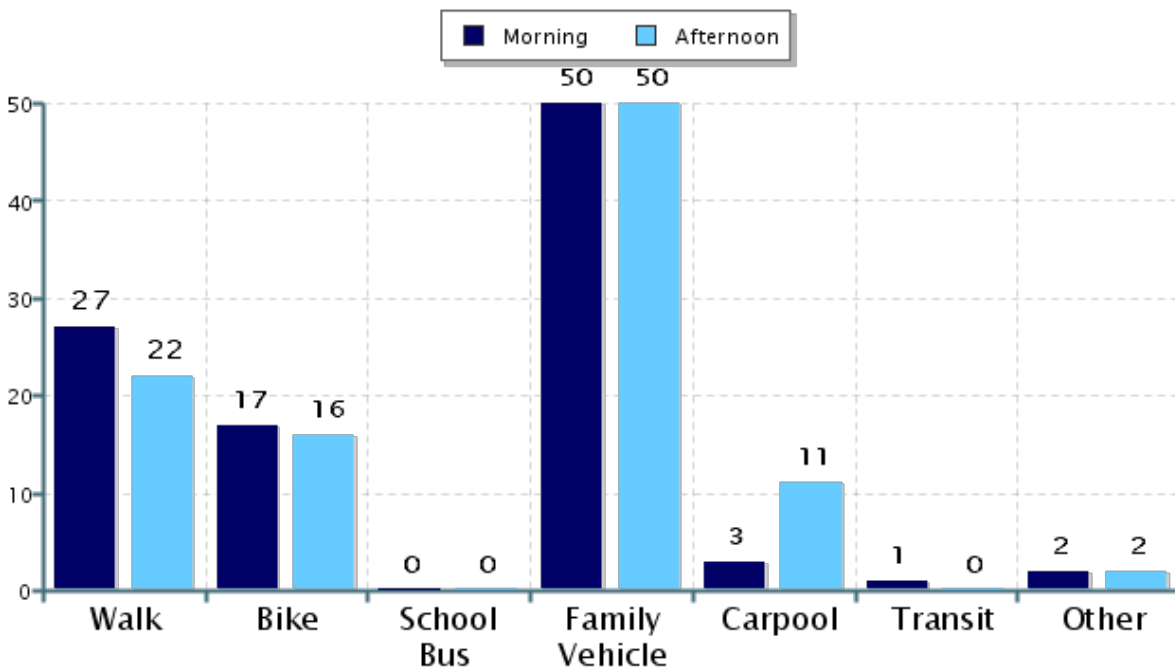
% of Students reached by SRTS activities: Don't Know

Tags:

**Number of Classrooms
Included in Report:** 9

This report contains information from your school's classrooms about students' trip to and from school. The data used in this report were collected using the in-class Student Travel Tally questionnaire from the National Center for Safe Routes to School.

Morning and Afternoon Travel Mode Comparison



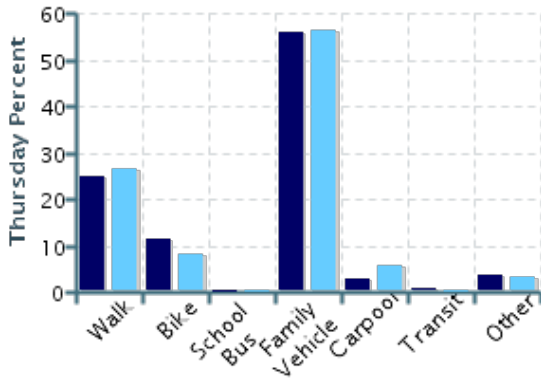
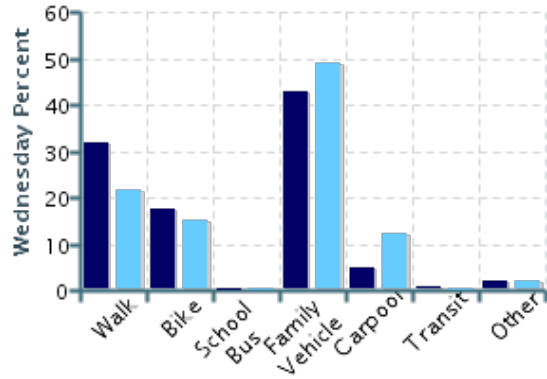
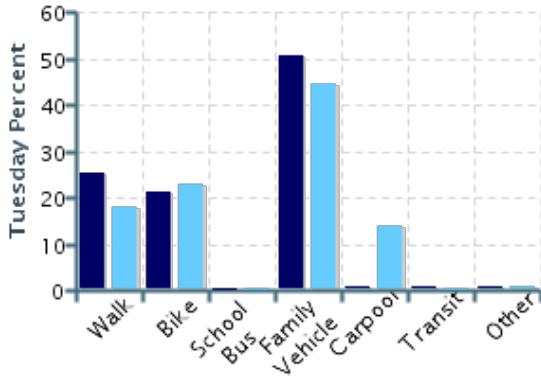
Morning and Afternoon Travel Mode Comparison

	Number of Trips	Walk	Bike	School Bus	Family Vehicle	Carpool	Transit	Other
Morning	310	27%	17%	0%	50%	3%	1.0%	2%
Afternoon	294	22%	16%	0%	50%	11%	0%	2%

Percentages may not total 100% due to rounding.

Morning and Afternoon Travel Mode Comparison by Day

■ Morning ■ Afternoon

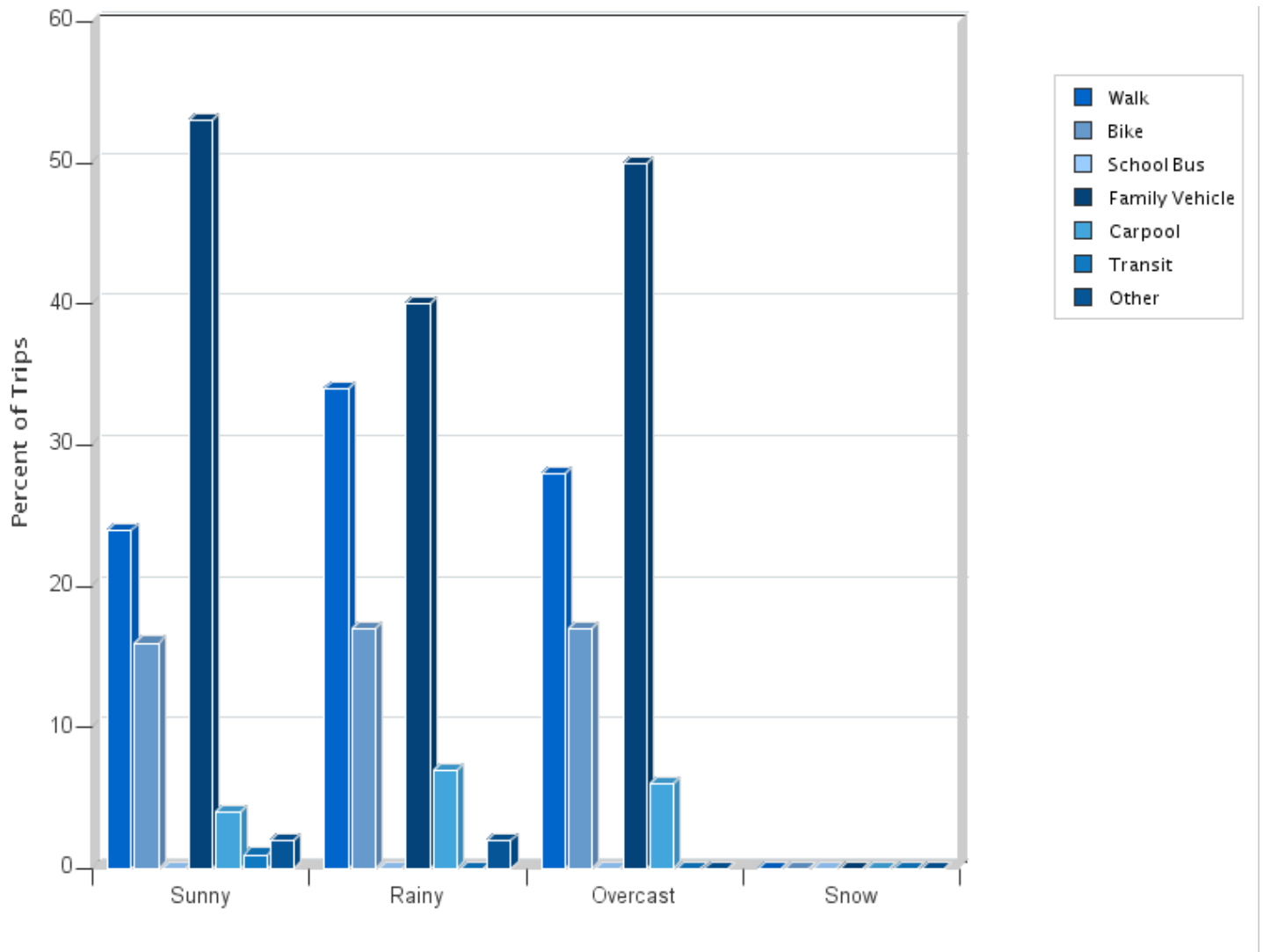


Morning and Afternoon Travel Mode Comparison by Day

	Number of Trips	Walk	Bike	School Bus	Family Vehicle	Carpool	Transit	Other
Tuesday AM	103	25%	21%	0%	50%	1.0%	1.0%	1.0%
Tuesday PM	101	18%	23%	0%	45%	14%	0%	1.0%
Wednesday AM	103	32%	17%	0%	43%	5%	1.0%	2%
Wednesday PM	106	22%	15%	0%	49%	12%	0%	2%
Thursday AM	104	25%	12%	0%	56%	3%	1.0%	4%
Thursday PM	87	26%	8%	0%	56%	6%	0%	3%

Percentages may not total 100% due to rounding.

Travel Mode by Weather Conditions



Travel Mode by Weather Condition

Weather Condition	Number of Trips	Walk	Bike	School Bus	Family Vehicle	Carpool	Transit	Other
Sunny	415	24%	16%	0%	53%	4%	0.7%	2%
Rainy	102	34%	17%	0%	40%	7%	0%	2%
Overcast	18	28%	17%	0%	50%	6%	0%	0%
Snow	0	0%	0%	0%	0%	0%	0%	0%

Percentages may not total 100% due to rounding.