

# Student Travel Tally Report: One School in One Data Collection Period

**School Name:** Wade Thomas

**Set ID:** 28352

**School Group:** Marin Safe Routes to Schools

**Month and Year Collected:** May 2019

**School Enrollment:** 370

**Date Report Generated:** 06/05/2019

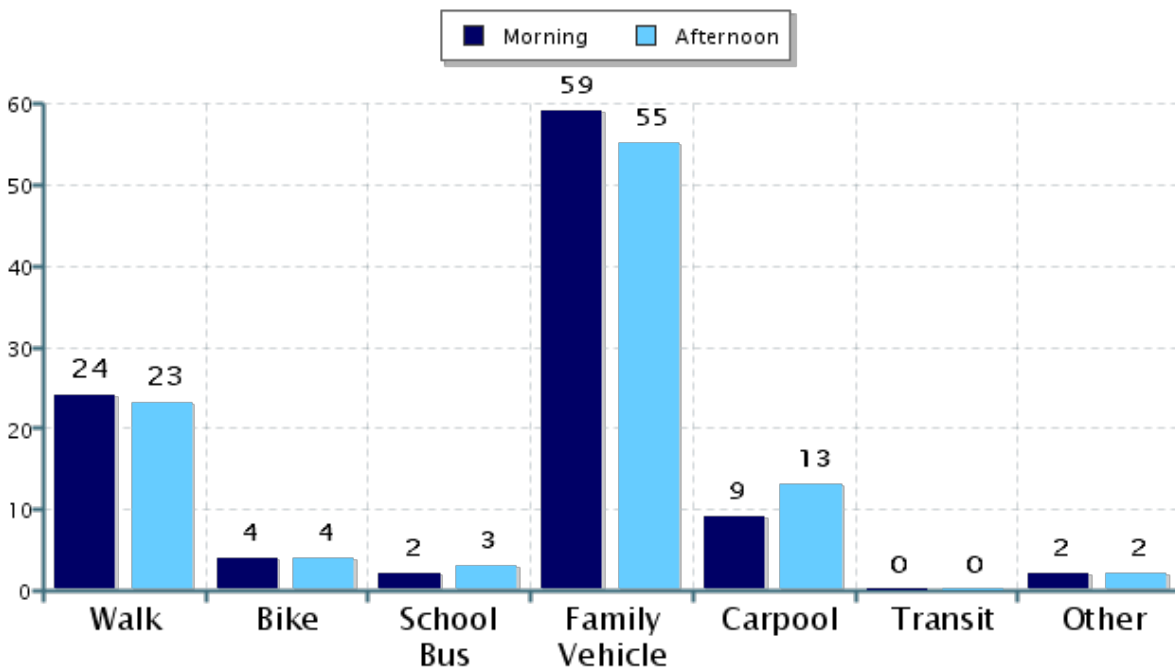
**% of Students reached by SRTS activities:** Don't Know

**Tags:**

**Number of Classrooms  
Included in Report:** 25

This report contains information from your school's classrooms about students' trip to and from school. The data used in this report were collected using the in-class Student Travel Tally questionnaire from the National Center for Safe Routes to School.

## Morning and Afternoon Travel Mode Comparison



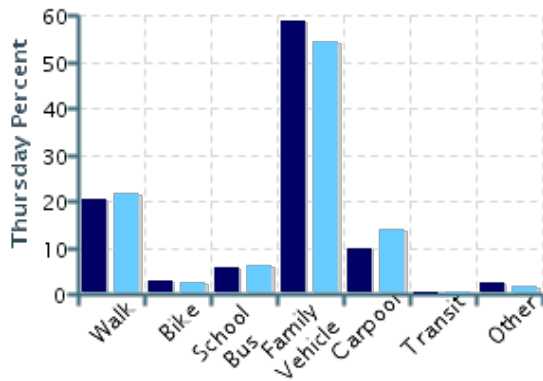
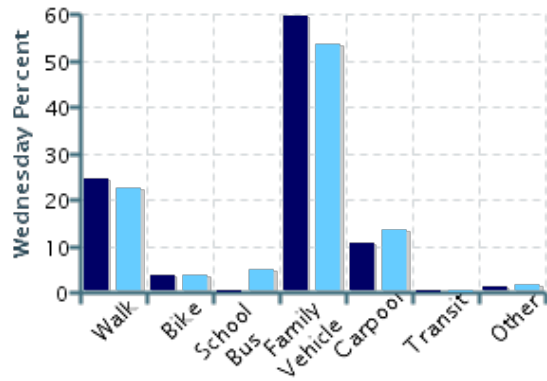
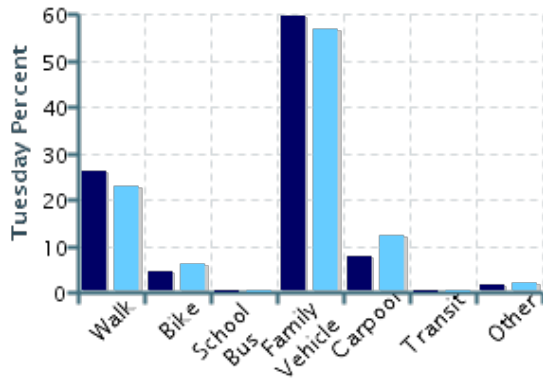
## Morning and Afternoon Travel Mode Comparison

	Number of Trips	Walk	Bike	School Bus	Family Vehicle	Carpool	Transit	Other
Morning	983	24%	4%	2%	59%	9%	0%	2%
Afternoon	911	23%	4%	3%	55%	13%	0%	2%

Percentages may not total 100% due to rounding.

## Morning and Afternoon Travel Mode Comparison by Day

■ Morning      ■ Afternoon

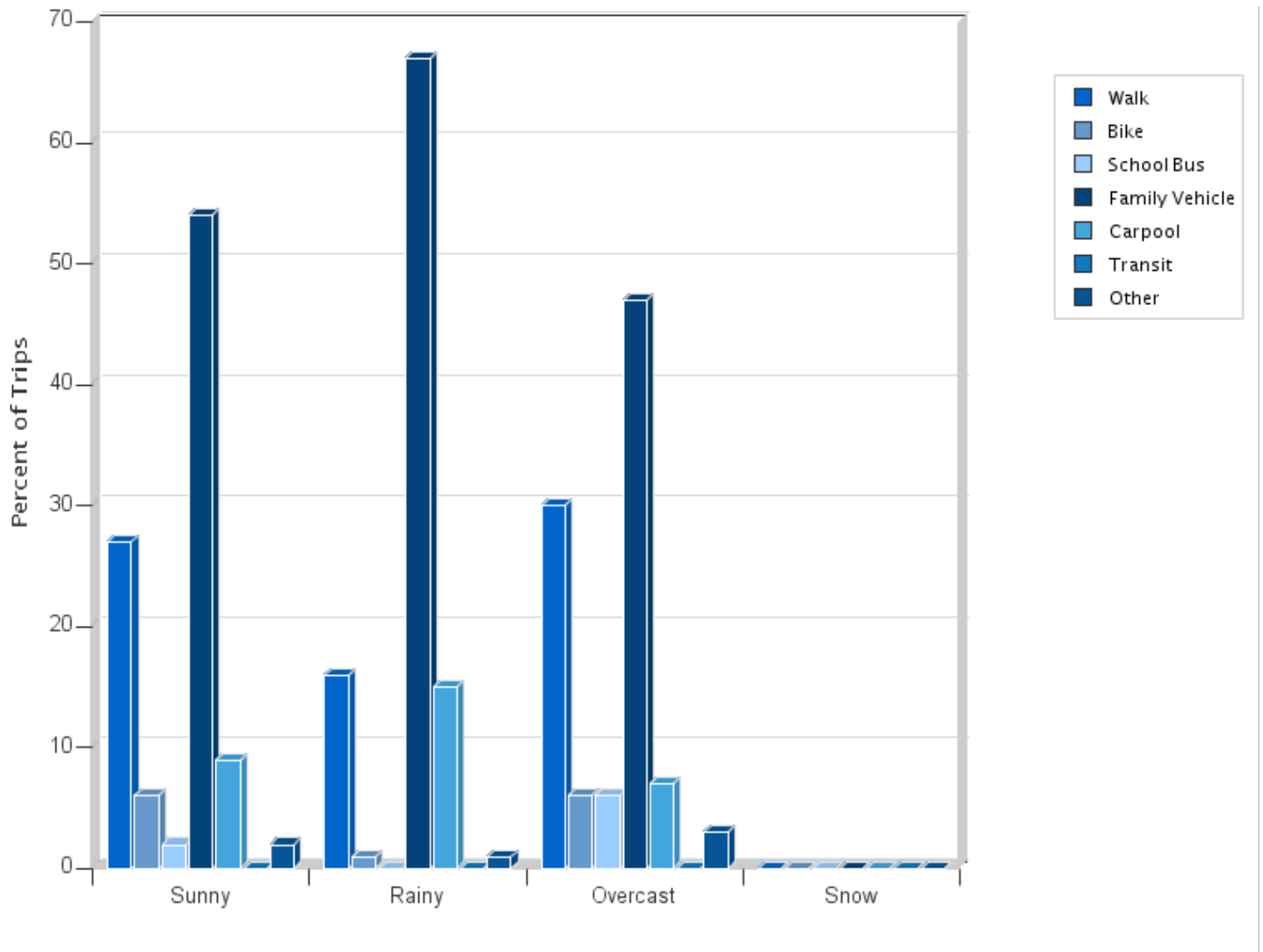


## Morning and Afternoon Travel Mode Comparison by Day

	Number of Trips	Walk	Bike	School Bus	Family Vehicle	Carpool	Transit	Other
Tuesday AM	384	26%	5%	0%	60%	8%	0%	2%
Tuesday PM	347	23%	6%	0%	57%	12%	0%	2%
Wednesday AM	333	25%	4%	0%	60%	11%	0%	1%
Wednesday PM	297	23%	4%	5%	54%	13%	0%	2%
Thursday AM	266	20%	3%	6%	59%	10%	0%	3%
Thursday PM	267	22%	3%	6%	54%	14%	0%	1%

Percentages may not total 100% due to rounding.

## Travel Mode by Weather Conditions



## Travel Mode by Weather Condition

Weather Condition	Number of Trips	Walk	Bike	School Bus	Family Vehicle	Carpool	Transit	Other
Sunny	648	27%	6%	2%	54%	9%	0%	2%
Rainy	758	16%	0.9%	0%	67%	15%	0%	0.7%
Overcast	488	30%	6%	6%	47%	7%	0%	3%
Snow	0	0%	0%	0%	0%	0%	0%	0%

Percentages may not total 100% due to rounding.