

# Student Travel Tally Report: One School in One Data Collection Period

**School Name:** White Hill Middle School

**Set ID:** 28354

**School Group:** Marin Safe Routes to Schools

**Month and Year Collected:** May 2019

**School Enrollment:** 750

**Date Report Generated:** 06/05/2019

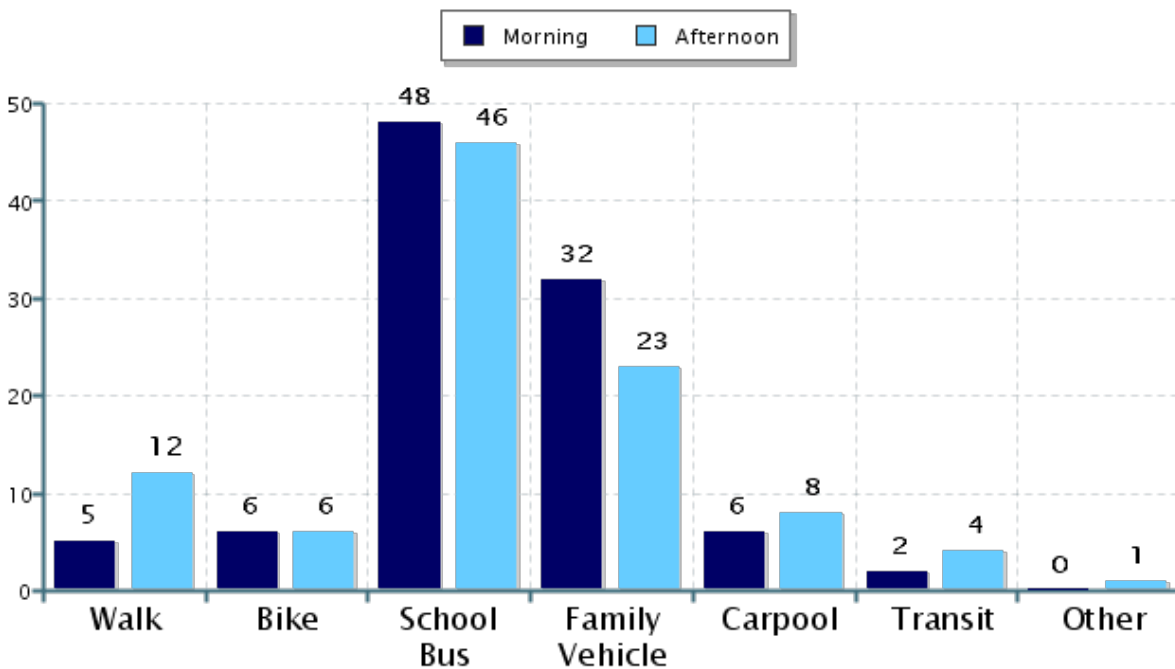
**% of Students reached by SRTS activities:** Don't Know

**Tags:**

**Number of Classrooms  
Included in Report:** 20

This report contains information from your school's classrooms about students' trip to and from school. The data used in this report were collected using the in-class Student Travel Tally questionnaire from the National Center for Safe Routes to School.

## Morning and Afternoon Travel Mode Comparison



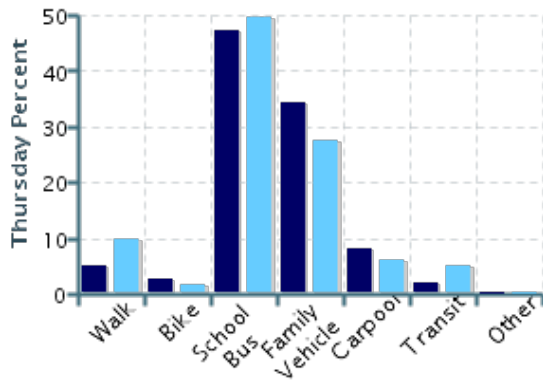
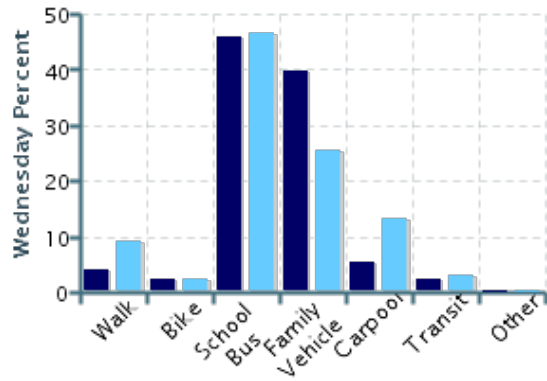
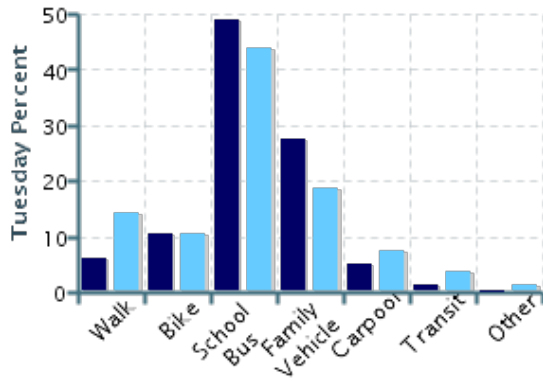
## Morning and Afternoon Travel Mode Comparison

	Number of Trips	Walk	Bike	School Bus	Family Vehicle	Carpool	Transit	Other
Morning	645	5%	6%	48%	32%	6%	2%	0%
Afternoon	583	12%	6%	46%	23%	8%	4%	0.7%

Percentages may not total 100% due to rounding.

## Morning and Afternoon Travel Mode Comparison by Day

■ Morning      ■ Afternoon

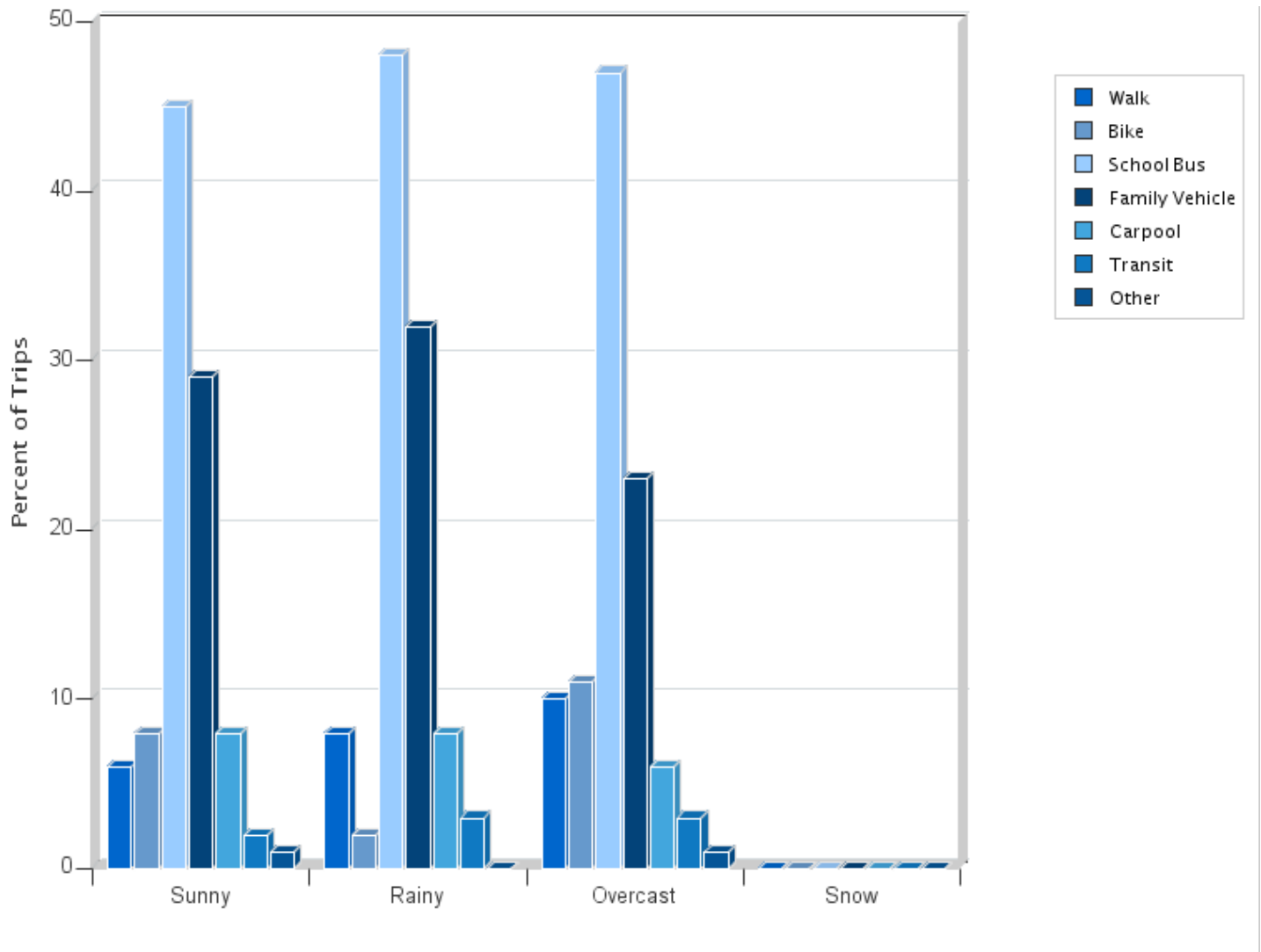


## Morning and Afternoon Travel Mode Comparison by Day

	Number of Trips	Walk	Bike	School Bus	Family Vehicle	Carpool	Transit	Other
Tuesday AM	291	6%	11%	49%	27%	5%	1%	0%
Tuesday PM	273	14%	11%	44%	19%	7%	4%	1%
Wednesday AM	126	4%	2%	46%	40%	6%	2%	0%
Wednesday PM	129	9%	2%	47%	26%	13%	3%	0%
Thursday AM	228	5%	3%	47%	34%	8%	2%	0%
Thursday PM	181	10%	2%	50%	28%	6%	5%	0%

Percentages may not total 100% due to rounding.

### Travel Mode by Weather Conditions



### Travel Mode by Weather Condition

Weather Condition	Number of Trips	Walk	Bike	School Bus	Family Vehicle	Carpool	Transit	Other
Sunny	119	6%	8%	45%	29%	8%	2%	0.8%
Rainy	610	8%	2%	48%	32%	8%	3%	0%
Overcast	499	10%	11%	47%	23%	6%	3%	0.6%
Snow	0	0%	0%	0%	0%	0%	0%	0%

Percentages may not total 100% due to rounding.