

Student Travel Tally Report: One School in One Data Collection Period

School Name: Willow Creek Academy

Set ID: 28355

School Group: Marin Safe Routes to Schools

Month and Year Collected: May 2019

School Enrollment: 410

Date Report Generated: 06/05/2019

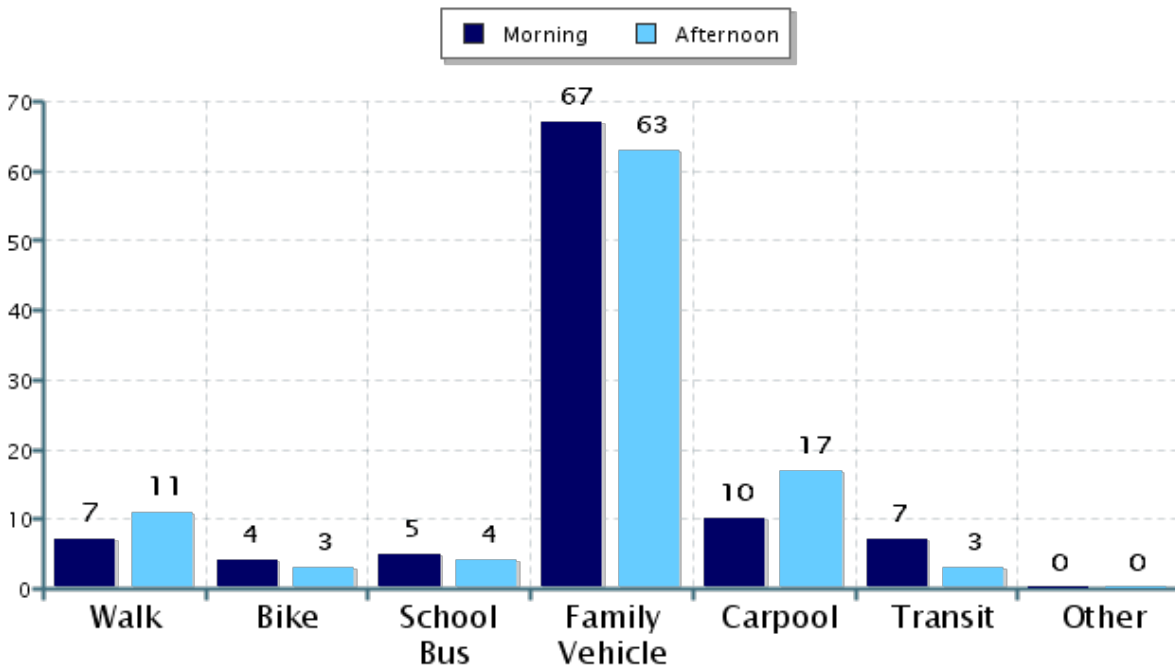
% of Students reached by SRTS activities: Don't Know

Tags:

**Number of Classrooms
Included in Report:** 7

This report contains information from your school's classrooms about students' trip to and from school. The data used in this report were collected using the in-class Student Travel Tally questionnaire from the National Center for Safe Routes to School.

Morning and Afternoon Travel Mode Comparison



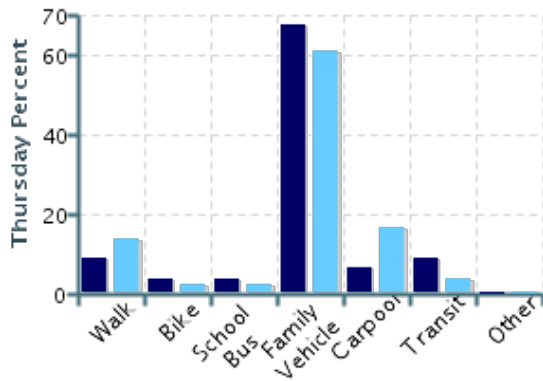
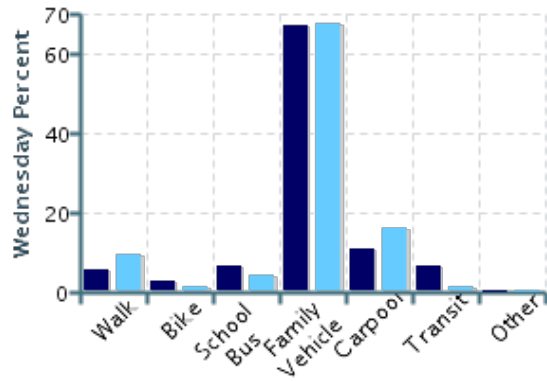
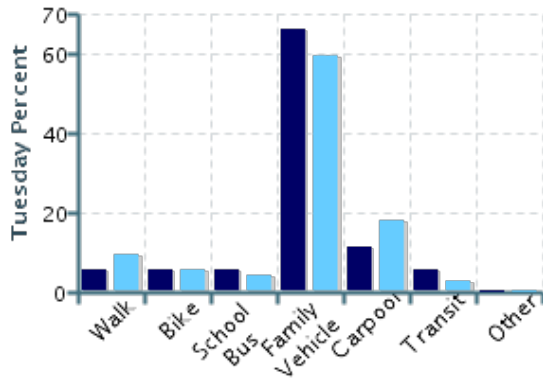
Morning and Afternoon Travel Mode Comparison

	Number of Trips	Walk	Bike	School Bus	Family Vehicle	Carpool	Transit	Other
Morning	221	7%	4%	5%	67%	10%	7%	0%
Afternoon	225	11%	3%	4%	63%	17%	3%	0%

Percentages may not total 100% due to rounding.

Morning and Afternoon Travel Mode Comparison by Day

■ Morning ■ Afternoon

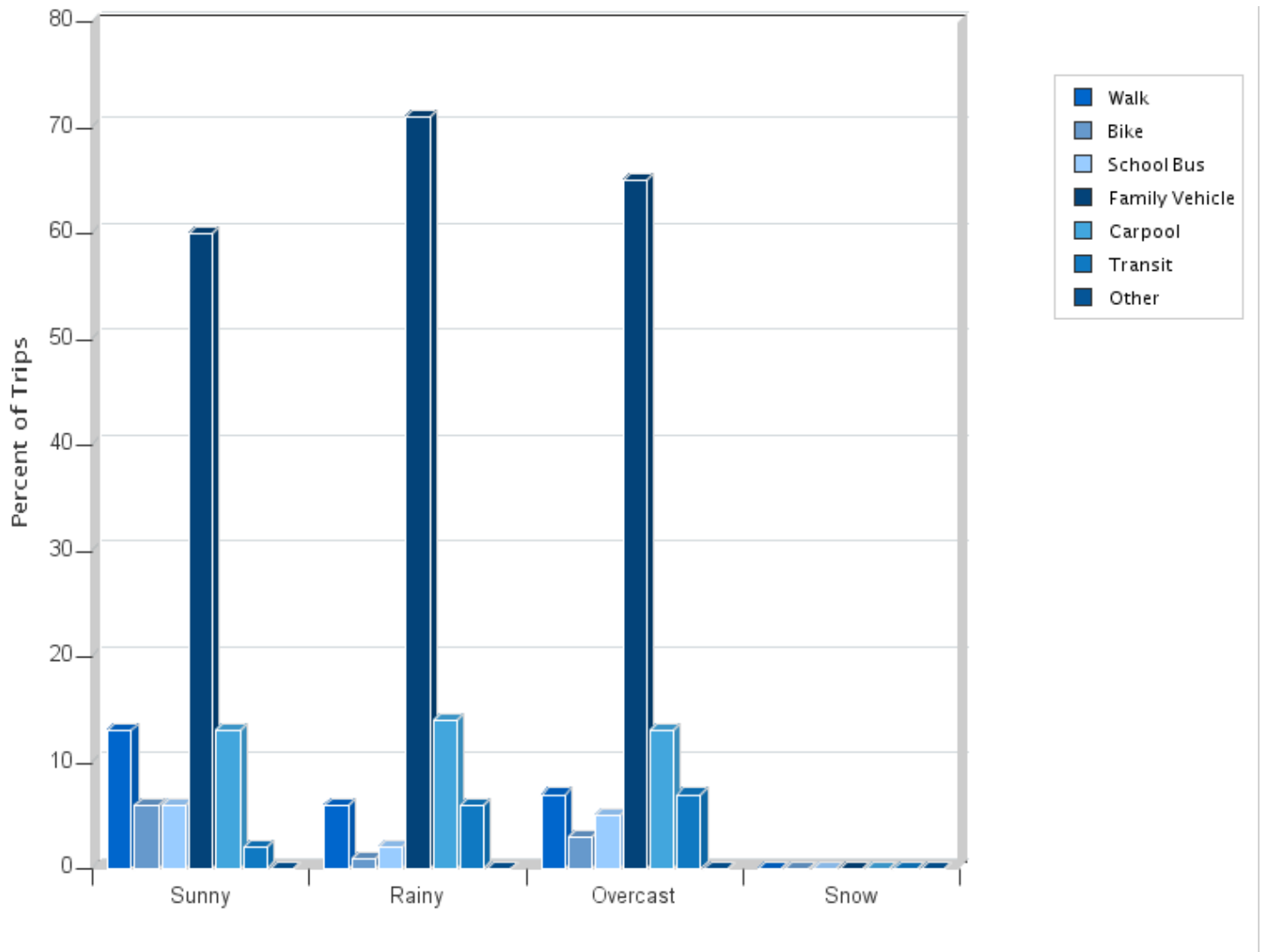


Morning and Afternoon Travel Mode Comparison by Day

	Number of Trips	Walk	Bike	School Bus	Family Vehicle	Carpool	Transit	Other
Tuesday AM	71	6%	6%	6%	66%	11%	6%	0%
Tuesday PM	72	10%	6%	4%	60%	18%	3%	0%
Wednesday AM	73	5%	3%	7%	67%	11%	7%	0%
Wednesday PM	74	9%	1%	4%	68%	16%	1%	0%
Thursday AM	77	9%	4%	4%	68%	6%	9%	0%
Thursday PM	79	14%	3%	3%	61%	16%	4%	0%

Percentages may not total 100% due to rounding.

Travel Mode by Weather Conditions



Travel Mode by Weather Condition

Weather Condition	Number of Trips	Walk	Bike	School Bus	Family Vehicle	Carpool	Transit	Other
Sunny	174	13%	6%	6%	60%	13%	2%	0%
Rainy	144	6%	0.7%	2%	71%	14%	6%	0%
Overcast	128	7%	3%	5%	65%	13%	7%	0%
Snow	0	0%	0%	0%	0%	0%	0%	0%

Percentages may not total 100% due to rounding.